

V&V Reference Report

L2 ASCDS Version : 10.9.1

Observation 5727 - L2 Version 4
Chandra X-Ray Center


L2 Processing Date : Oct 7 2020

Contents

1	Front	2
2	OBI	3
2.1	OBI	3
2.1.1	Images	3
2.1.2	Bias	3
2.1.3	Parameters	4
2.1.4	Events	4
2.2	Compared Parameters	5
2.3	Aspect	6
2.4	Star Slots	9
2.4.1	Slot 3	9
2.4.2	Slot 4	10
2.4.3	Slot 5	11
2.4.4	Slot 6	12
2.4.5	Slot 7	13
2.5	FID Slots	14
2.5.1	Slot 0	14
2.5.2	Slot 1	15
2.5.3	Slot 2	16
A	Summary	17
A.1	Status	17
A.2	Comments	17

1 Front


seq_num	701149	Sequence number
obs_id	5727	Observation id
title	What kind of Jets does Nature make? X-ray characterization of the FIRST Flat Spectrum Sample	Proposal title
observer	Dr. Giovanni Fossati	Principal investigator
object	7C 114300.29+443702.00	Source name
dtcycle	0	
cycle	P	events from which exps? Prim/Second/Both
ra_targ	176.410417	Observer's specified target RA [deg]
dec_targ	44.339417	Observer's specified target Dec [deg]
ra_nom	176.39806651106	Nominal RA [deg]
dec_nom	44.338986738337	Nominal Dec [deg]
roll_nom	213.16691081096	Nominal Roll [deg]
revision	4	Processing version of data
ontime	6956.6160755157	Sum of GTIs [s]
livetime	6868.5272139963	Livetime [s]
ontime2	6956.657115519	Sum of GTIs [s]
ontime3	6953.2520349324	Sum of GTIs [s]
ontime5	6956.5750355124	Sum of GTIs [s]
ontime6	6956.5339955091	Sum of GTIs [s]
ontime7	6956.6160755157	Sum of GTIs [s]
ontime8	6956.4519155324	Sum of GTIs [s]
l2events	41826	Number of level 2 events




2 OBI

2.1 OBI

2.1.1 Images



2.1.2 Bias



2.1.3 Parameters

obi_num	0	Obi number	sched_exp_time	7000.000000	[s] Scheduled observation exposure time
ascdsver	10.9.1	Processing system revision	ontime	6956.6160755157	Sum of GTIs [s]
caldsver	4.9.2	 	ontime2	6956.657115519	Sum of GTIs [s]
date	2020-10-07T18:58:40	Date and time of file creation	ontime3	6953.2520349324	Sum of GTIs [s]
revision	4	Processing version of data	ontime5	6956.5750355124	Sum of GTIs [s]
			ontime6	6956.5339955091	Sum of GTIs [s]
			ontime7	6956.6160755157	Sum of GTIs [s]
			ontime8	6956.4519155324	Sum of GTIs [s]
			l1events	212189	Number of level 1 events

2.1.4 Events

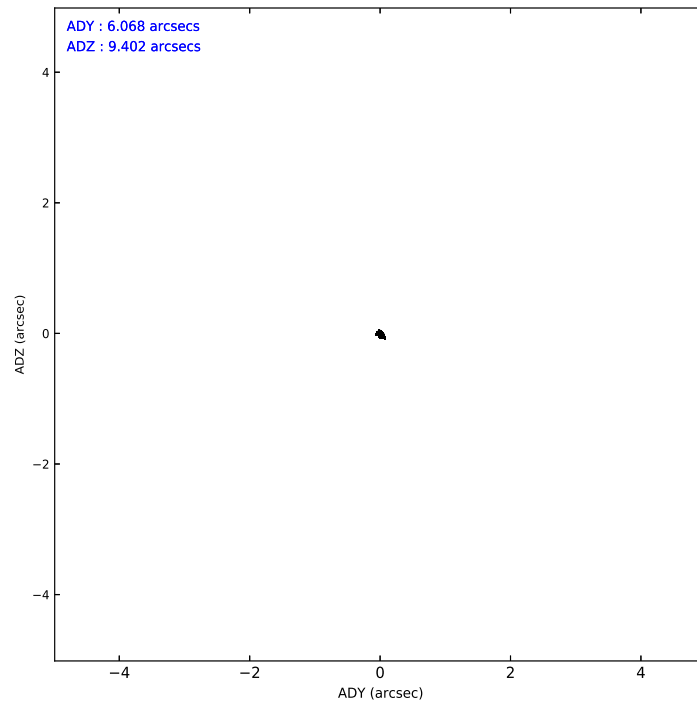
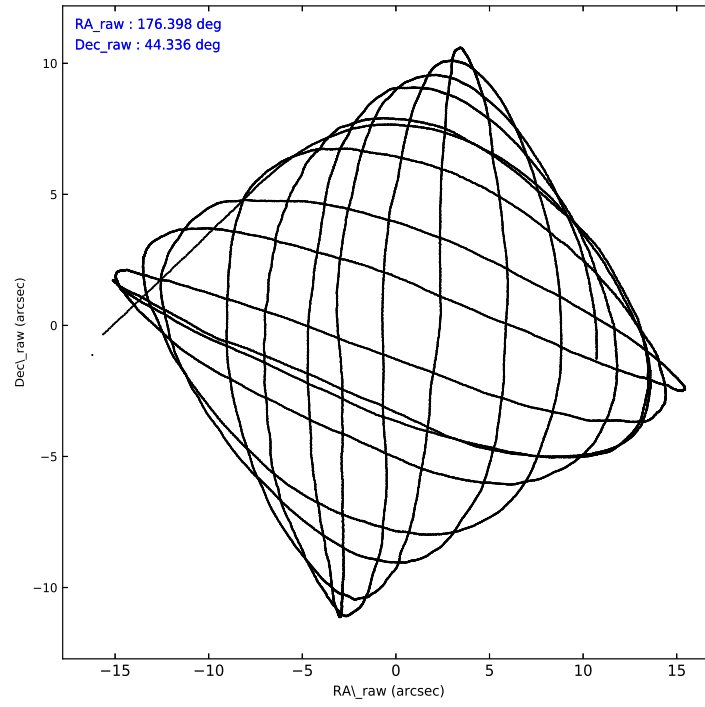
	ccd 2	ccd 3	ccd 5	ccd 6	ccd 7	ccd 8
level 1 events	40616	37301	31658	37282	22664	42668
rejected events	37406	34333	12957	33827	9223	32182
rejected %	92%	92%	40%	90%	40%	75%

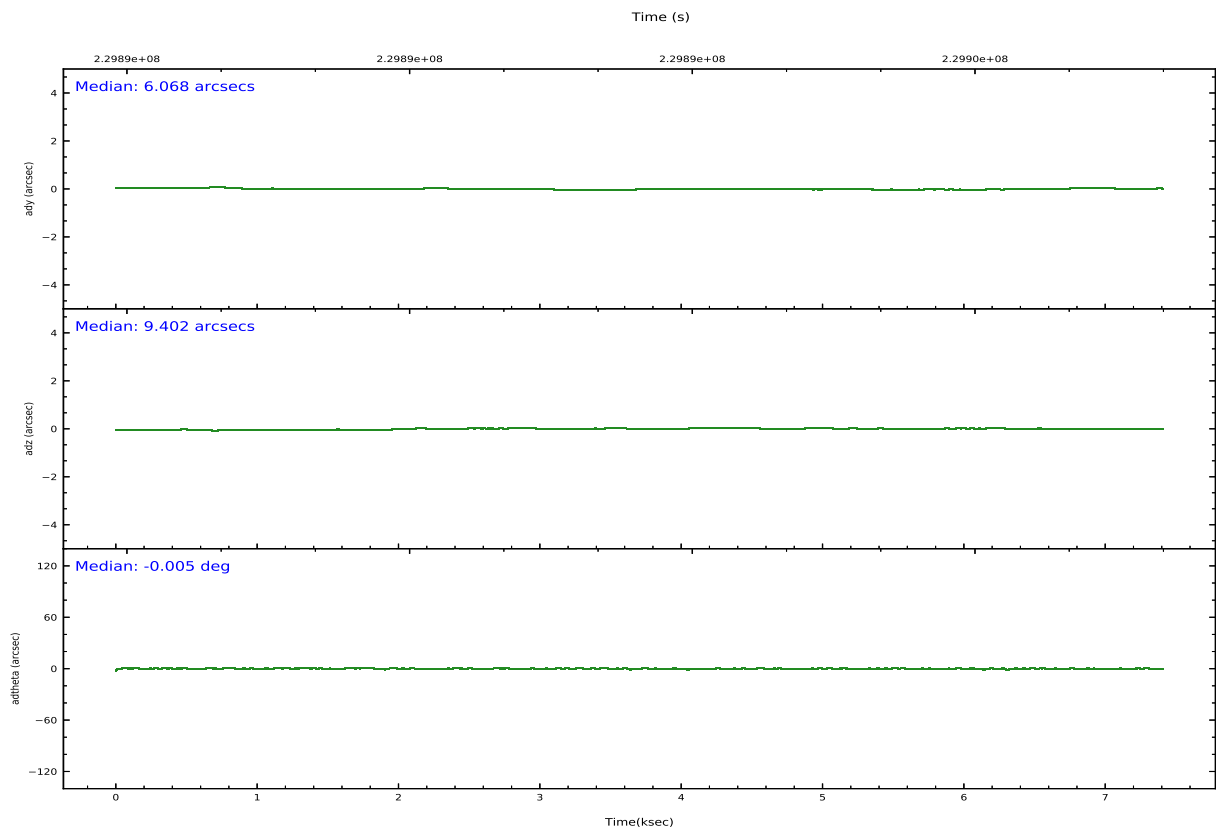
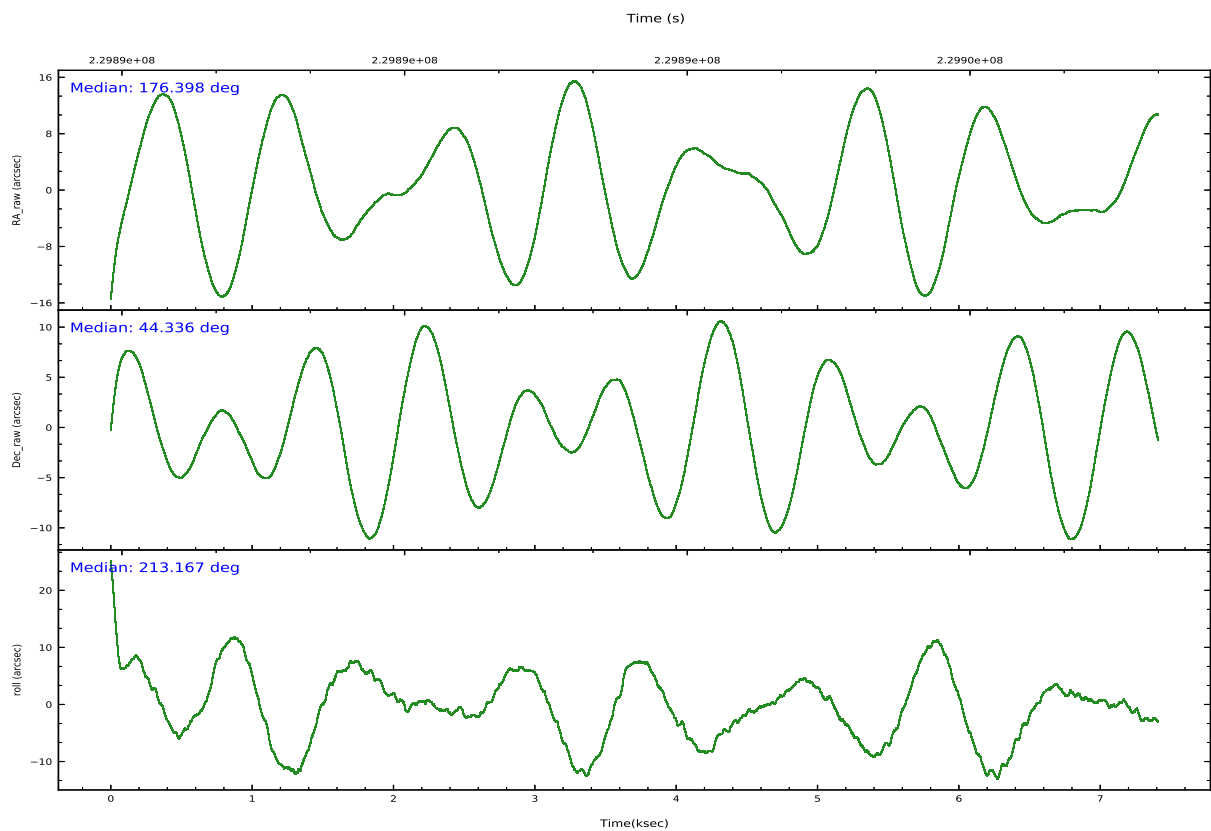
	ccd 2	ccd 3	ccd 5	ccd 6	ccd 7	ccd 8
grade 0 events	1318	1250	1802	1474	1824	2976
	3%	3%	5%	3%	8%	6%
grade 1 events	22	18	66	14	43	39
	0%	0%	0%	0%	0%	0%
grade 2 events	708	577	6046	733	3259	2494
	1%	1%	19%	1%	14%	5%
grade 3 events	373	368	947	368	1421	1145
	0%	0%	2%	0%	6%	2%
grade 4 events	350	290	980	361	1301	1088
	0%	0%	3%	0%	5%	2%
grade 5 events	613	706	2513	763	2247	1213
	1%	1%	7%	2%	9%	2%
grade 6 events	466	485	8940	523	5656	2822
	1%	1%	28%	1%	24%	6%
grade 7 events	36766	33607	10364	33046	6913	30891
	90%	90%	32%	88%	30%	72%

2.2 Compared Parameters

Parameter	Planned	Actual	Parameter	Planned	Actual
Instrument	ACIS	ACIS	Obspar version number	8	8
Detector	ACIS-235678	ACIS-235678	Obspar file type	PREDICTED	ACTUAL
Grating	NONE	NONE	Obspar update status	NONE	UPDATED
Data mode	VFAINT	VFAINT	Number of optional ACIS chips dropped	0	0
Observation mode	POINTING	POINTING	On-chip summing requested	N	N
[deg] Pointing RA	176.414708	176.39806651106	Subarray requested	NONE	NONE
[deg] Pointing Dec	44.360095	44.338986738337	Alternating exposures requested	N	N
[deg] Pointing Roll	212.997000	213.16691081096	[s] Primary exposure time	0.000000	3.2
[mm] SIM focus pos	-0.684267	-0.6828225247311905			
[mm] SIM defocus	0	0.001444936568705701			
[mm] SIM translation stage pos	-190.132523	-190.1400660498719			
[mm] SIM translation stage offset	0	0.00754346686406393			
[s] Observation start time (MET)	229890331.184000	229889258.83027			
Observation start date	2005-04-14T18:24:27	2005-04-14T18:07:38			
[s] Observation end time (MET)	229897331.184000	229897955.95567			
Observation end date	2005-04-14T20:21:07	2005-04-14T20:32:35			
Read mode	TIMED	TIMED			

2.3 Aspect



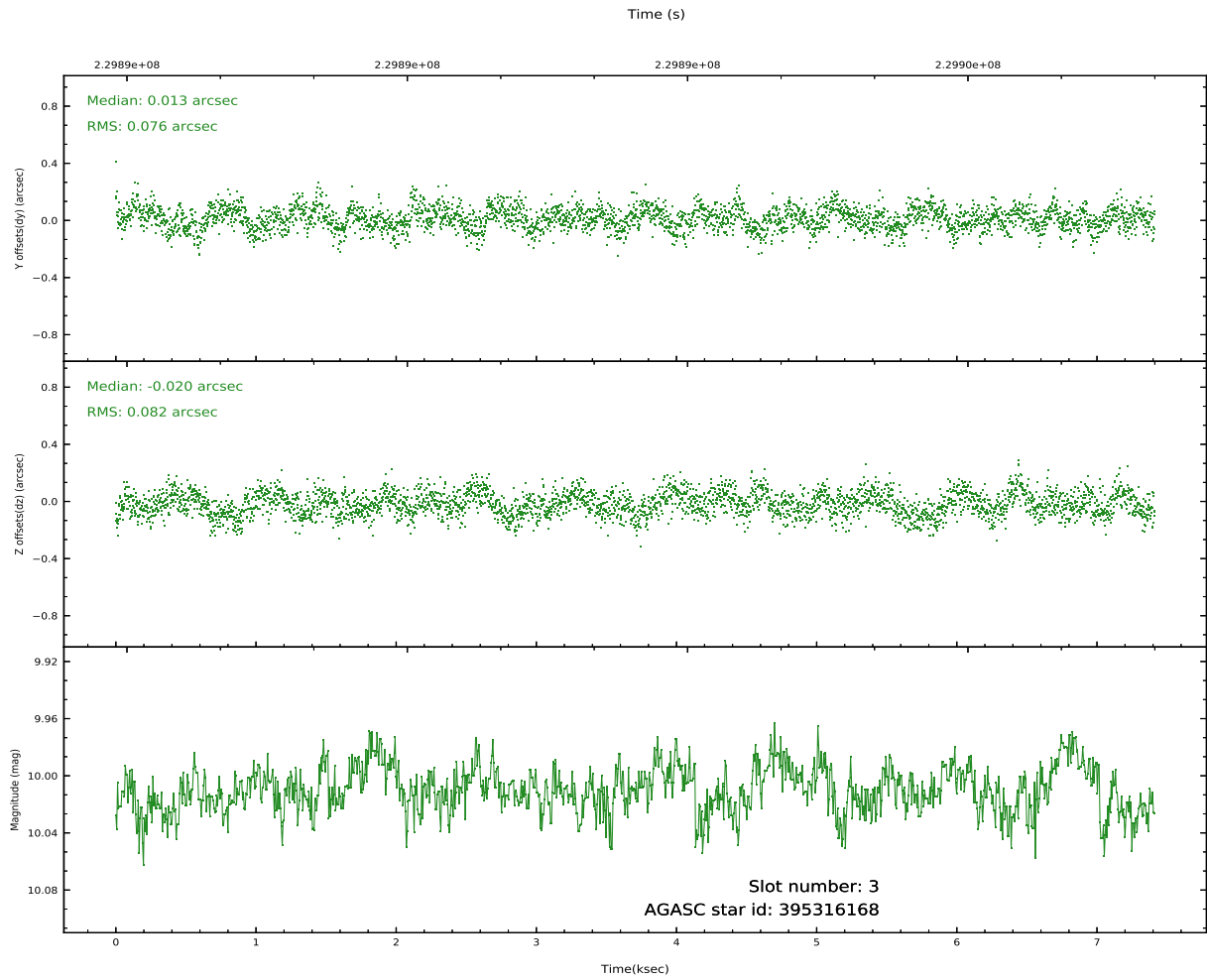
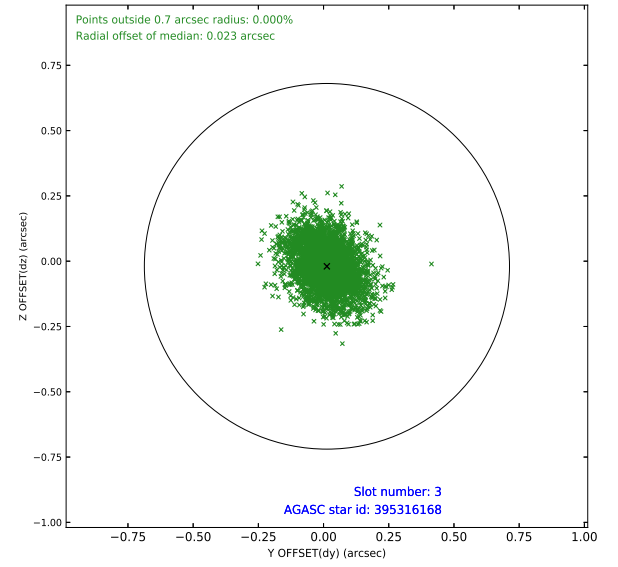
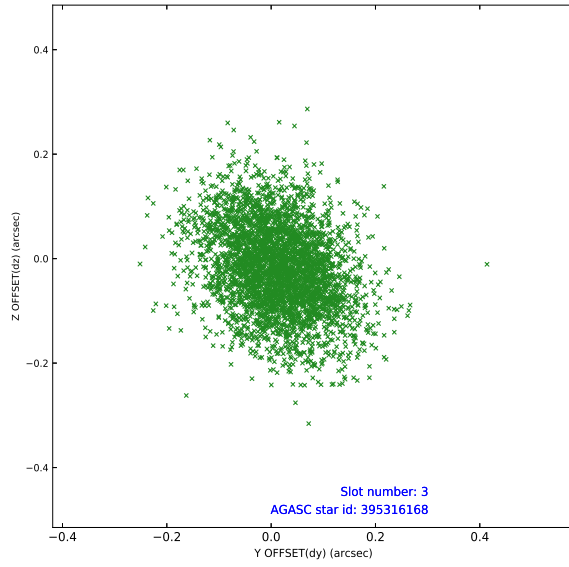


Slot Statistics

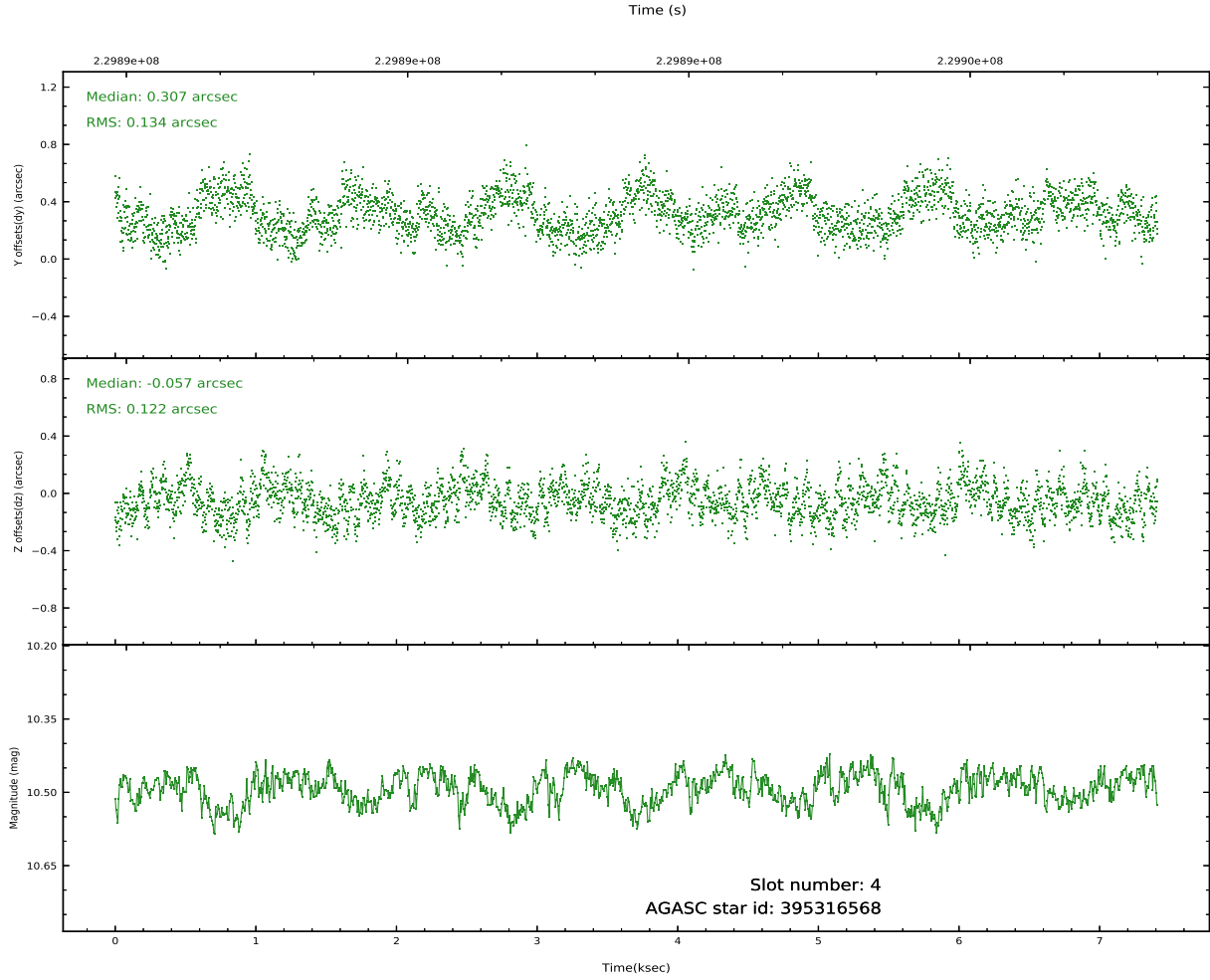
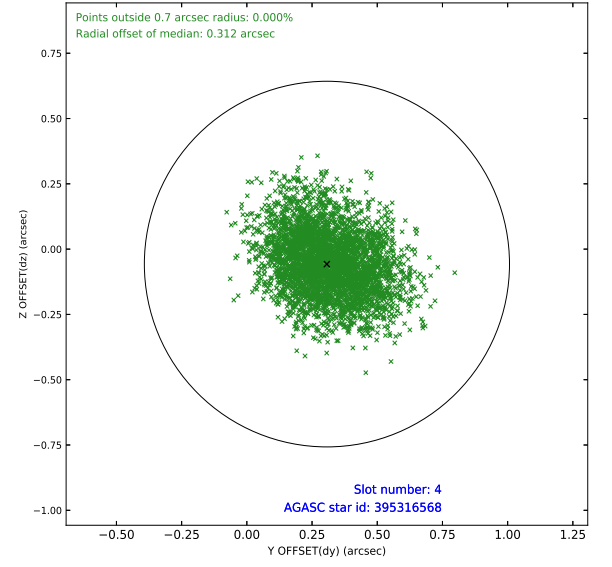
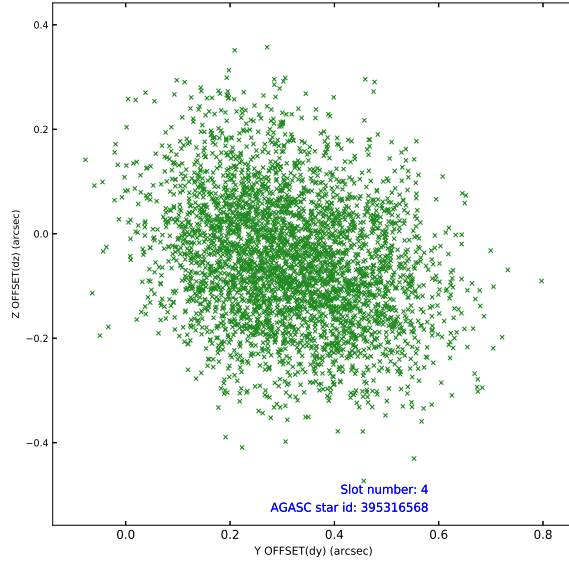
pt	status	used	id	mag	n_pts	frac_pts	med_dy	med_dz	dr1	dr2	ra	dec	mean_y	mea
0	FID		ACIS-S-2	7.10	1807	1.000	-0.095	-0.080	0.007	0.011	0.000000	0.000000	-758.84	-1730
1	FID		ACIS-S-4	7.21	1808	1.000	0.168	0.067	0.005	0.011	0.000000	0.000000	2154.30	177
2	FID		ACIS-S-5	7.23	1808	1.000	-0.104	0.022	0.006	0.011	0.000000	0.000000	-1810.75	171
3	GUIDE	used	395316168	10.01	3608	1.000	0.013	-0.020	0.117	0.197	175.652426	44.634642	1095.74	-1899
4	GUIDE	used	395316568	10.49	3605	1.000	0.307	-0.057	0.194	0.309	175.466189	44.206721	2347.15	-882
5	GUIDE	used	395316680	10.56	3610	1.000	0.041	0.098	0.201	0.332	175.531857	44.395118	1830.72	-1352
6	GUIDE	used	452463688	9.56	3613	1.000	-0.273	-0.094	0.093	0.157	176.687075	45.232837	-2289.67	-2260
7	GUIDE	used	395314136	10.34	3610	1.000	-0.086	0.061	0.188	0.310	177.516204	44.339082	-2348.01	1591

2.4 Star Slots

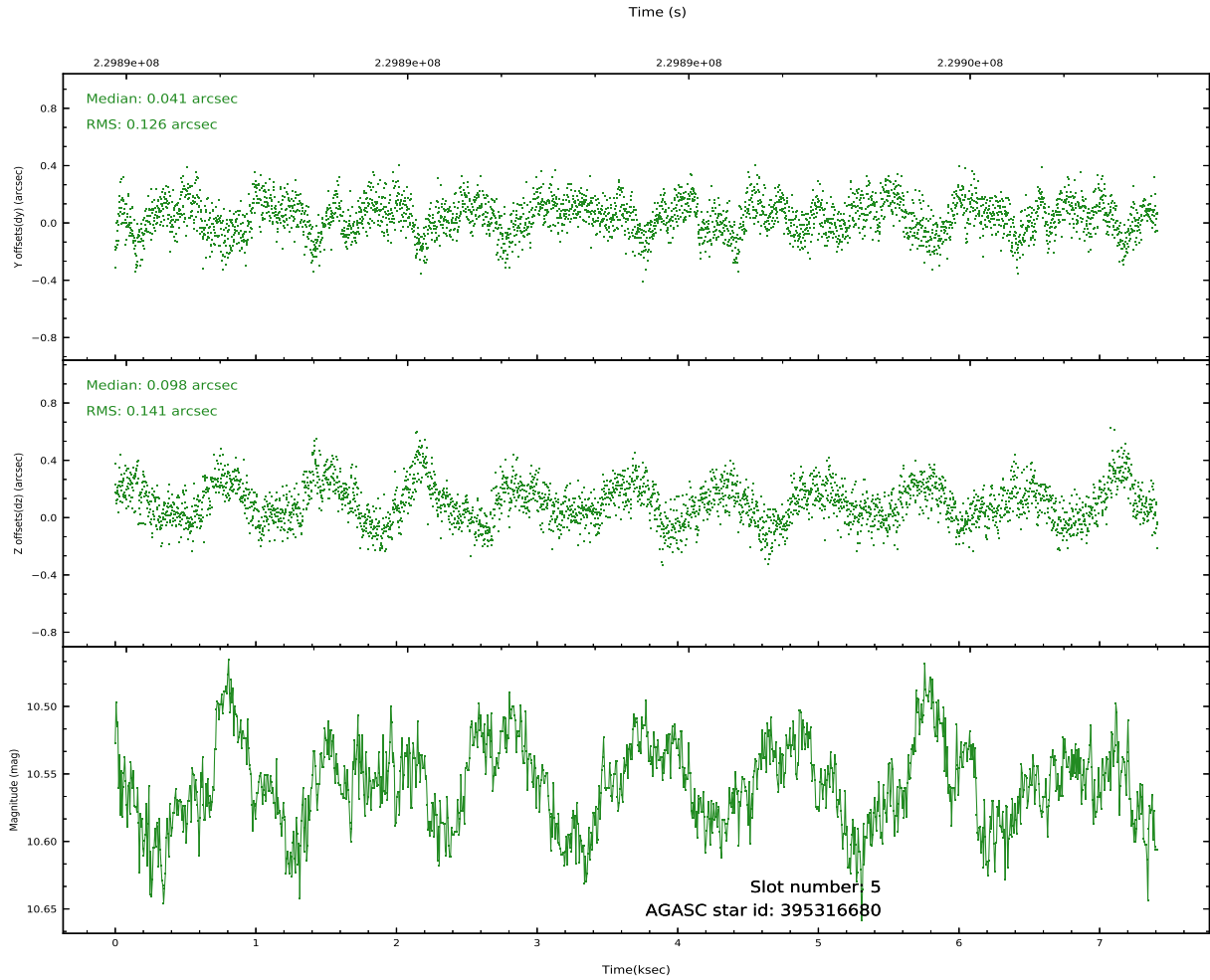
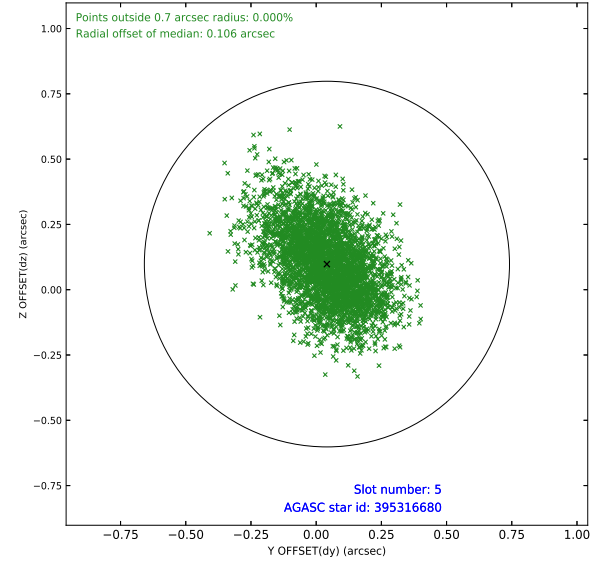
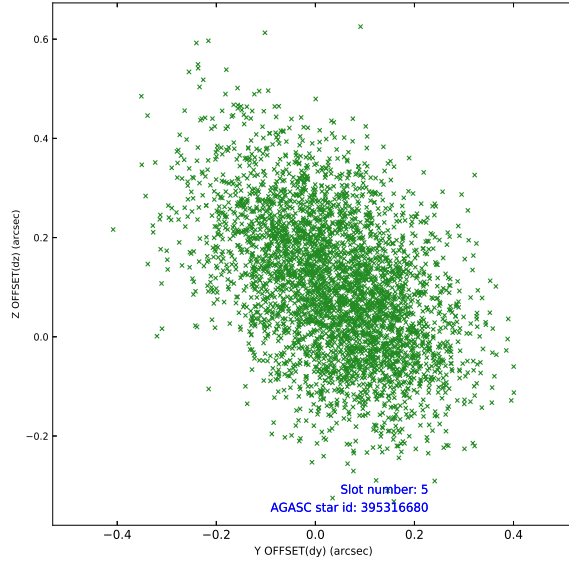
2.4.1 Slot 3



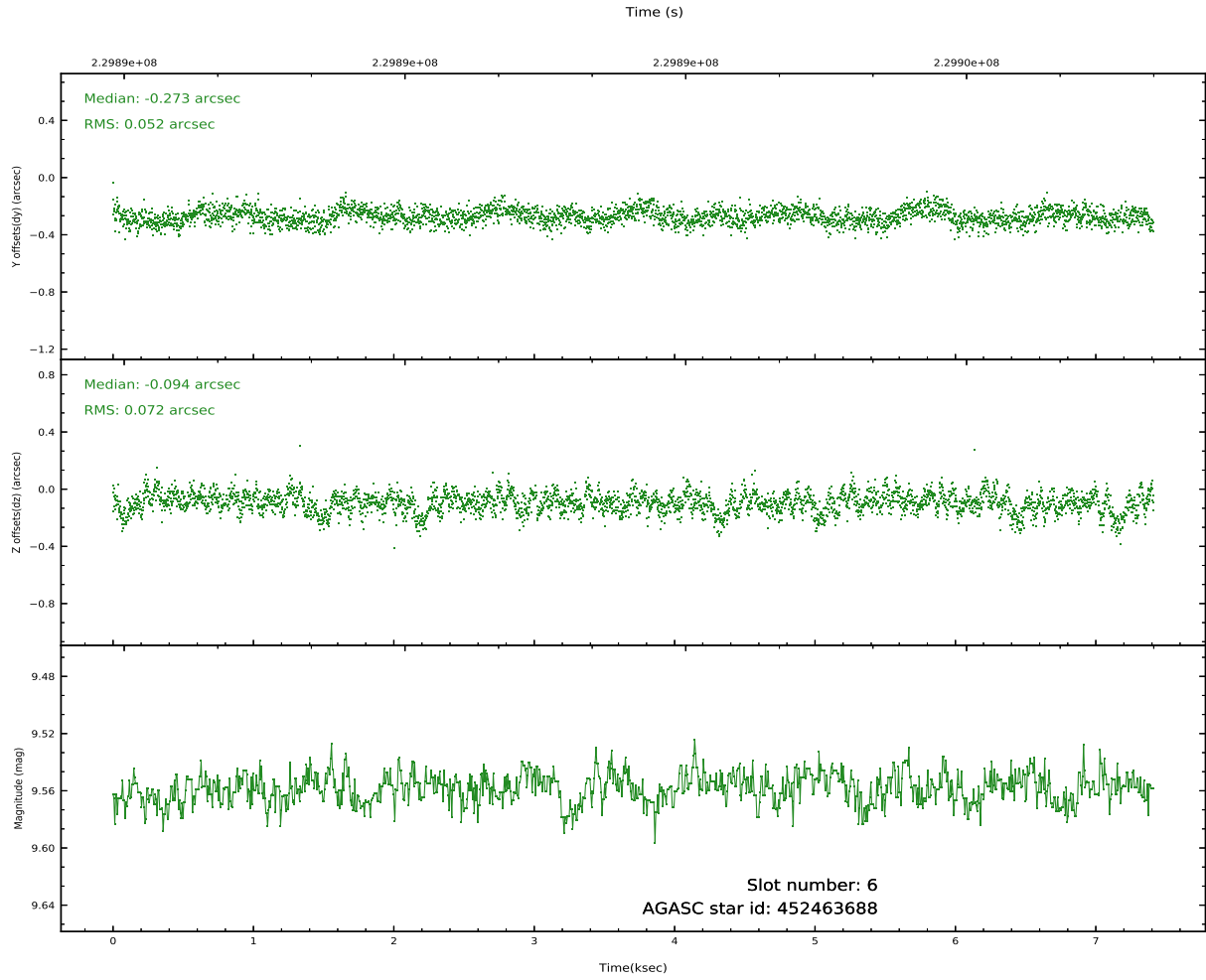
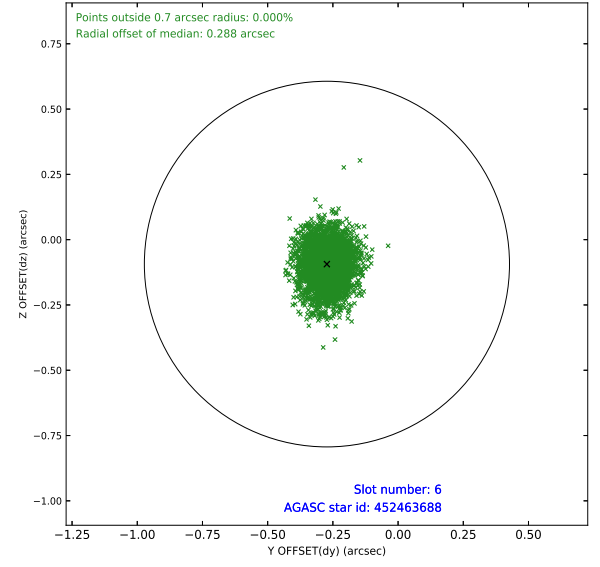
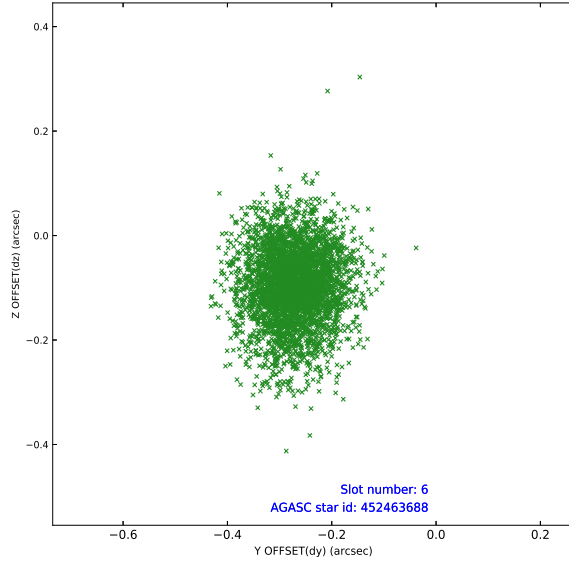
2.4.2 Slot 4



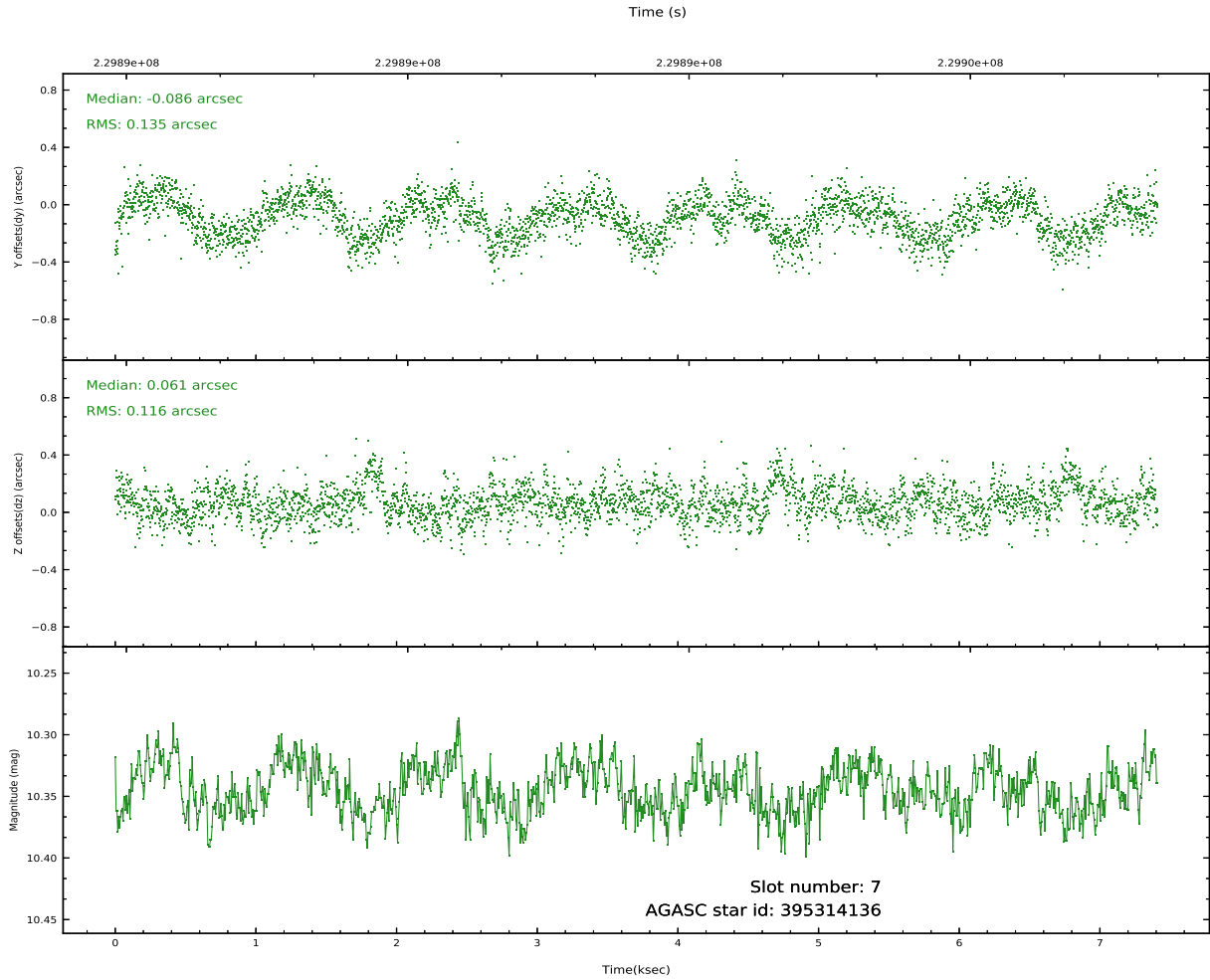
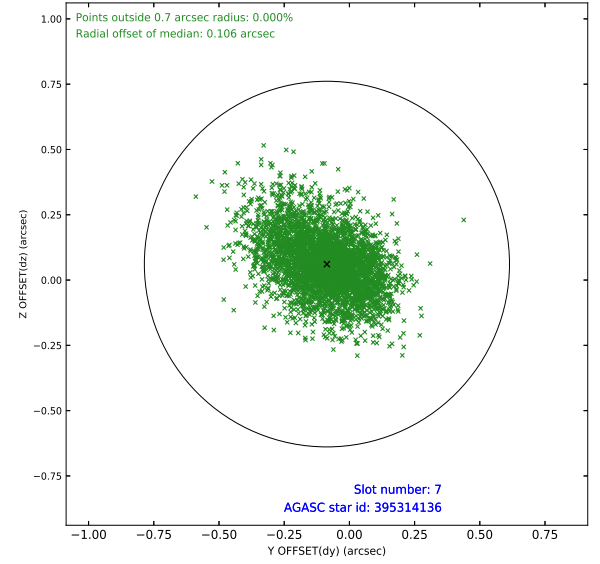
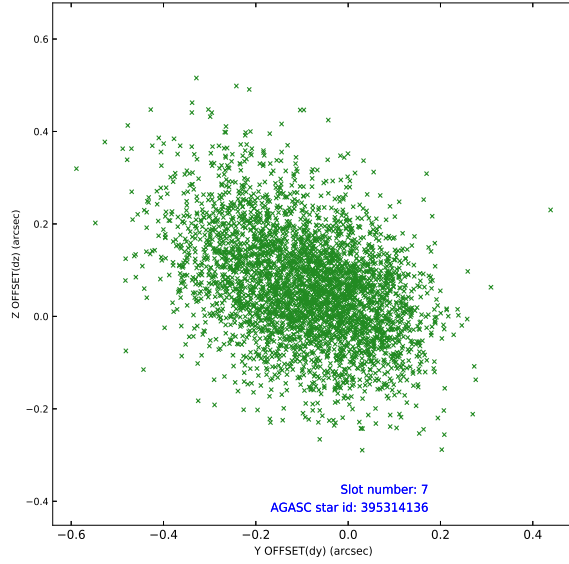
2.4.3 Slot 5



2.4.4 Slot 6

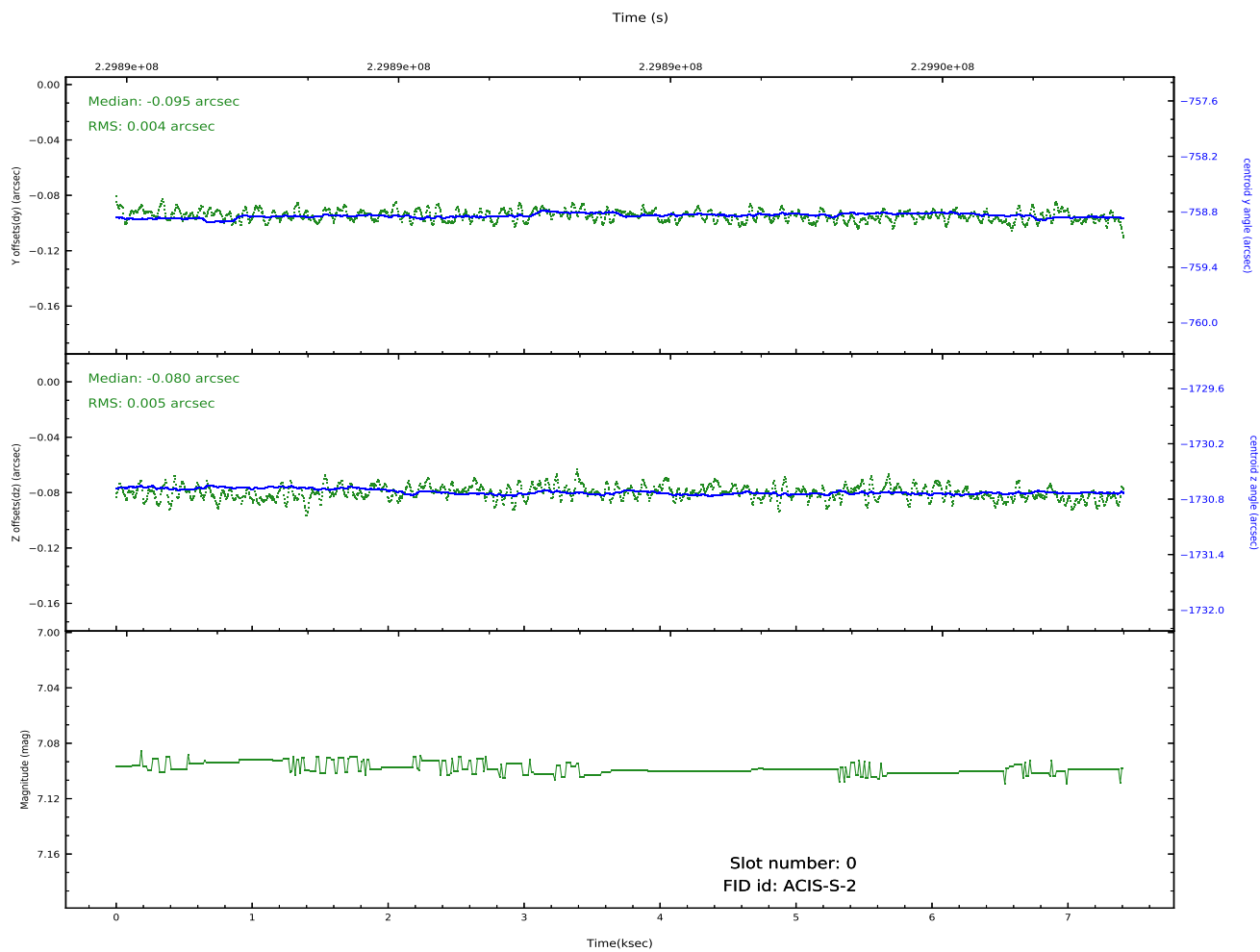
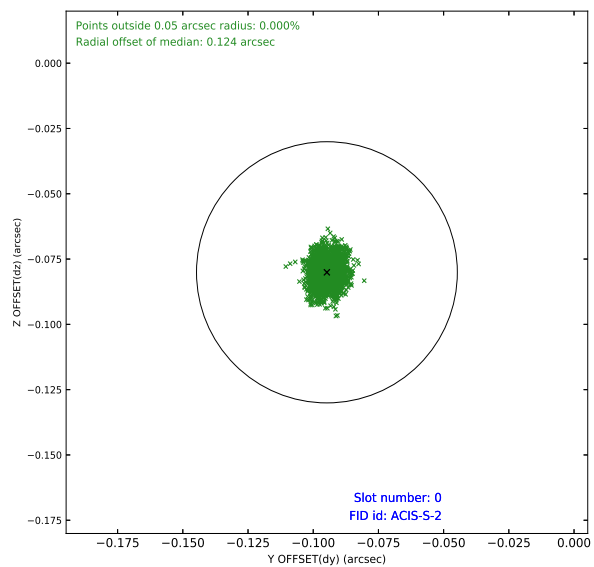
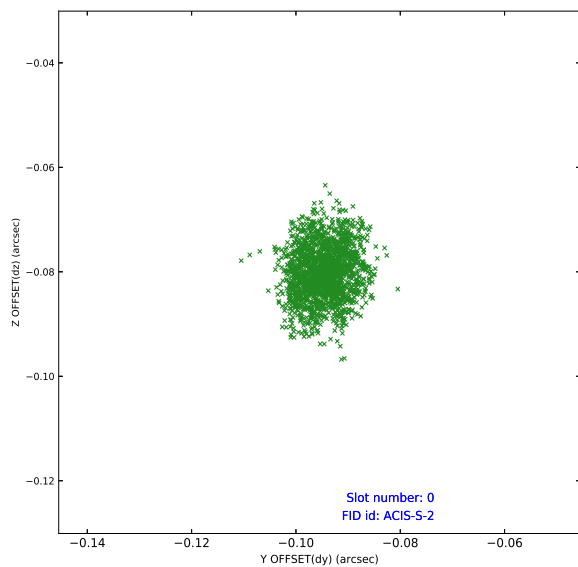


2.4.5 Slot 7

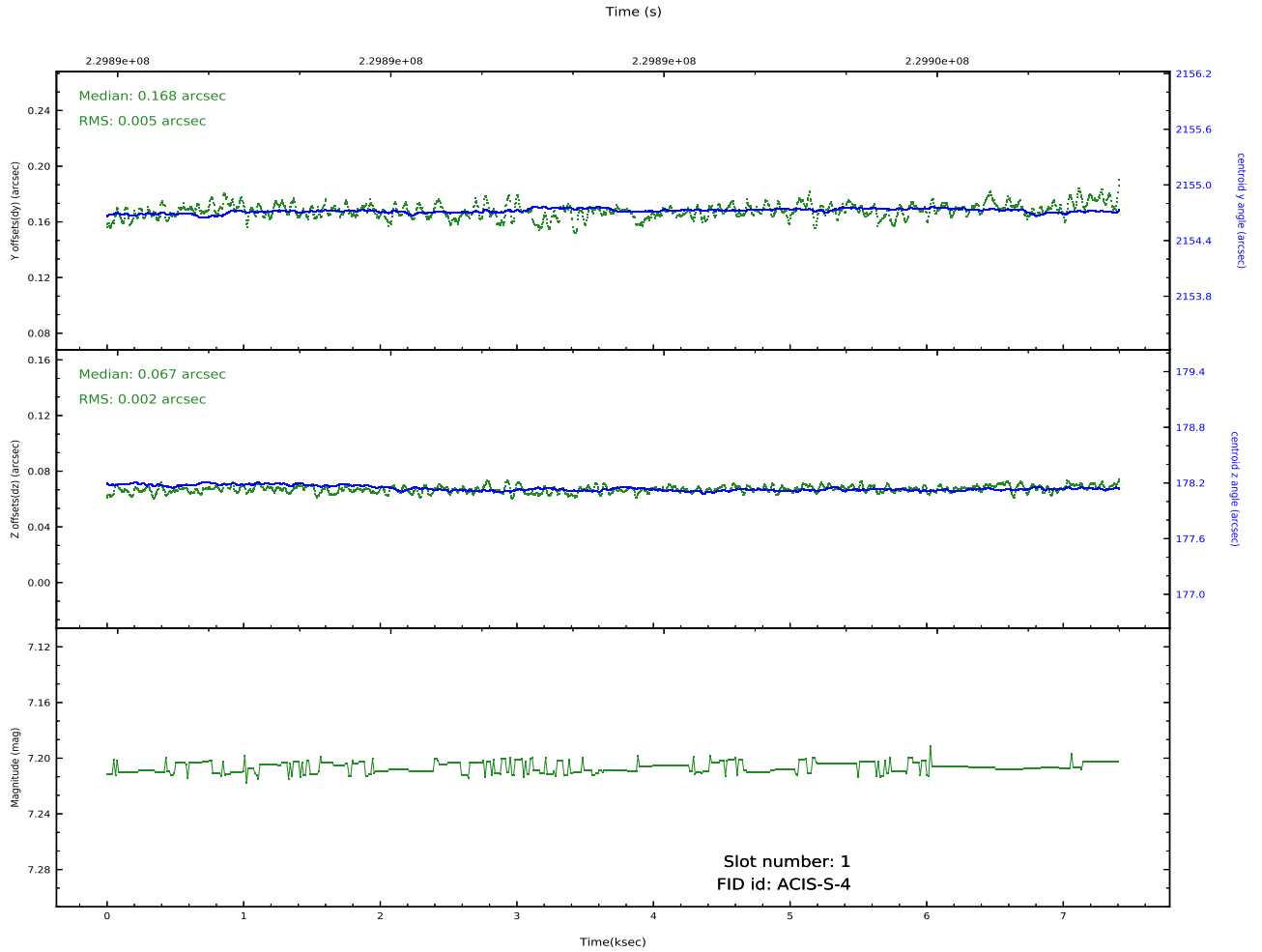
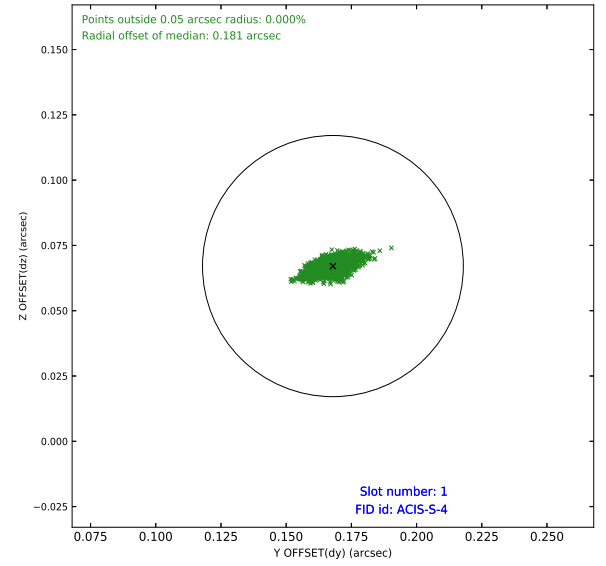
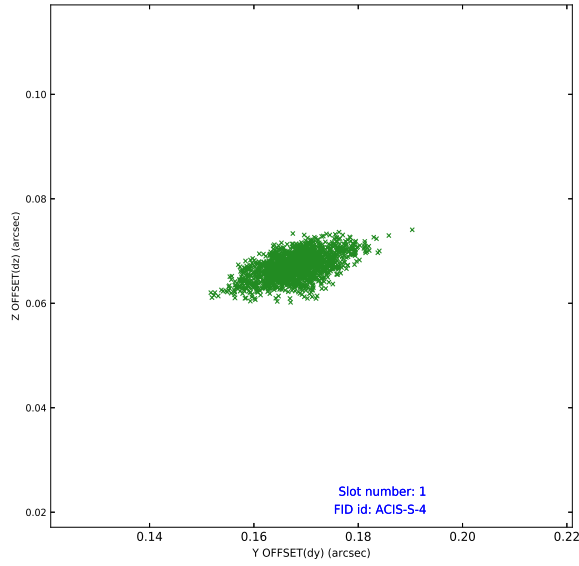


2.5 FID Slots

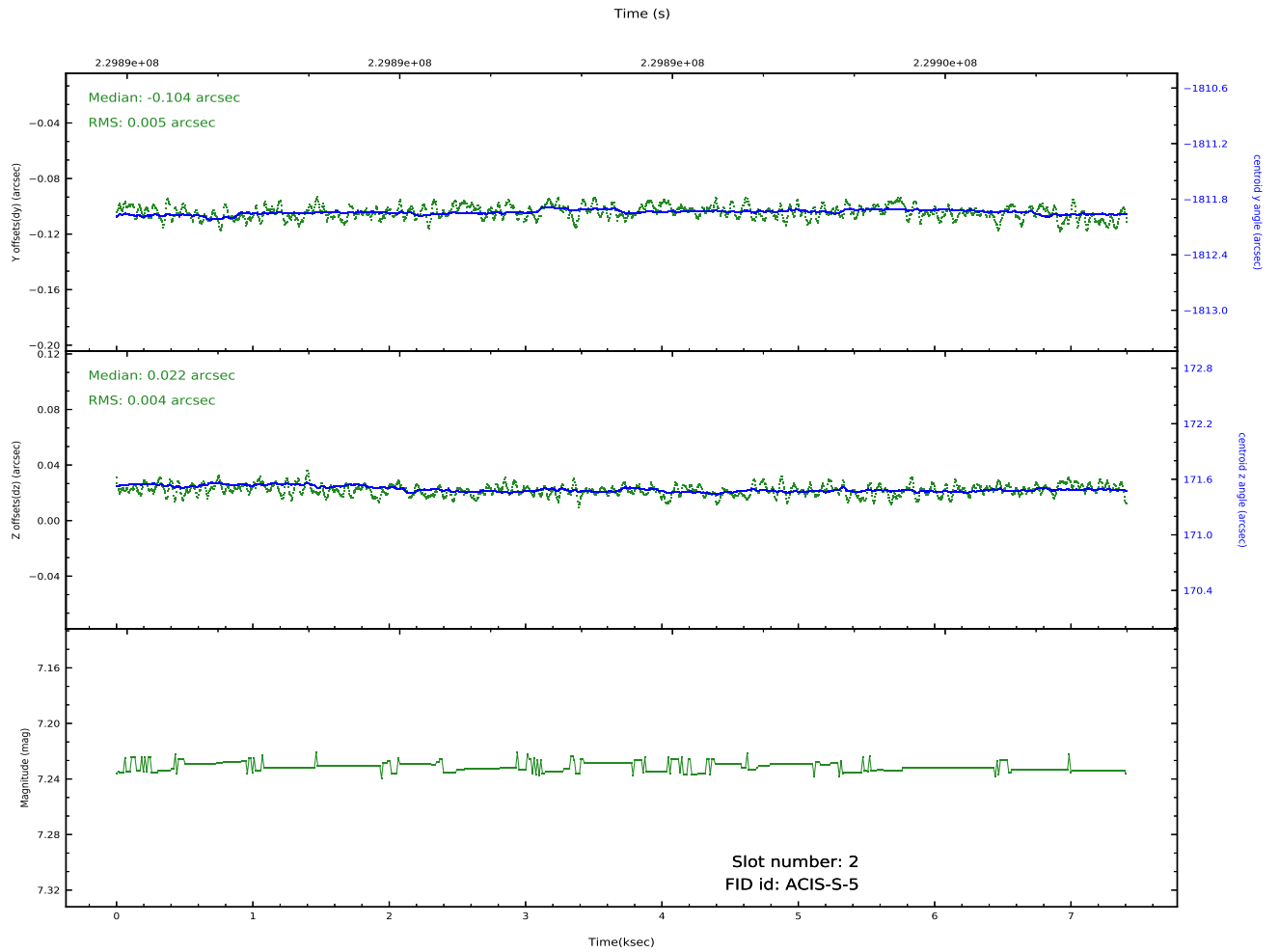
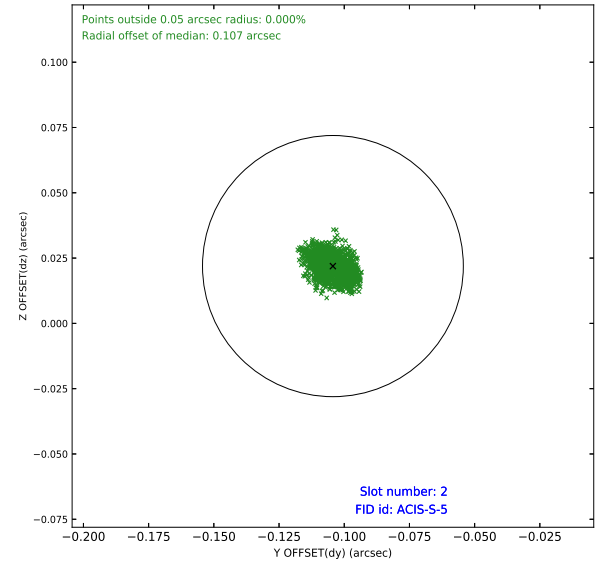
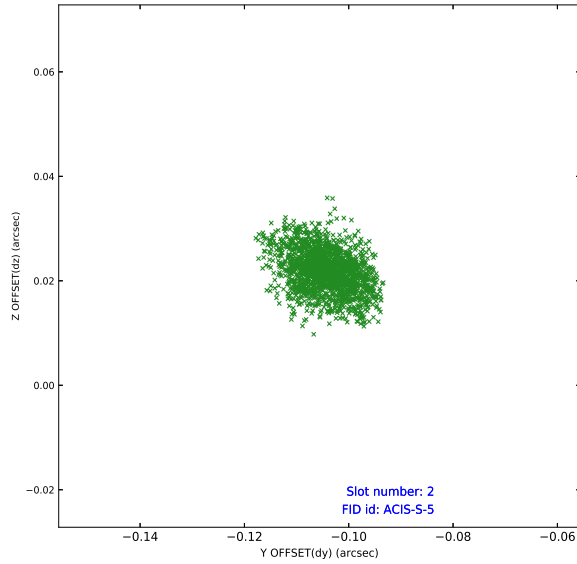
2.5.1 Slot 0



2.5.2 Slot 1



2.5.3 Slot 2



A Summary

A.1 Status

V&V Scientist	Jen Lauer
V&V Date (YYYY-MM-DD)	2020.10.08
V&V Edition	1
V&V Disposition and Status	OK
V&V Charge Time	6.956799

A.2 Comments