

V&V Reference Report

L2 ASCDS Version : 7.6.7.1

Observation 7203 - L2 Version 002
Chandra X-Ray Center


L2 Processing Date : Apr 5 2006

Contents

1	Front	2
2	OBI	3
2.1	OBI	3
2.1.1	Images	3
2.1.2	Bias	3
2.1.3	Parameters	4
2.1.4	Events	4
2.2	Compared Parameters	5
2.3	Aspect	6
2.4	Star Slots	9
2.4.1	Slot 3	9
2.4.2	Slot 4	10
2.4.3	Slot 5	11
2.4.4	Slot 6	12
2.4.5	Slot 7	13
2.5	FID Slots	14
2.5.1	Slot 0	14
2.5.2	Slot 1	15
2.5.3	Slot 2	16
3	Gratings	17
3.1	HEG Arm	17
3.2	MEG Arm	19
A	Summary	21
A.1	Status	21
A.2	Comments	21

1 Front


seq_num	200332
obs_id	7203
title	A Chandra HETGS Survey of O-Stars
observer	Dr. Wayne Waldron
object	HD93129AB
dtcycle	0
cycle	P
ra_targ	160.989583
dec_targ	-59.5475
ra_nom	160.99228235966
dec_nom	-59.545923540048
roll_nom	102.45894947082
revision	2
ontime	27635.199897051
livetime	27285.266356035
ontime4	27635.199897051
ontime5	27635.199897051
ontime6	27635.199897051
ontime7	27635.199897051
ontime8	27631.958926767
ontime9	27631.958926767
l2events	378891




2 OBI

2.1 OBI

2.1.1 Images



2.1.2 Bias



2.1.3 Parameters

obi_num	0
ascdsver	7.6.7.1
caldsver	3.2.1
date	2006-04-04T23:15:53
revision	2

sched_exp_time	27500.000000
ontime	27684.649358034
ontime4	27684.649338096
ontime5	27684.649358034
ontime6	27684.649338096
ontime7	27684.649358034
ontime8	27681.408367813
ontime9	27681.408367813
l1events	1668868

2.1.4 Events

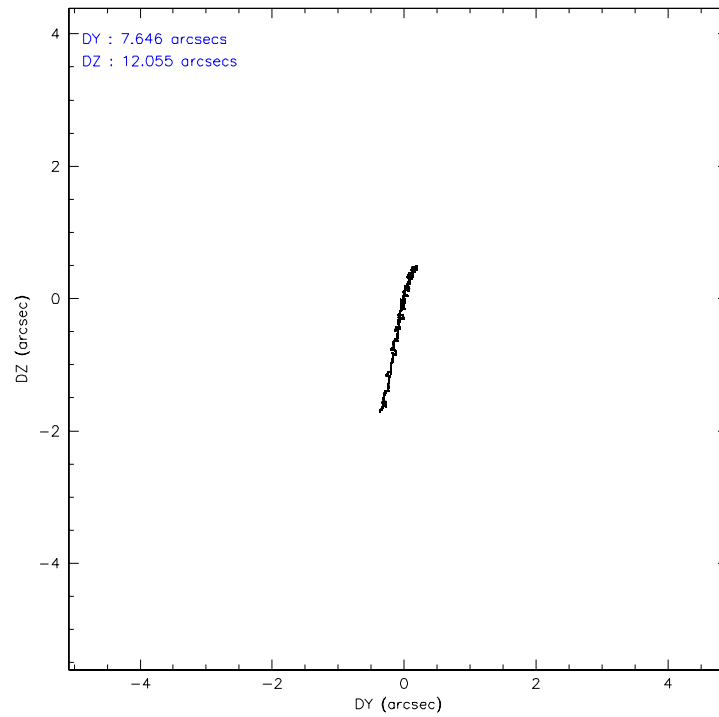
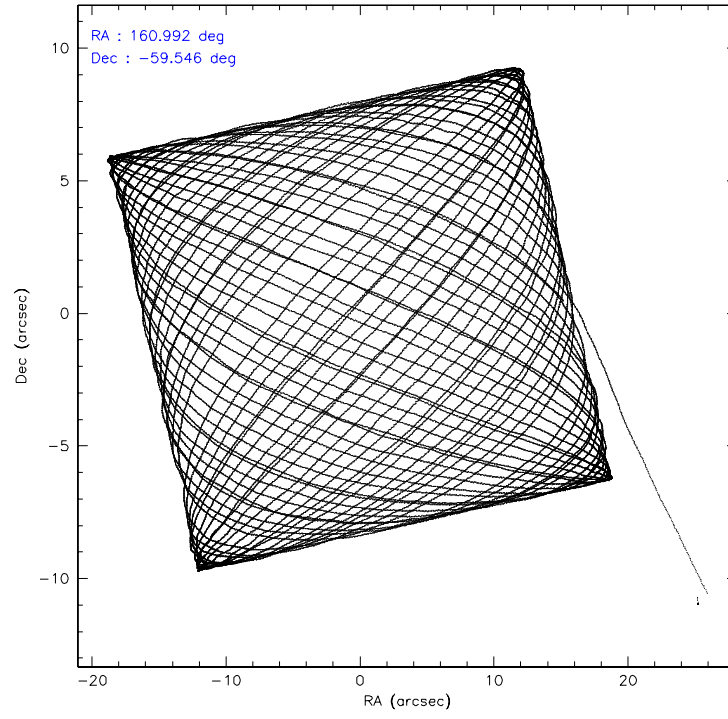
	ccd 4	ccd 5	ccd 6	ccd 7	ccd 8	ccd 9
level 1 events	255775	344350	227079	316972	288179	236513
rejected events	221883	187087	196260	189532	220794	195593
rejected %	86%	54%	86%	59%	76%	82%

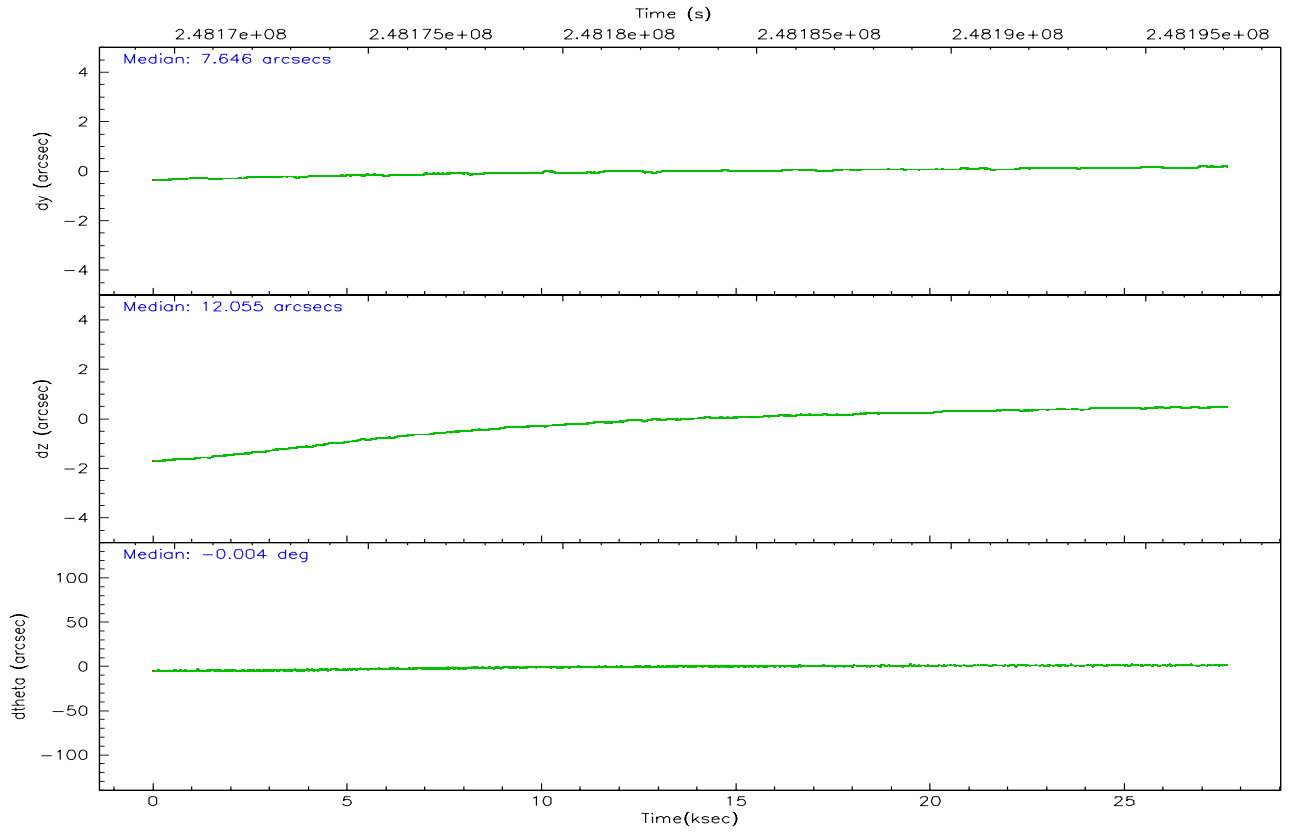
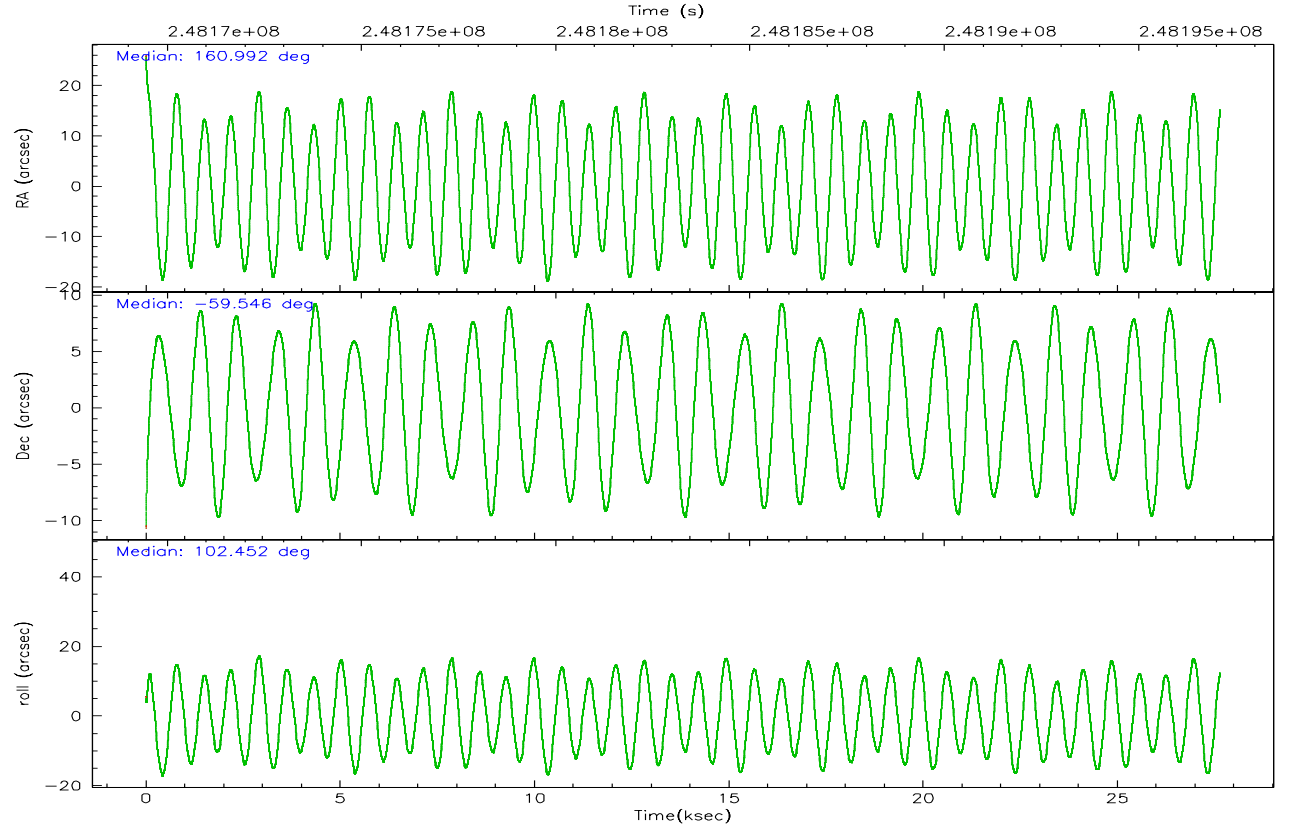
	ccd 4	ccd 5	ccd 6	ccd 7	ccd 8	ccd 9
grade 0 events	18018	19349	13801	9001	25903	23918
	7%	5%	6%	2%	8%	10%
grade 1 events	273	484	136	205	237	225
	0%	0%	0%	0%	0%	0%
grade 2 events	6002	45661	6061	32612	14055	5844
	2%	13%	2%	10%	4%	2%
grade 3 events	2819	3721	2751	6705	6168	2921
	1%	1%	1%	2%	2%	1%
grade 4 events	2701	3534	2655	6710	5883	2794
	1%	1%	1%	2%	2%	1%
grade 5 events	10065	15884	10481	19712	13768	11191
	3%	4%	4%	6%	4%	4%
grade 6 events	4406	85244	5596	72649	15489	5510
	1%	24%	2%	22%	5%	2%
grade 7 events	211491	170473	185598	169378	206676	184110
	82%	49%	81%	53%	71%	77%

2.2 Compared Parameters

Parameter	Planned	Actual	Parameter	Planned	Actual
Instrument	ACIS	ACIS	Obspar format version number	6	6
Detector	ACIS-456789	ACIS-456789	Obspar file type	PREDICTED	ACTUAL
Grating	HETG	HETG	Obspar update status	NONE	UPDATED
Data mode	FAINT	FAINT	On-chip summing requested	N	N
Observation mode	POINTING	POINTING	Subarray requested	NONE	NONE
Pointing RA	161.029106	160.9922823596614	Alternating exposures requested	N	N
Pointing Dec	-59.565754	-59.54592354004837	Primary exposure time	0.000000	3.2
Pointing Roll	102.334079	102.4589494708243			
SIM focus pos (mm)	-0.684267	-0.6828225247311905			
SIM defocus (mm)	0	0.001444936568705701			
SIM translation stage pos (mm)	-190.132523	-190.1400660498719			
SIM translation stage offset (mm)	0	0.00754346686406393			
Observation start time	248169604.184000	248168475.19248			
Observation start date	2005-11-12T07:59:00	2005-11-12T07:41:15			
Observation end time	248197104.184000	248198032.09384			
Observation end date	2005-11-12T15:37:20	2005-11-12T15:53:52			
Read mode	TIMED	TIMED			

2.3 Aspect



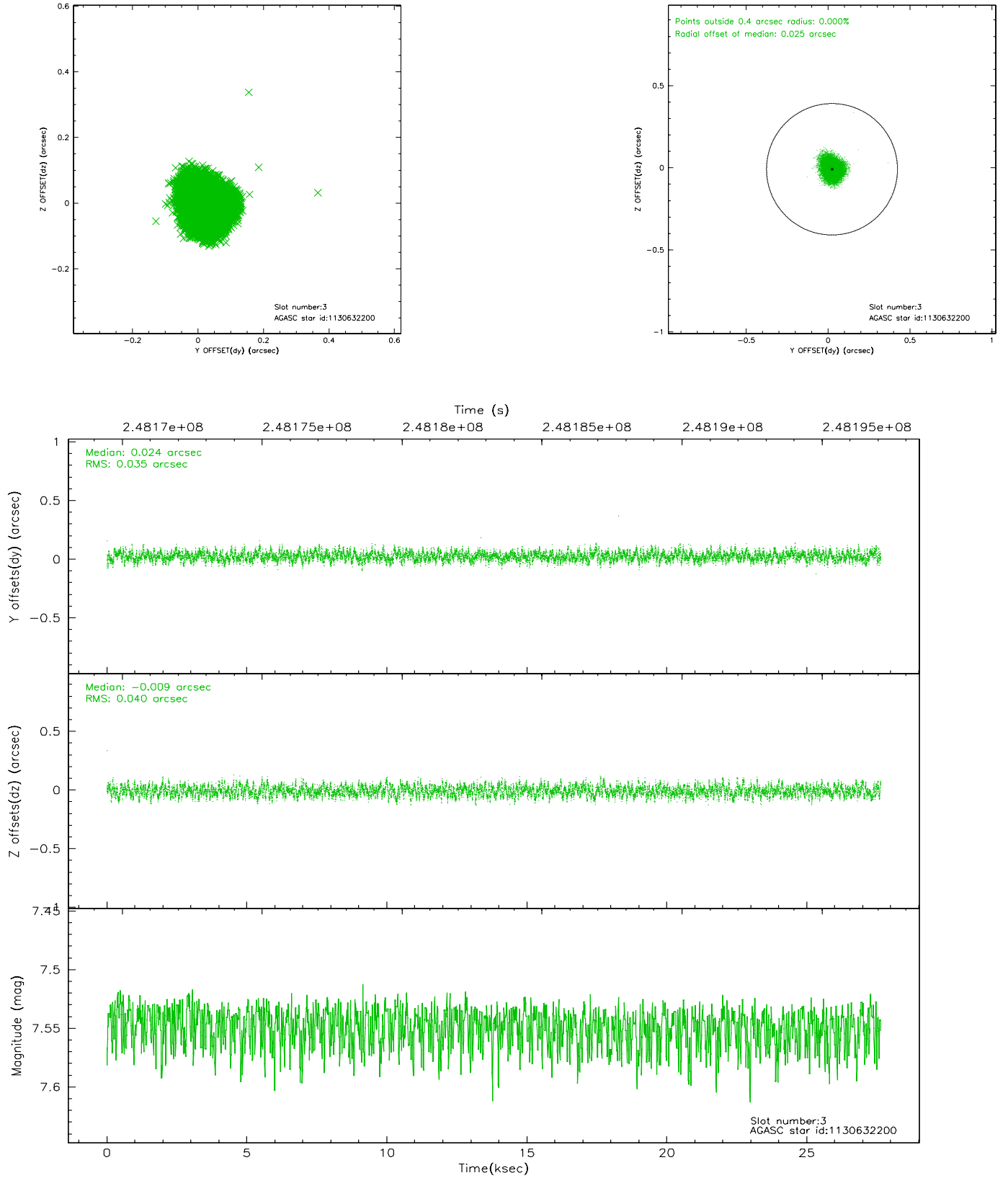


Slot Statistics

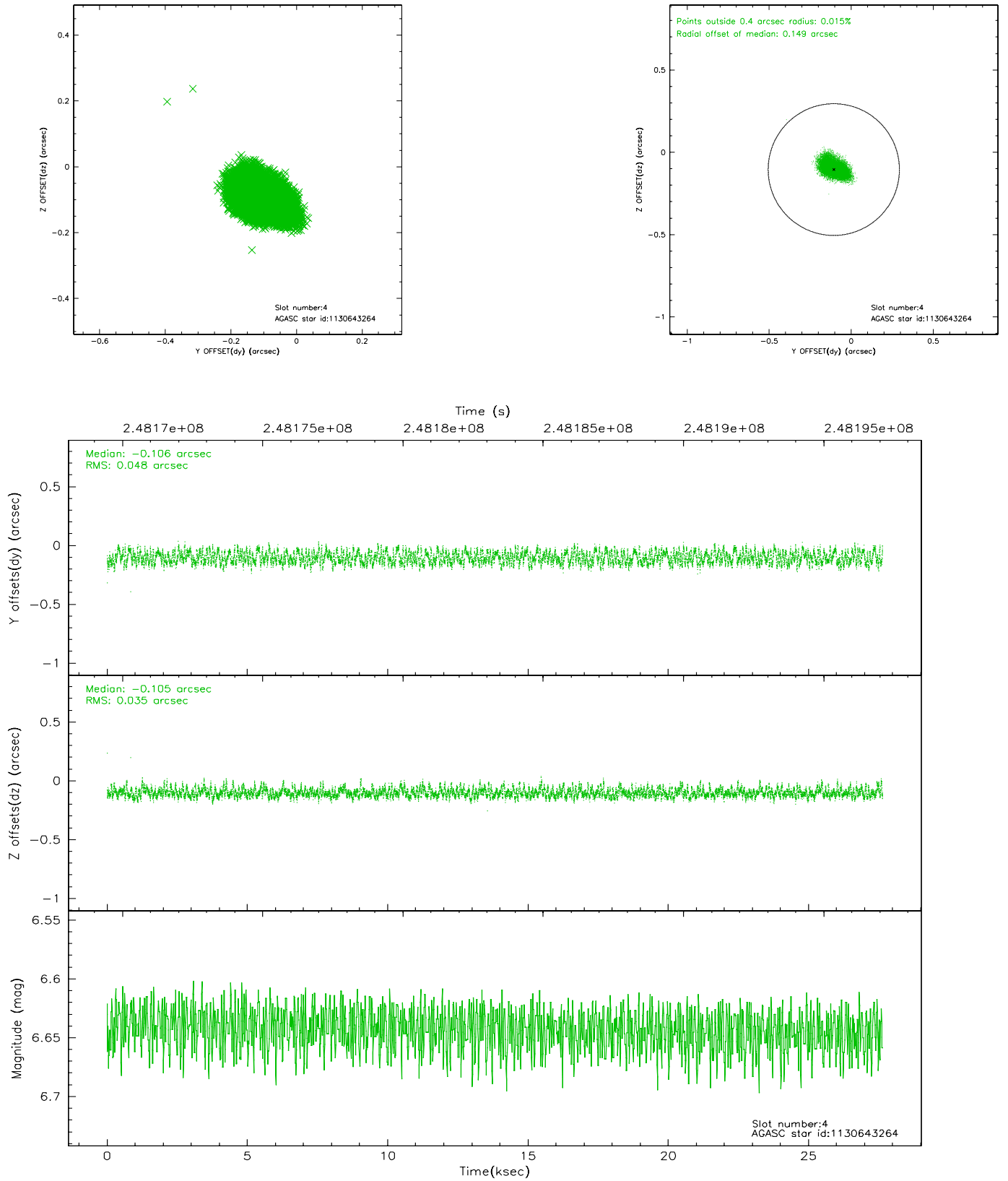
slot	status	id	mag	n_pts	med_dy	med_dz	dr1	dr2	ra	dec	mean_y	mean_z
0	FID	ACIS-S-2	7.10	6742	-0.001	-0.001	0.017	0.038	0.000000	0.000000	-760.38	-1733.13
1	FID	ACIS-S-4	7.20	6742	0.031	0.002	0.010	0.025	0.000000	0.000000	2152.89	175.27
2	FID	ACIS-S-5	7.23	6741	-0.059	0.009	0.016	0.030	0.000000	0.000000	-1813.16	169.04
3	GUIDE	1130632200	7.55	13484	0.024	-0.009	0.057	0.089	161.433843	-59.407820	395.21	-845.24
4	GUIDE	1130643264	6.64	13484	-0.106	-0.105	0.064	0.099	160.322990	-59.676912	-123.45	1340.62
5	GUIDE	1130644984	8.76	13478	-0.050	0.043	0.068	0.109	162.123834	-59.745452	-1071.73	-1797.96
6	GUIDE	1128940640	8.36	13482	0.111	0.082	0.061	0.097	159.517239	-59.074495	2294.22	2361.81
7	GUIDE	1130640672	8.29	13410	0.020	-0.010	0.076	0.119	162.096044	-59.540805	-342.76	-1917.71

2.4 Star Slots

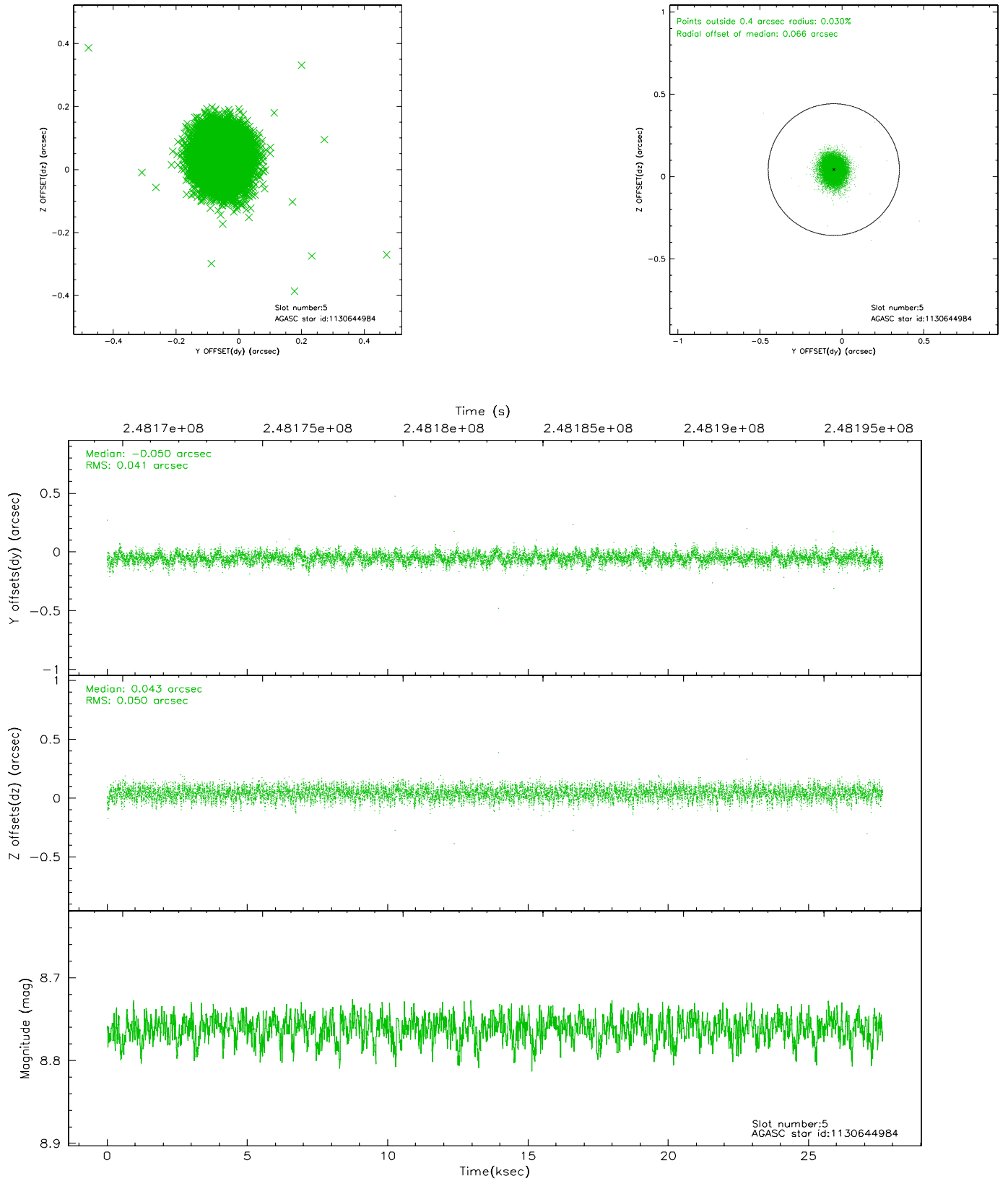
2.4.1 Slot 3



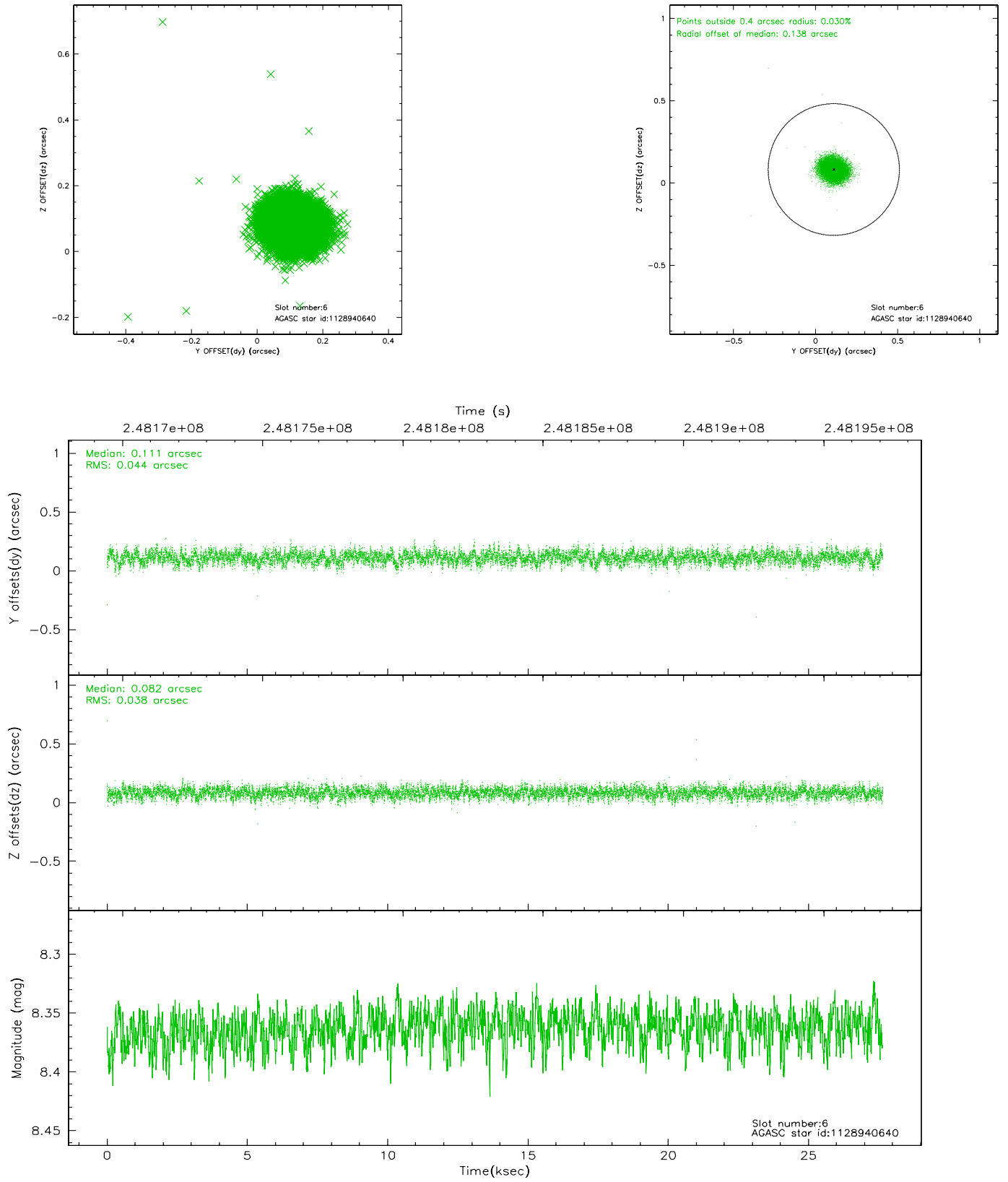
2.4.2 Slot 4



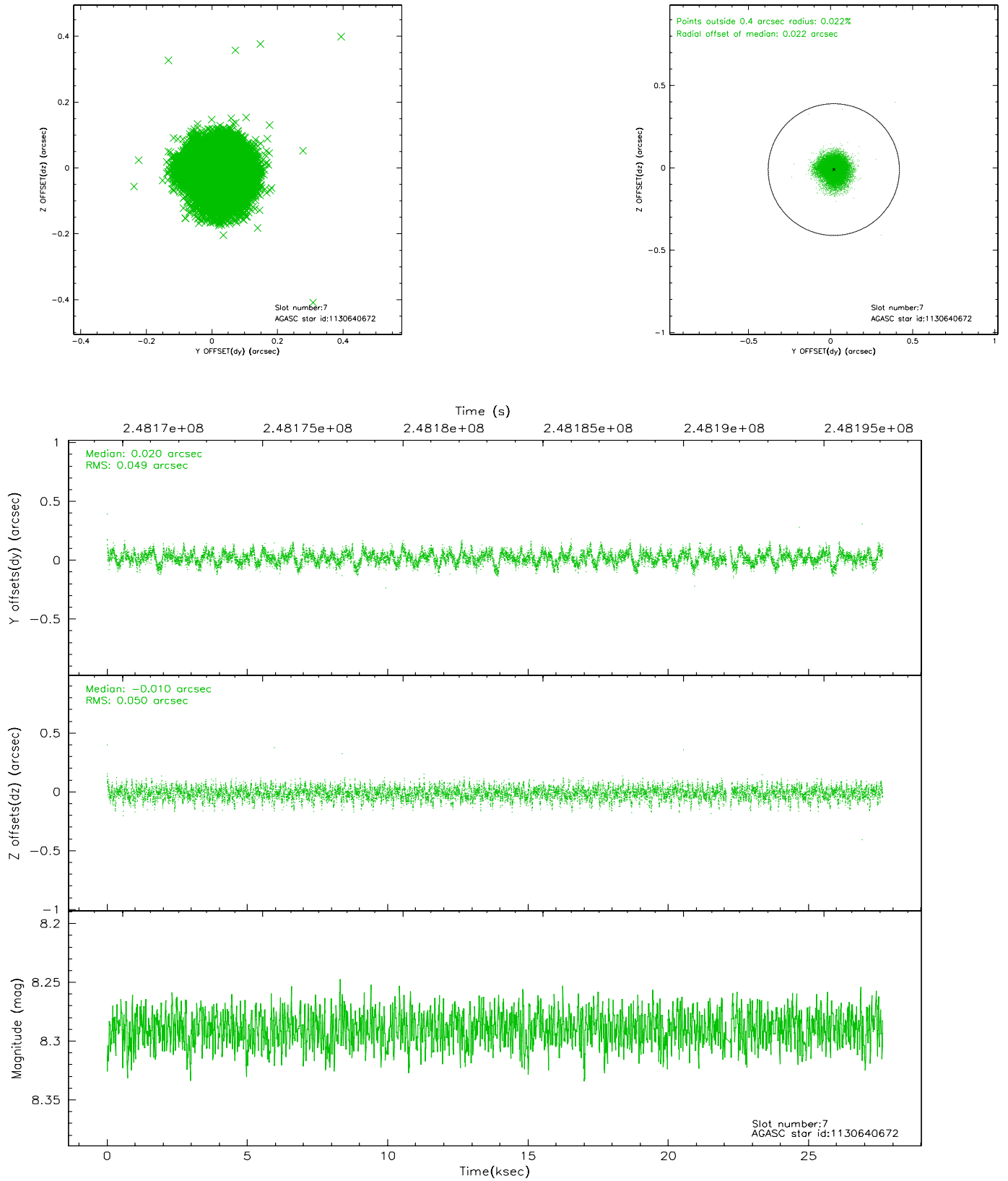
2.4.3 Slot 5



2.4.4 Slot 6

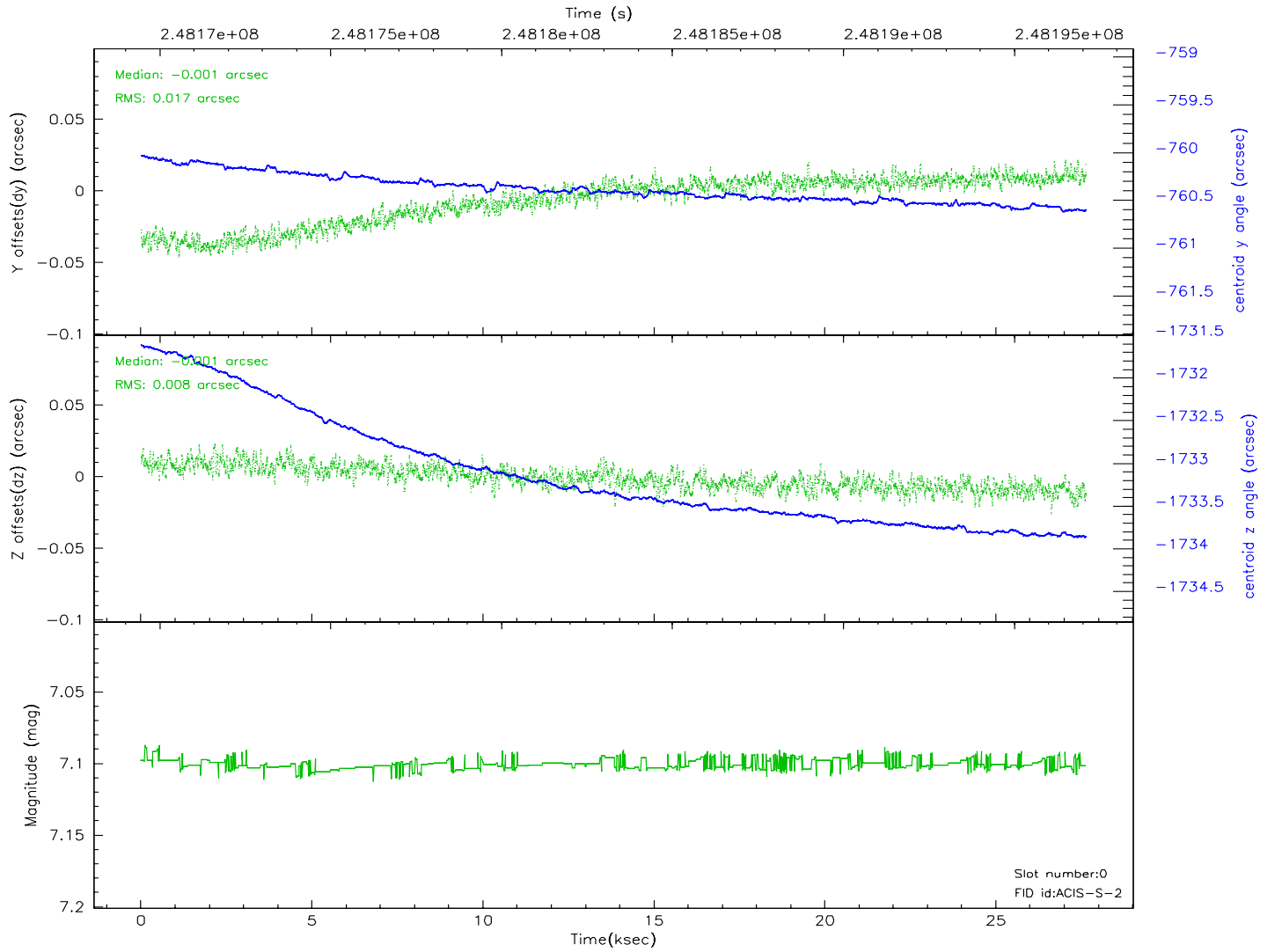
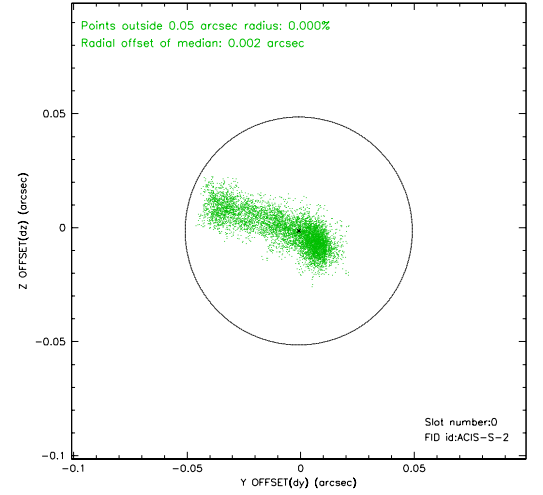
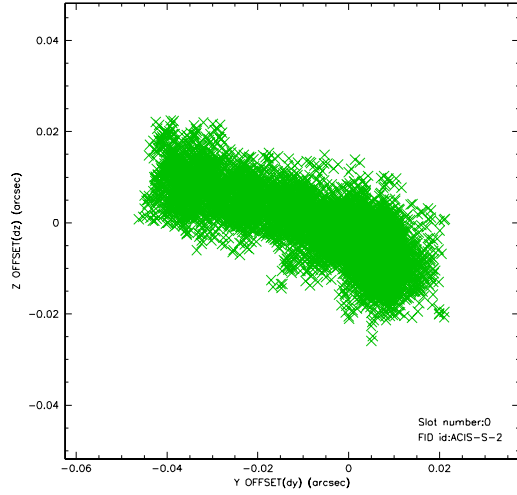


2.4.5 Slot 7

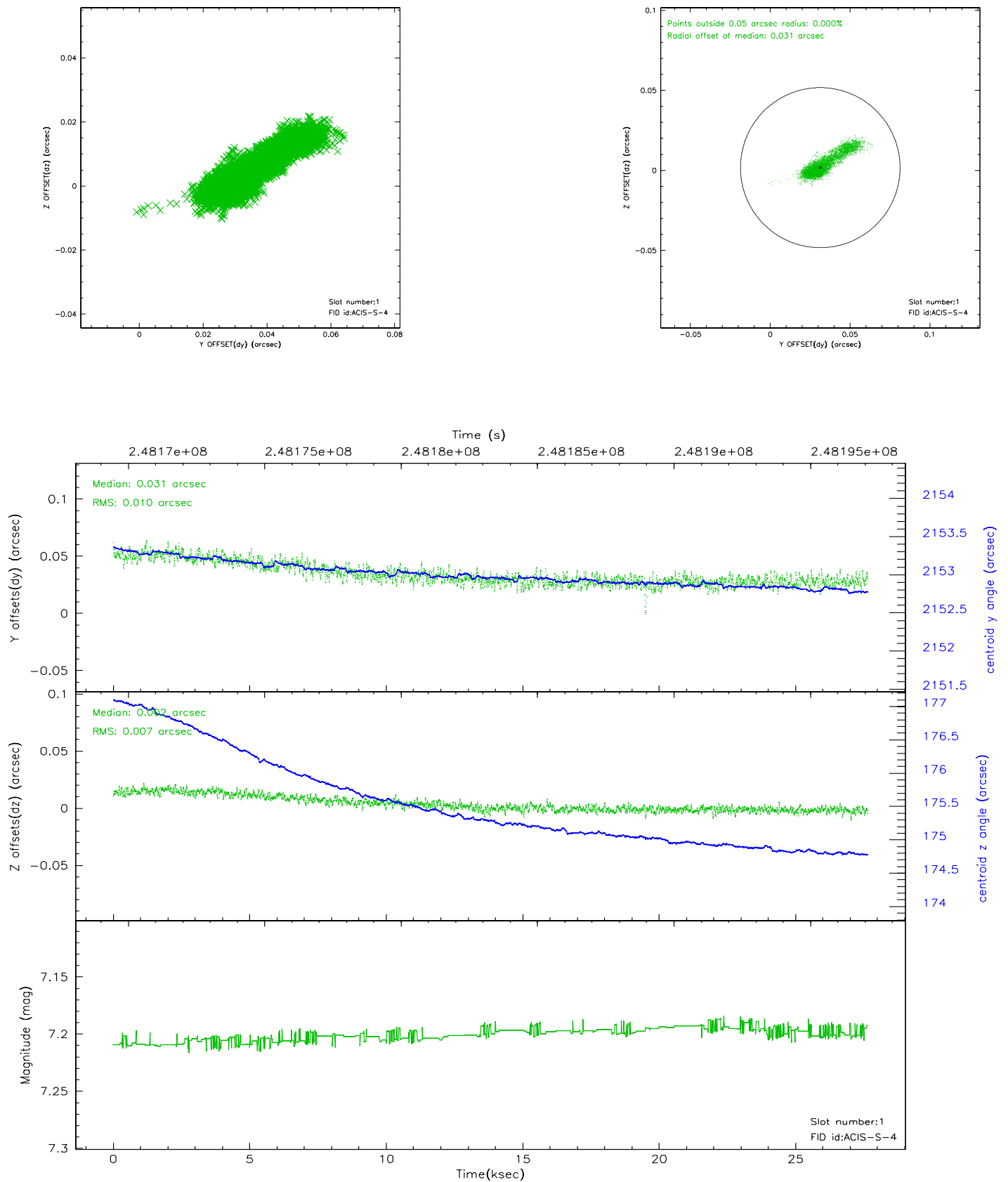


2.5 FID Slots

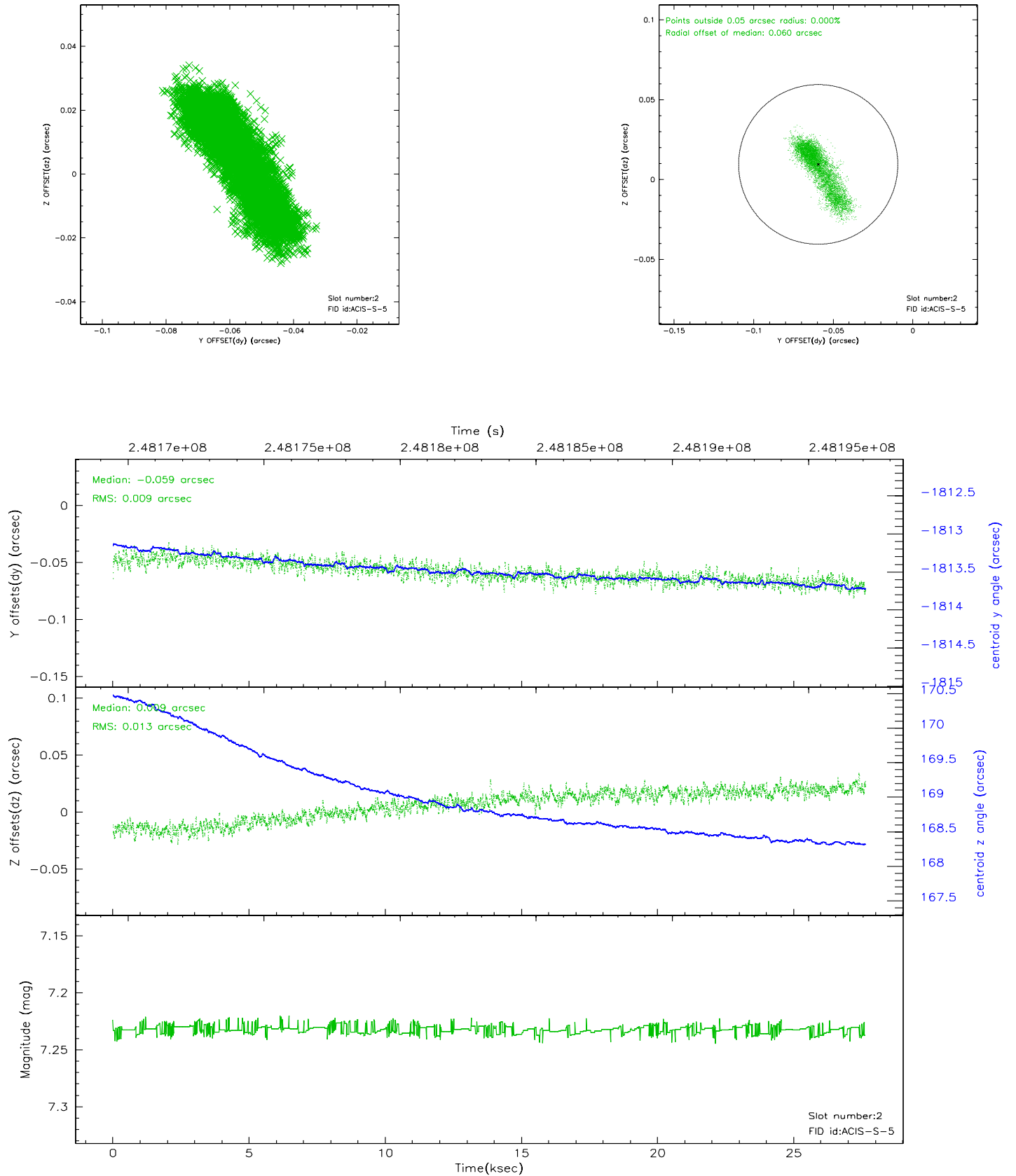
2.5.1 Slot 0



2.5.2 Slot 1



2.5.3 Slot 2

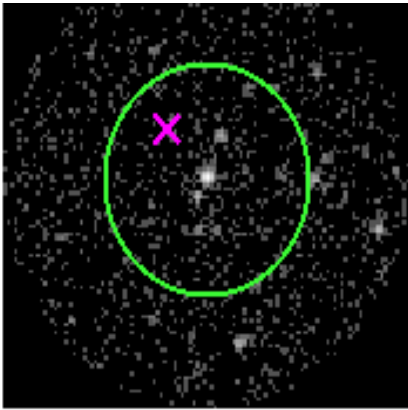


3 Gratings


3.1 HEG Arm



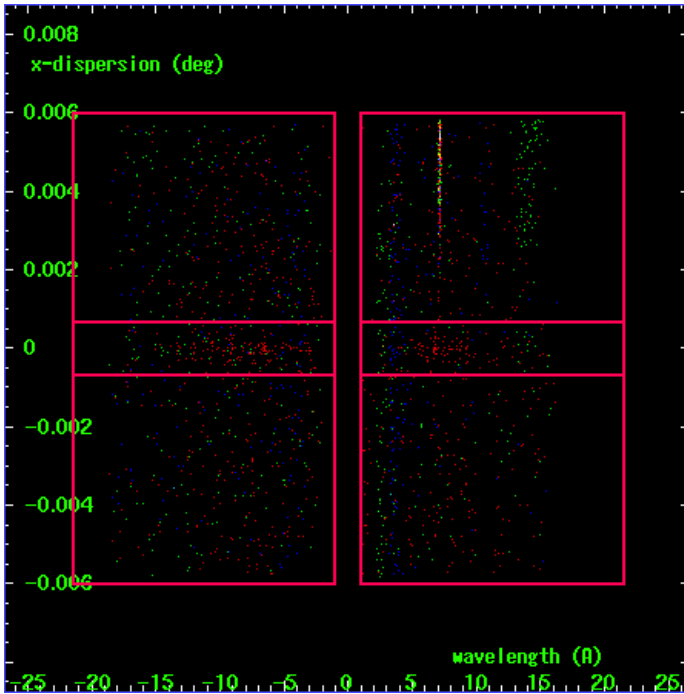
HEG Order Sort 123



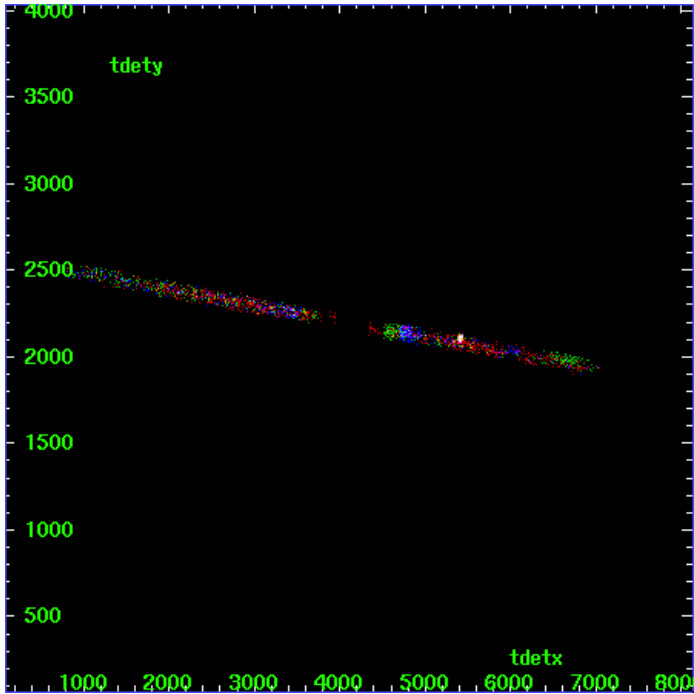
HEG Zero Order



HEG Order Sort ALL

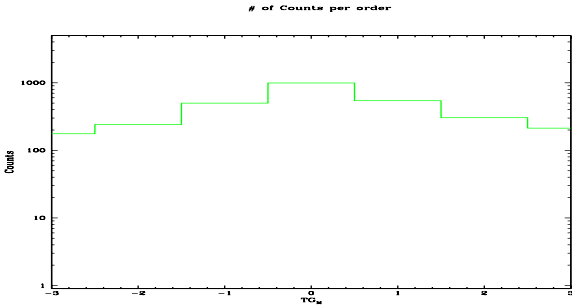


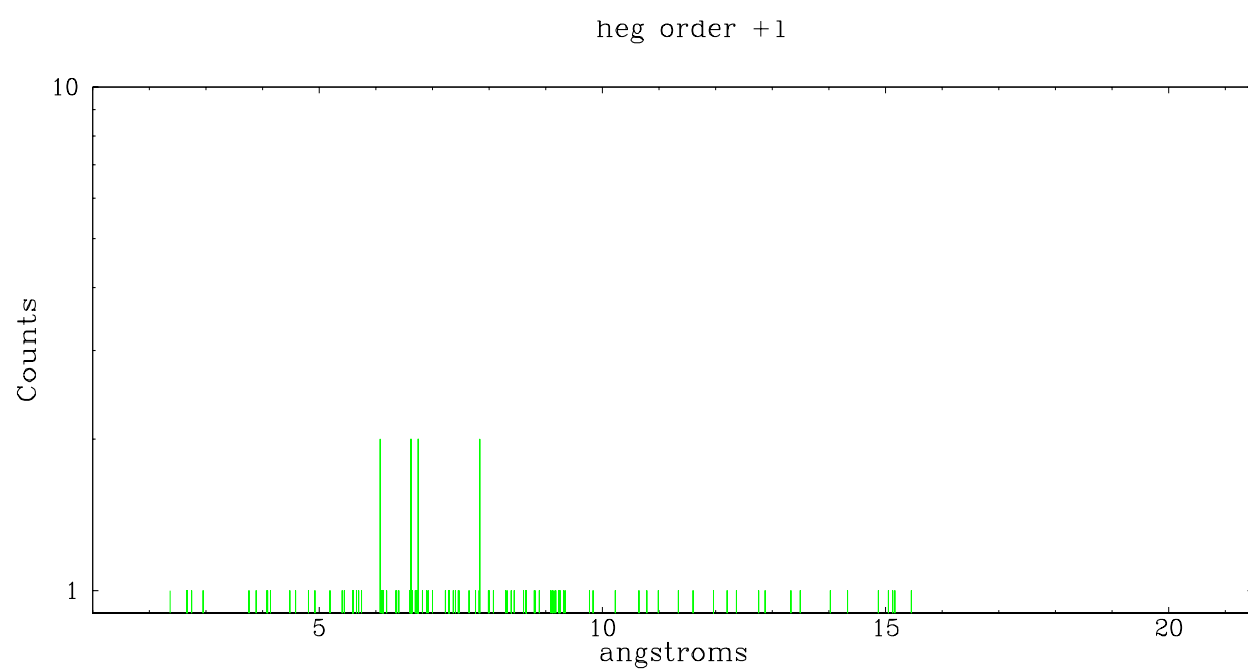
Spot Image HEG



Full Detector HEG

	order -3	order -2	order -1	order 0	order 1	order 2	order 3
Events	176	240	497	993	543	303	213

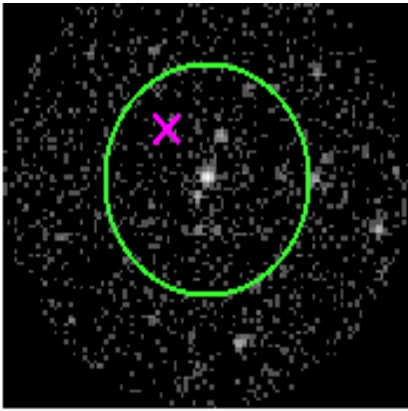




3.2 MEG Arm



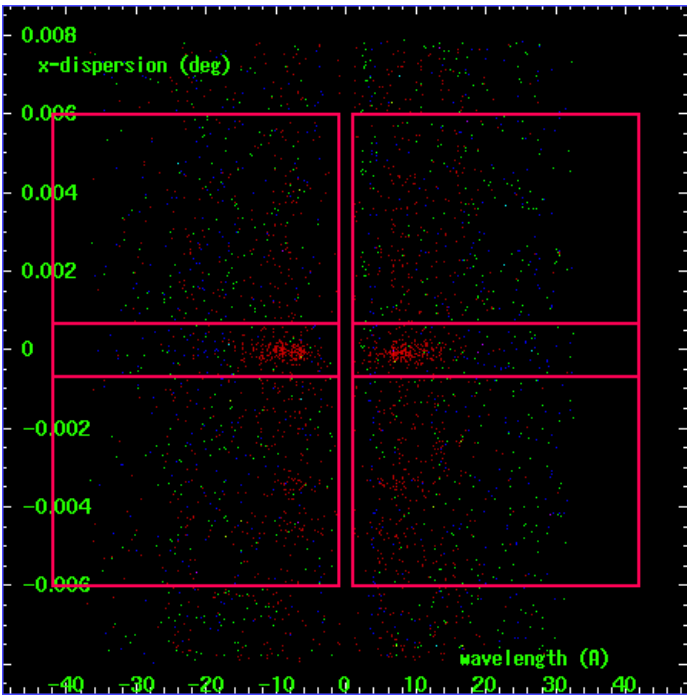
MEG Order Sort 123



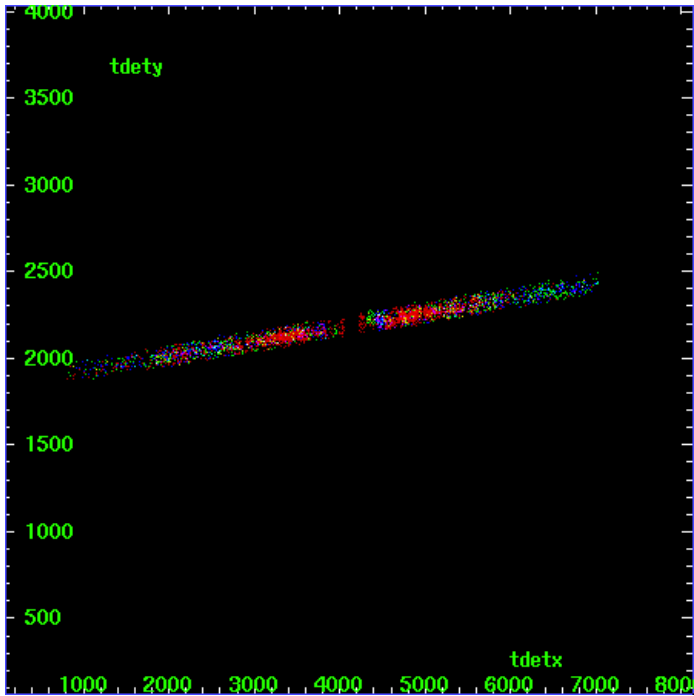
MEG Zero Order



MEG Order Sort ALL

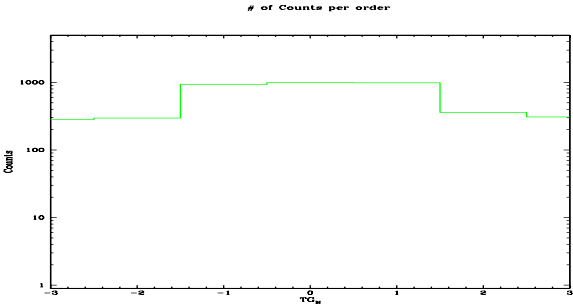


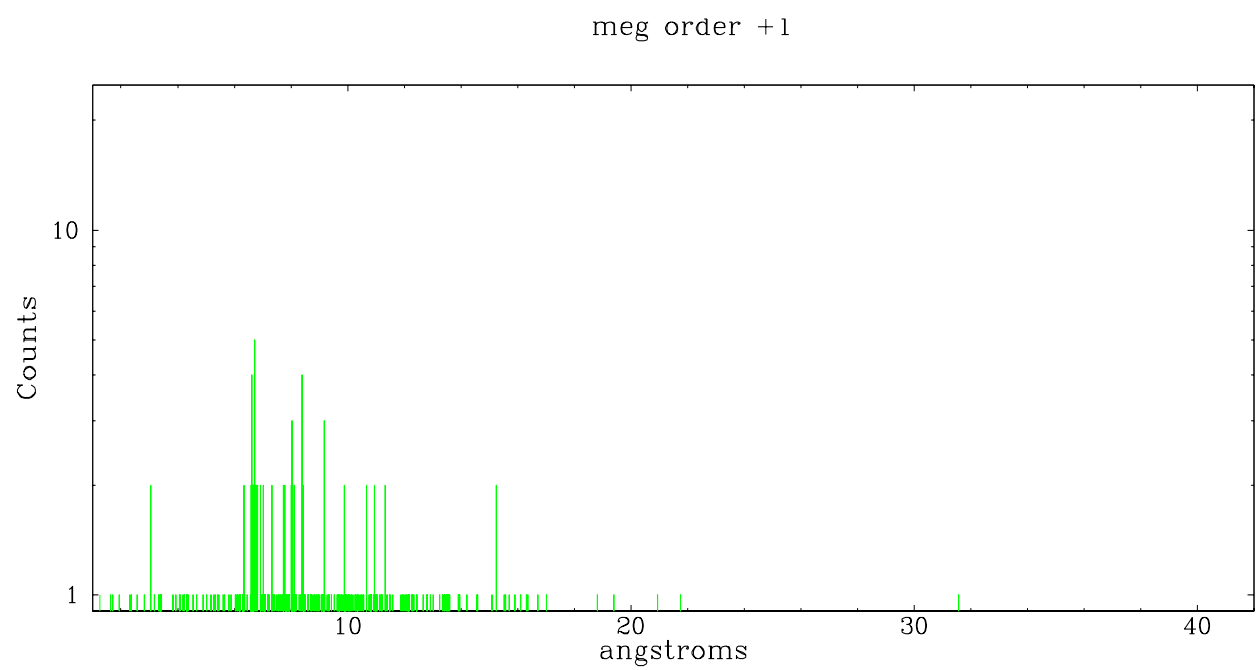
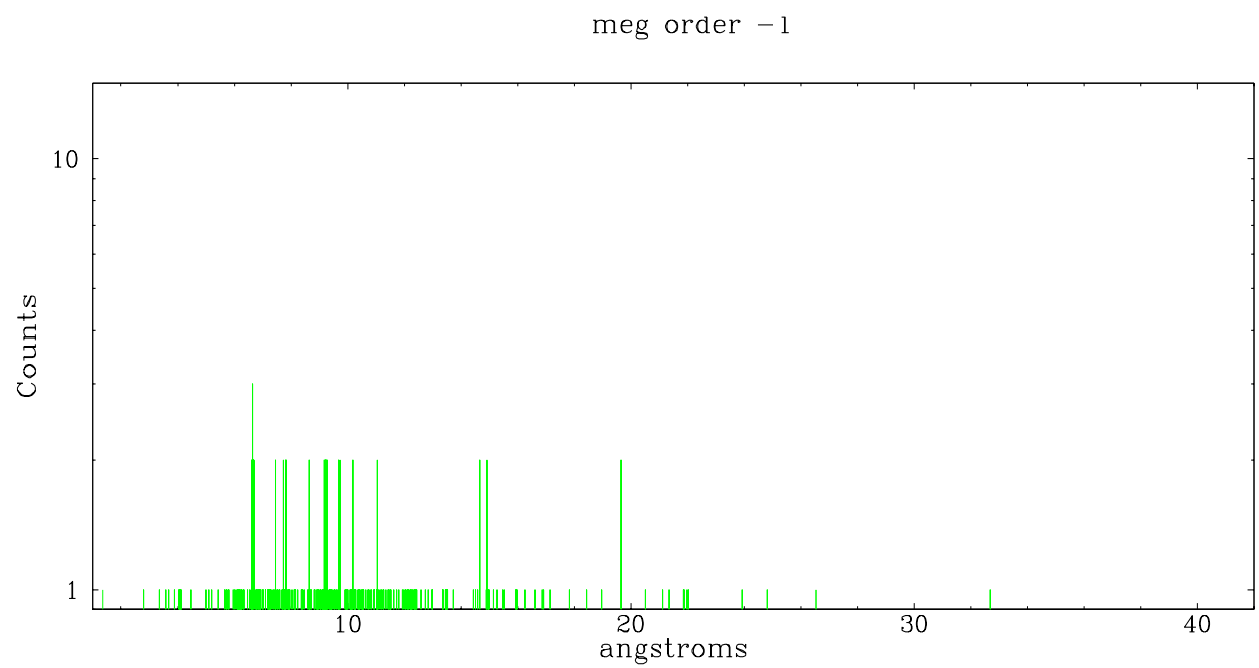
Spot Image MEG



Full Detector MEG

	order -3	order -2	order -1	order 0	order 1	order 2	order 3
Events	284	297	935	993	986	359	308





A Summary

A.1 Status

V&V Scientist	Joy Nichols
V&V Date (YYYY-MM-DD)	2006.04.07
V&V Edition	1
V&V Disposition and Status	OK
V&V Charge Time	27.63519

A.2 Comments

Several x-ray sources are included in the region defining the zeroth order and in the dispersed spectrum. Spectrum could be re-extracted in CIAO to try to separate the sources, but it may not be possible. Serendipitous zeroth order image and dispersed spectrum of HD 93162 present. The zeroth order and the dispersed spectrum of HD 93162 partially overlap the spectral arm of the dispersed spectrum of the primary target. Analysis will be tricky because spectra for several sources are superimposed. User could possibly exploit asymmetry in plus and minus orders.