

V&V Reference Report

L2 ASCDS Version : 10.9.1

Observation 5416 - L2 Version 4
Chandra X-Ray Center


L2 Processing Date : Oct 5 2020

Contents

1	Front	2
2	OBI	3
2.1	OBI	3
2.1.1	Images	3
2.1.2	Bias	3
2.1.3	Parameters	4
2.1.4	Events	4
2.2	Compared Parameters	5
2.3	Aspect	6
2.4	Star Slots	9
2.4.1	Slot 3	9
2.4.2	Slot 4	10
2.4.3	Slot 5	11
2.4.4	Slot 6	12
2.5	FID Slots	13
2.5.1	Slot 0	13
2.5.2	Slot 1	14
2.5.3	Slot 2	15
A	Summary	16
A.1	Status	16
A.2	Comments	16

1 Front

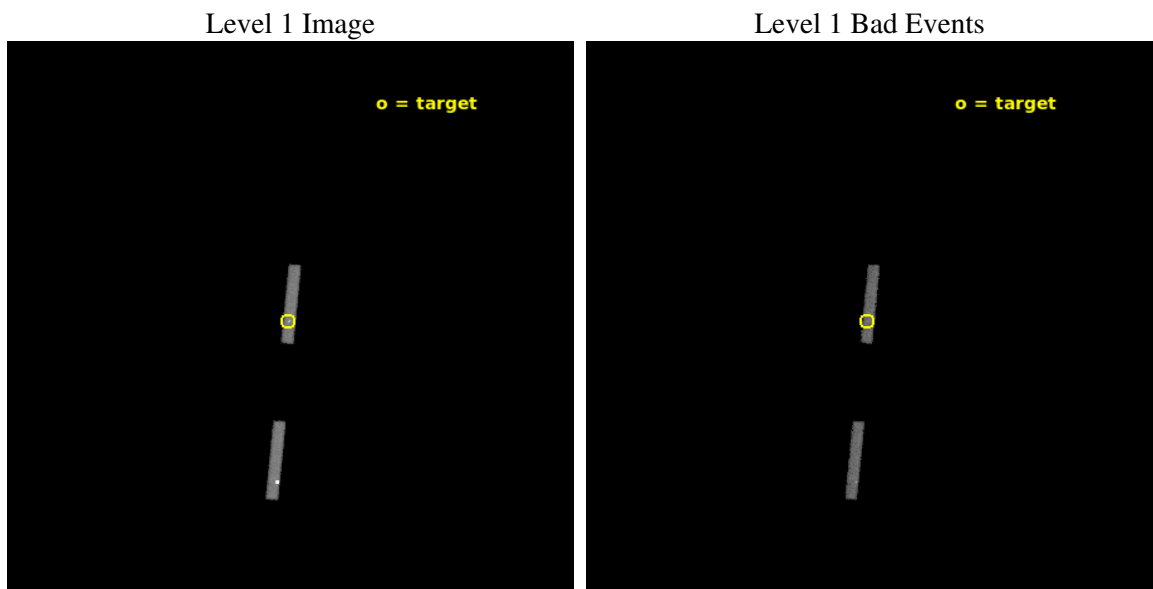
seq_num	200349	Sequence number
obs_id	5416	Observation id
title	Untangling the Accretion Spots on Classical T Tauri Stars	Proposal
observer	Dr. Andisheh Mahdavi	Principal investigator
object	GK Tau	Source name
dtcycle	0	
cycle	P	events from which exps? Prim/Second/Both
ra_targ	68.39375	Observer's specified target RA [deg]
dec_targ	24.3525	Observer's specified target Dec [deg]
ra_nom	68.389856741176	Nominal RA [deg]
dec_nom	24.344172433584	Nominal Dec [deg]
roll_nom	275.36701609118	Nominal Roll [deg]
revision	4	Processing version of data
ontime	15028.0	Sum of GTIs [s]
liveltime	13888.067425699	Livetime [s]
ontime5	15028.0	Sum of GTIs [s]
ontime7	15028.0	Sum of GTIs [s]
l2events	18705	Number of level 2 events



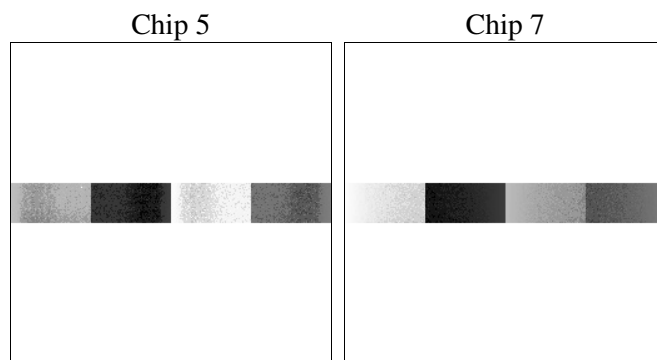
2 OBI

2.1 OBI

2.1.1 Images



2.1.2 Bias



2.1.3 Parameters

obi_num	0	Obi number	sched_exp_time	15000.000000	[s] Scheduled observation exposure time
ascdsver	10.9.1	Processing system revision	ontime	15028.0	Sum of GTIs [s]
caldsver	4.9.2	 	ontime5	15028.0	Sum of GTIs [s]
date	2020-10-06T02:42:58	Date and time of file creation	ontime7	15028.0	Sum of GTIs [s]
revision	4	Processing version of data	l1events	65908	Number of level 1 events

2.1.4 Events

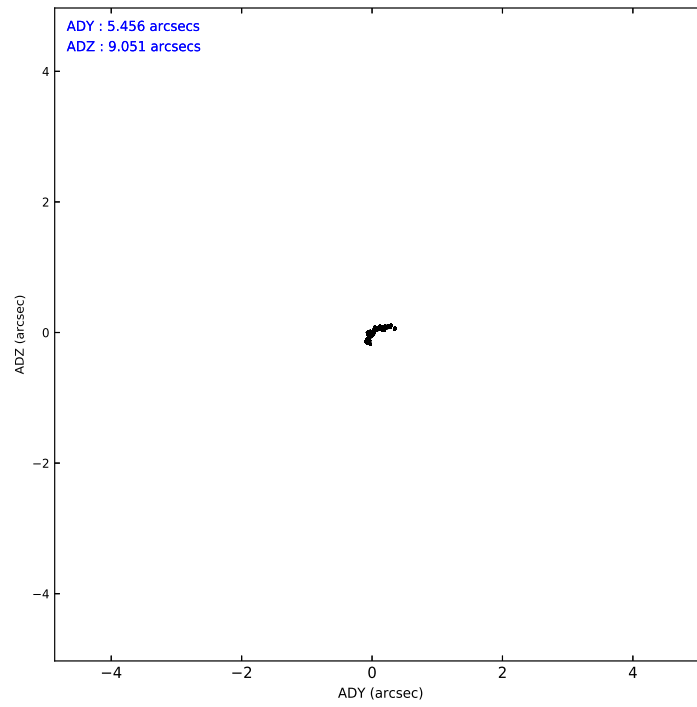
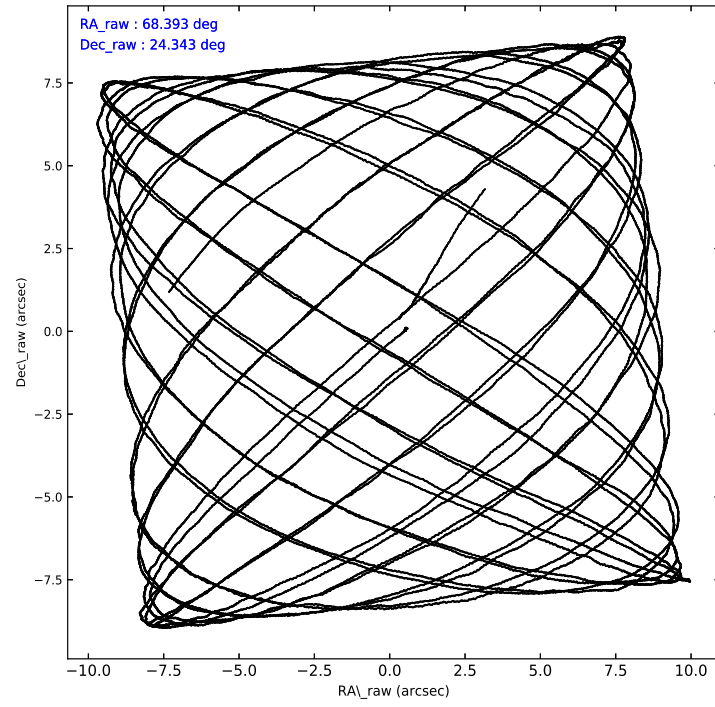
	ccd 5	ccd 7
level 1 events	45409	20499
rejected events	10542	10248
rejected %	23%	49%

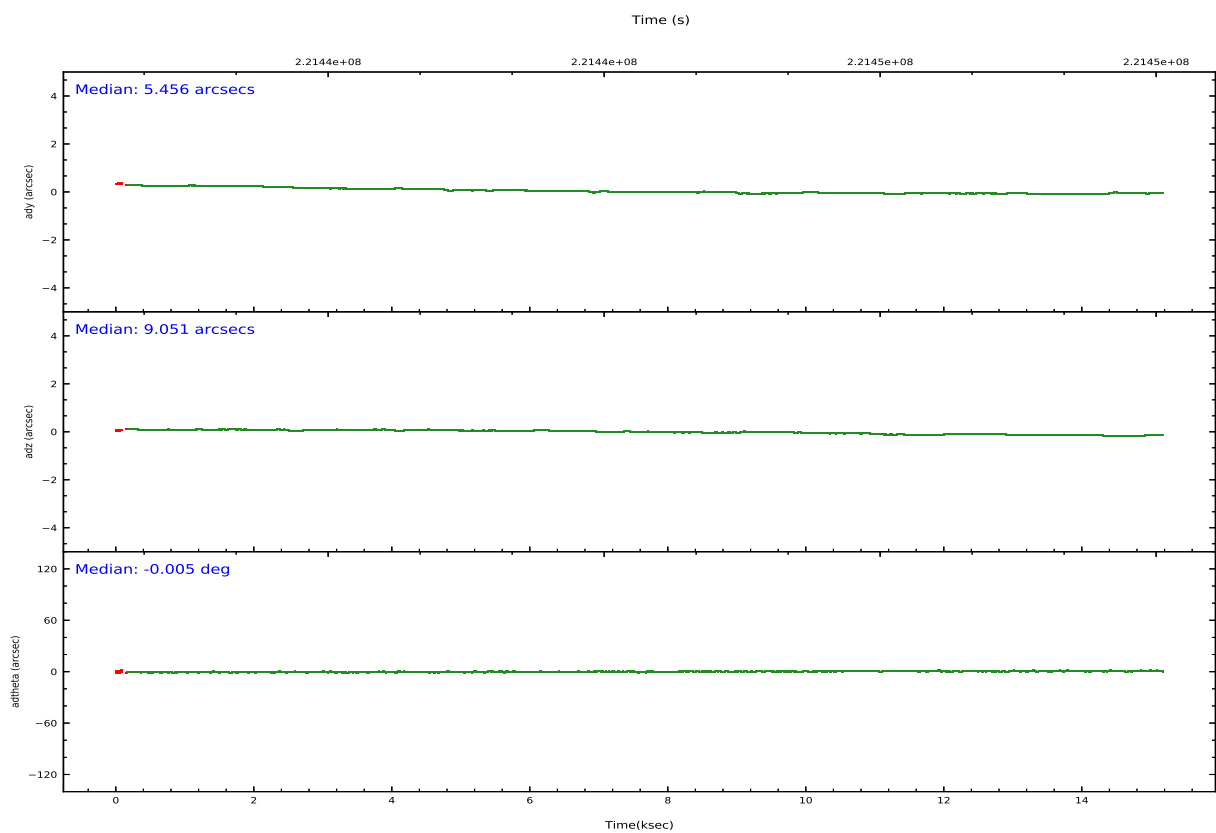
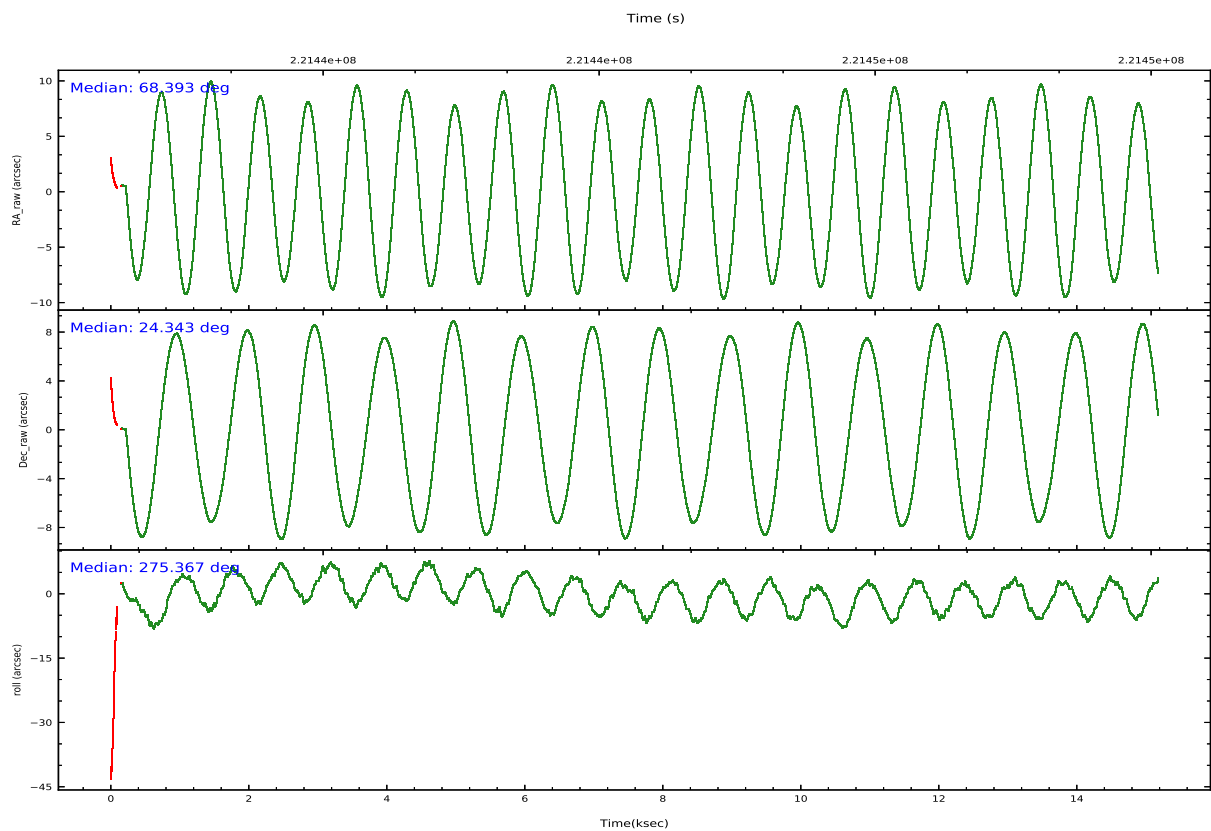
	ccd 5	ccd 7
grade 0 events	25075	1465
	55%	7%
grade 1 events	77	22
	0%	0%
grade 2 events	4232	2153
	9%	10%
grade 3 events	778	1268
	1%	6%
grade 4 events	788	1236
	1%	6%
grade 5 events	1693	1718
	3%	8%
grade 6 events	4353	4252
	9%	20%
grade 7 events	8413	8385
	18%	40%

2.2 Compared Parameters

Parameter	Planned	Actual	Parameter	Planned	Actual
Instrument	ACIS	ACIS	Obspar version number	8	8
Detector	ACIS-57	ACIS-57	Obspar file type	PREDICTED	ACTUAL
Grating	NONE	NONE	Obspar update status	NONE	UPDATED
Data mode	FAINT	FAINT	Number of optional ACIS chips dropped	0	0
Observation mode	POINTING	POINTING	On-chip summing requested	N	N
[deg] Pointing RA	68.375245	68.389856741176	Subarray requested	CUSTOM	1/8
[deg] Pointing Dec	24.364853	24.344172433584	Subarray start row	449	449
[deg] Pointing Roll	275.211273	275.36701609118	Subarray row count	128	128
[mm] SIM focus pos	-0.684267	-0.6828225247311905	Alternating exposures requested	N	N
[mm] SIM defocus	0	0.001444936568705701	[s] Primary exposure time	0.000000	0.5
[mm] SIM translation stage pos	-190.132523	-190.1400660498719			
[mm] SIM translation stage offset	0	0.00754346686406393			
[s] Observation start time (MET)	221437103.184000	221436379.67256			
Observation start date	2005-01-06T22:17:19	2005-01-06T22:06:19			
[s] Observation end time (MET)	221452103.184000	221452928.29831			
Observation end date	2005-01-07T02:27:19	2005-01-07T02:42:08			
Read mode	TIMED	TIMED			

2.3 Aspect



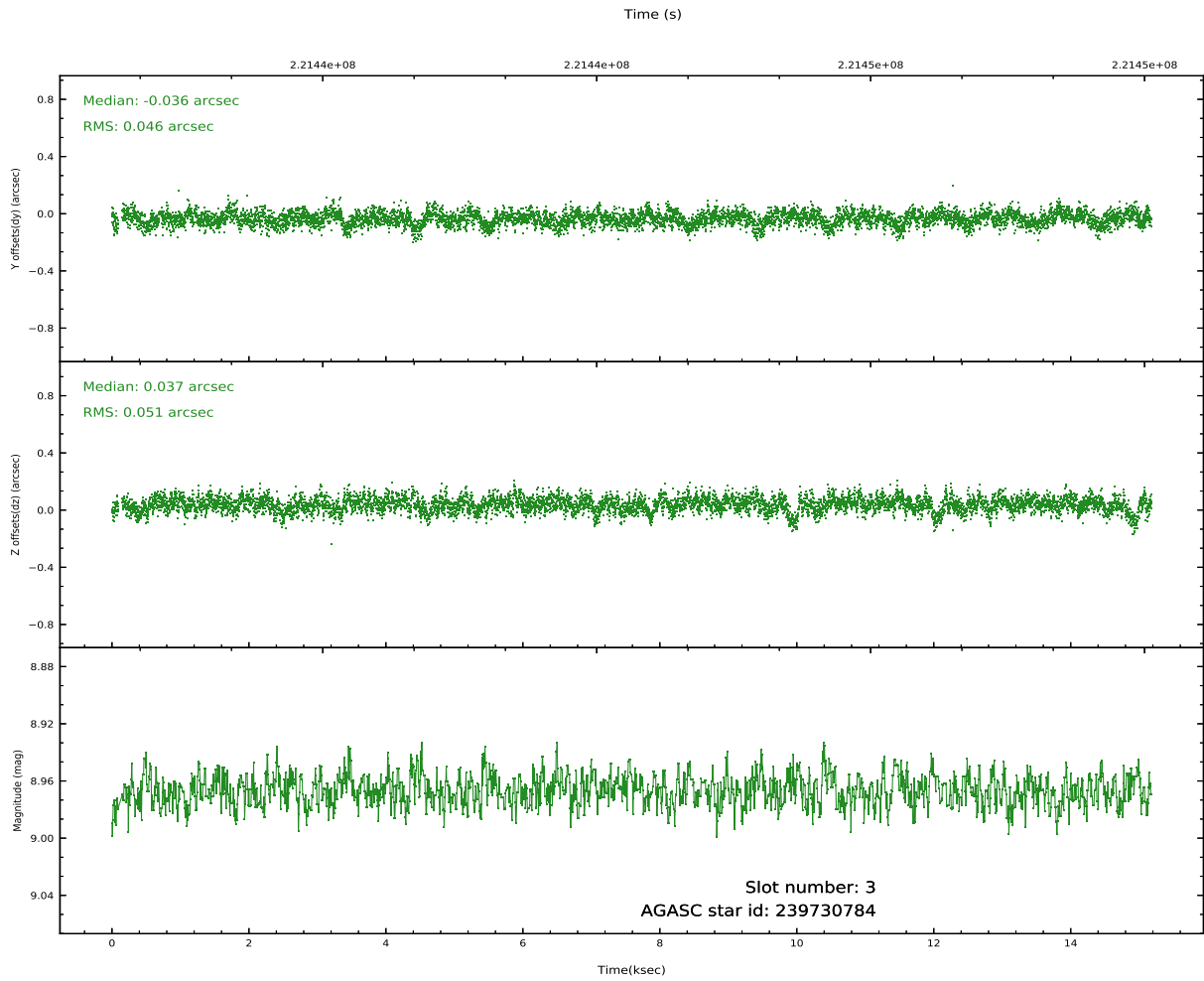
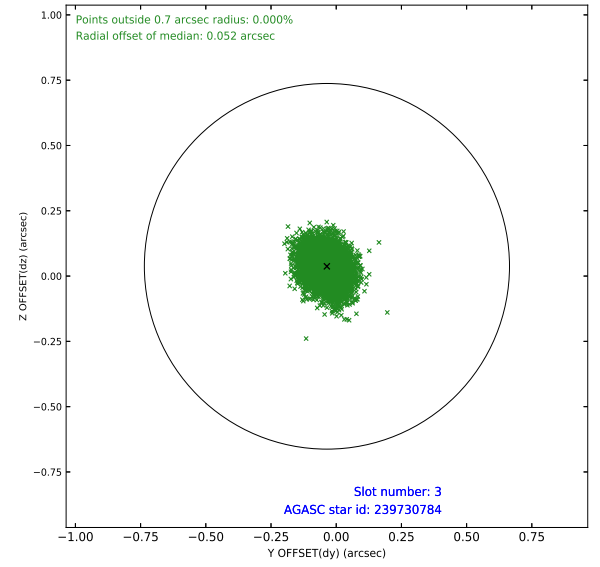
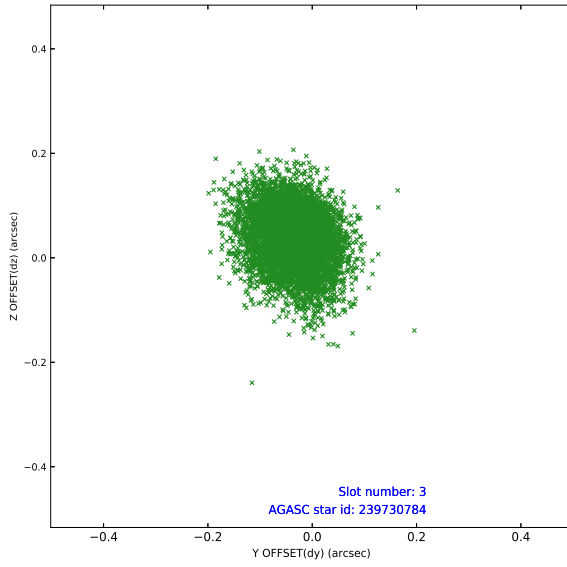


Slot Statistics

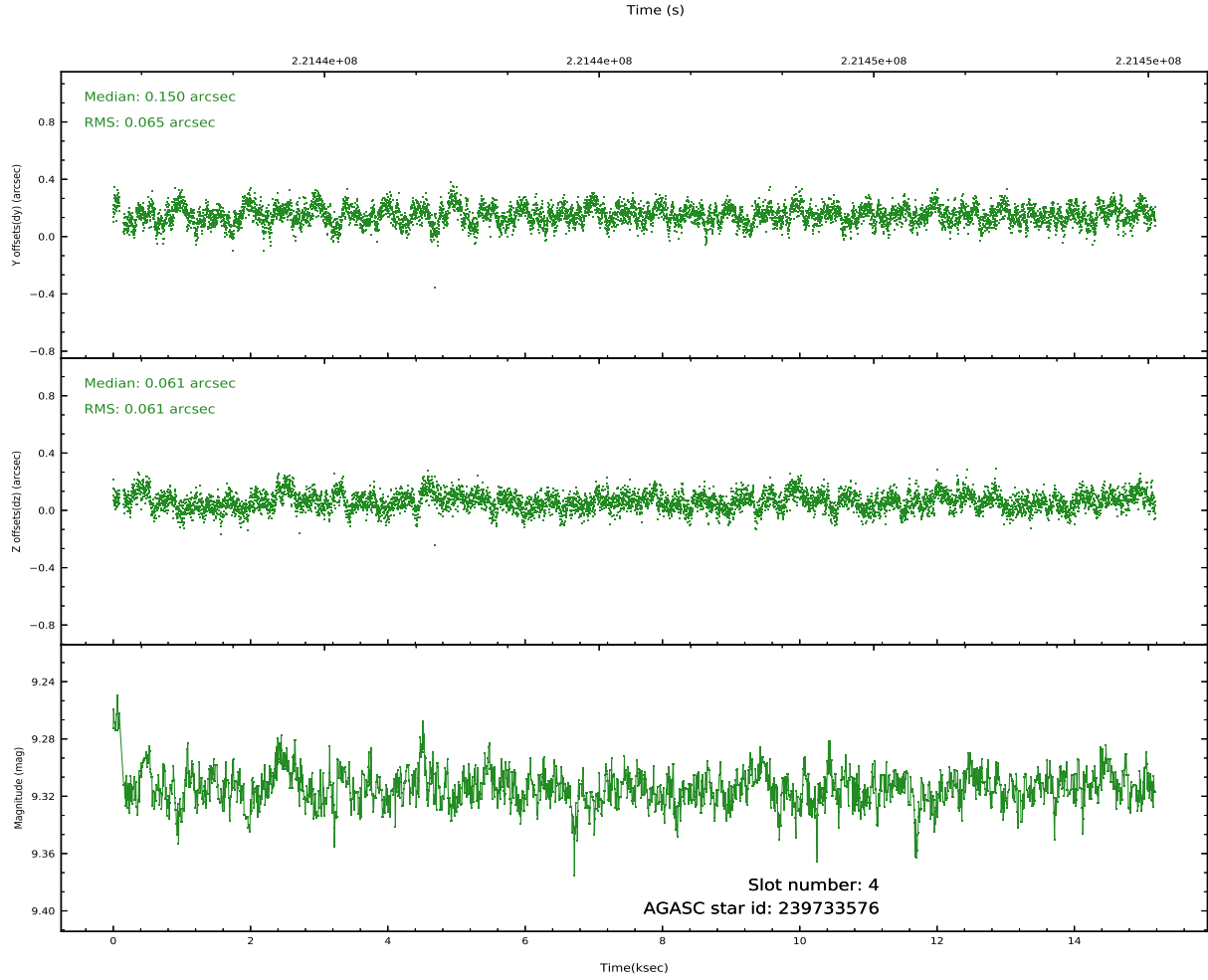
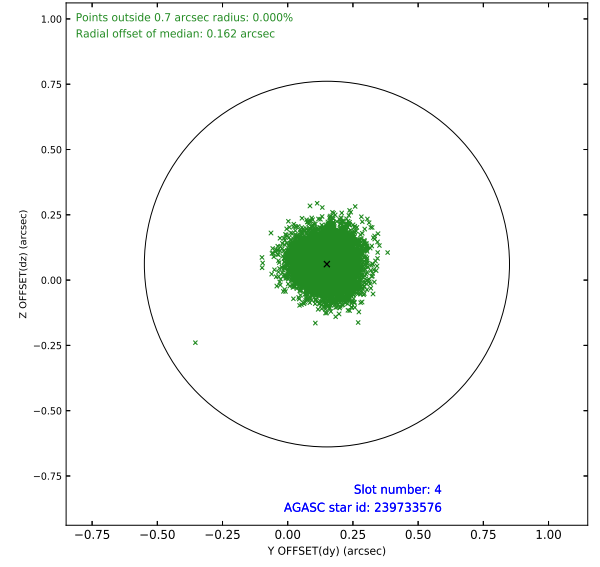
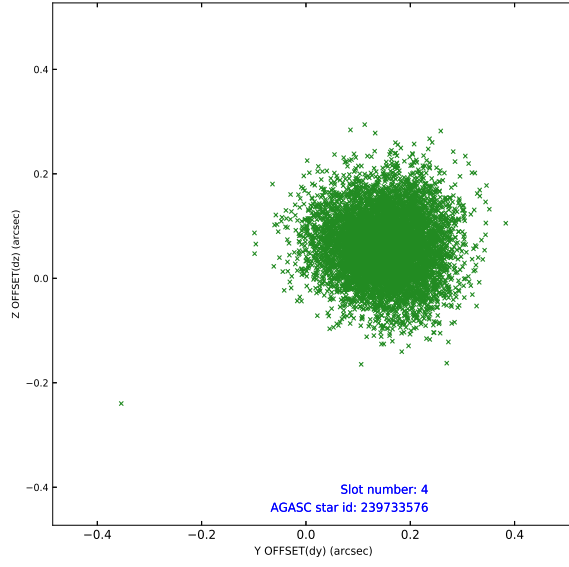
pt	status	used	id	mag	n_pts	frac_pts	med_dy	med_dz	dr1	dr2	ra	dec	mean_y	mea
0	FID		ACIS-S-2	7.10	3688	1.000	-0.089	-0.089	0.007	0.012	0.000000	0.000000	-758.27	-1730
1	FID		ACIS-S-4	7.21	3687	1.000	0.175	0.067	0.007	0.013	0.000000	0.000000	2155.11	178
2	FID		ACIS-S-5	7.23	3687	1.000	-0.118	0.031	0.007	0.012	0.000000	0.000000	-1810.79	171
3	GUIDE	used	239730784	8.97	7371	1.000	-0.036	0.037	0.072	0.121	68.709044	24.244524	529.73	1052
4	GUIDE	used	239733576	9.31	7369	1.000	0.150	0.061	0.095	0.153	68.994910	23.821766	2128.37	1855
5	GUIDE	used	240255024	9.20	7375	1.000	0.018	-0.134	0.090	0.144	68.465897	24.501998	-464.16	340
6	GUIDE	used	240263016	8.65	7375	1.000	-0.129	0.037	0.058	0.096	68.575597	24.979042	-2143.13	852
7	MONITOR	unused		0.00	0	0.000	0.000	0.000	0.000	0.000	0.000000	0.000000	0.00	0

2.4 Star Slots

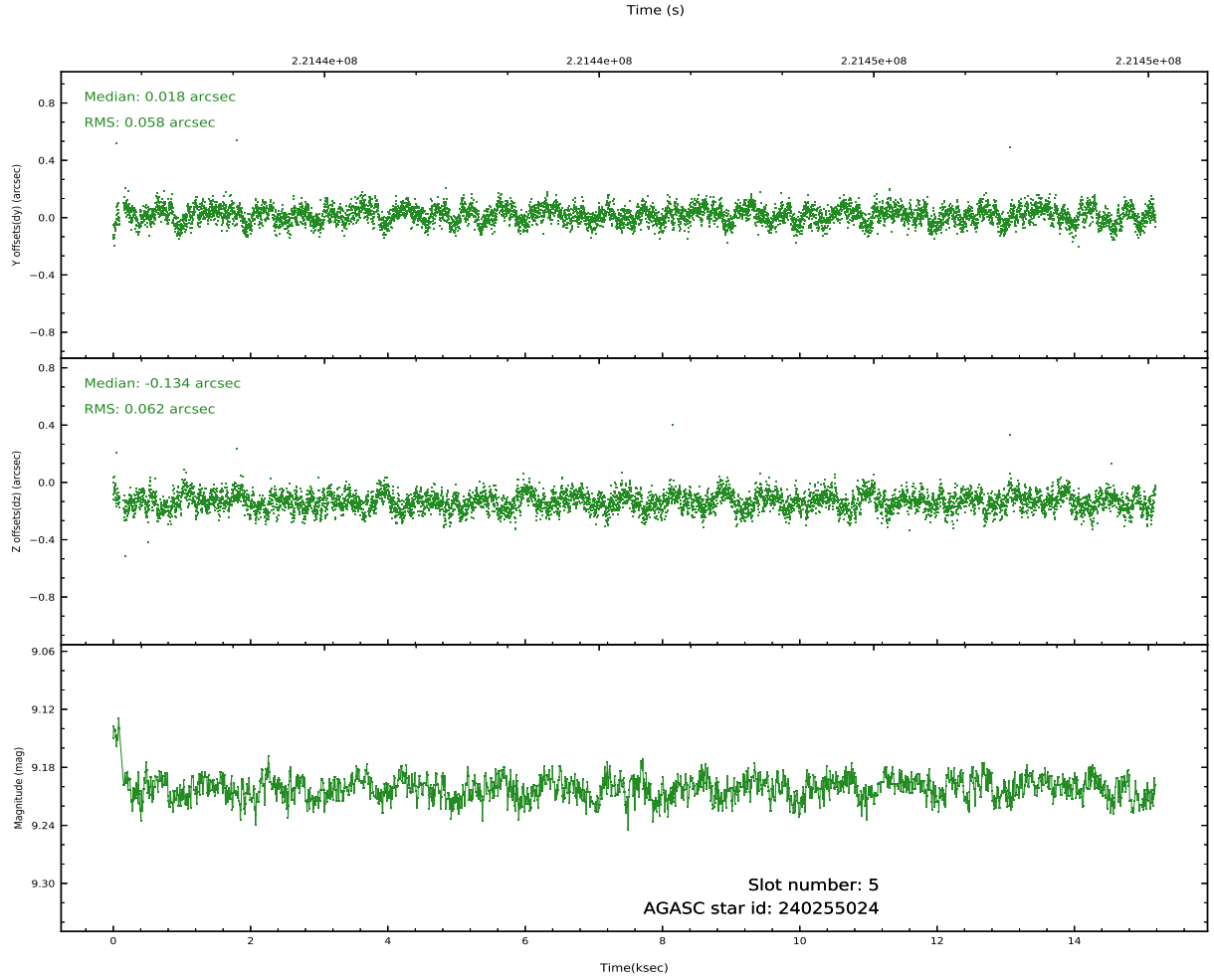
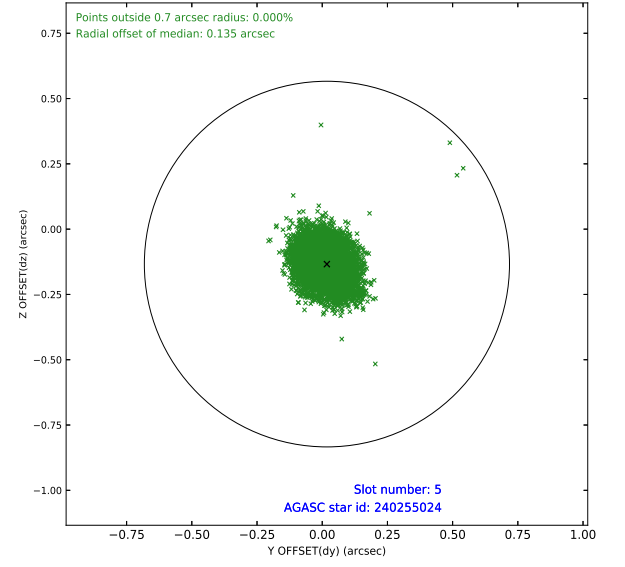
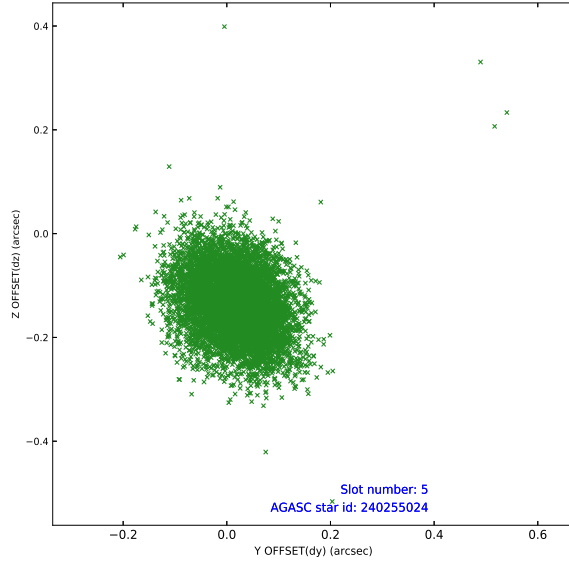
2.4.1 Slot 3



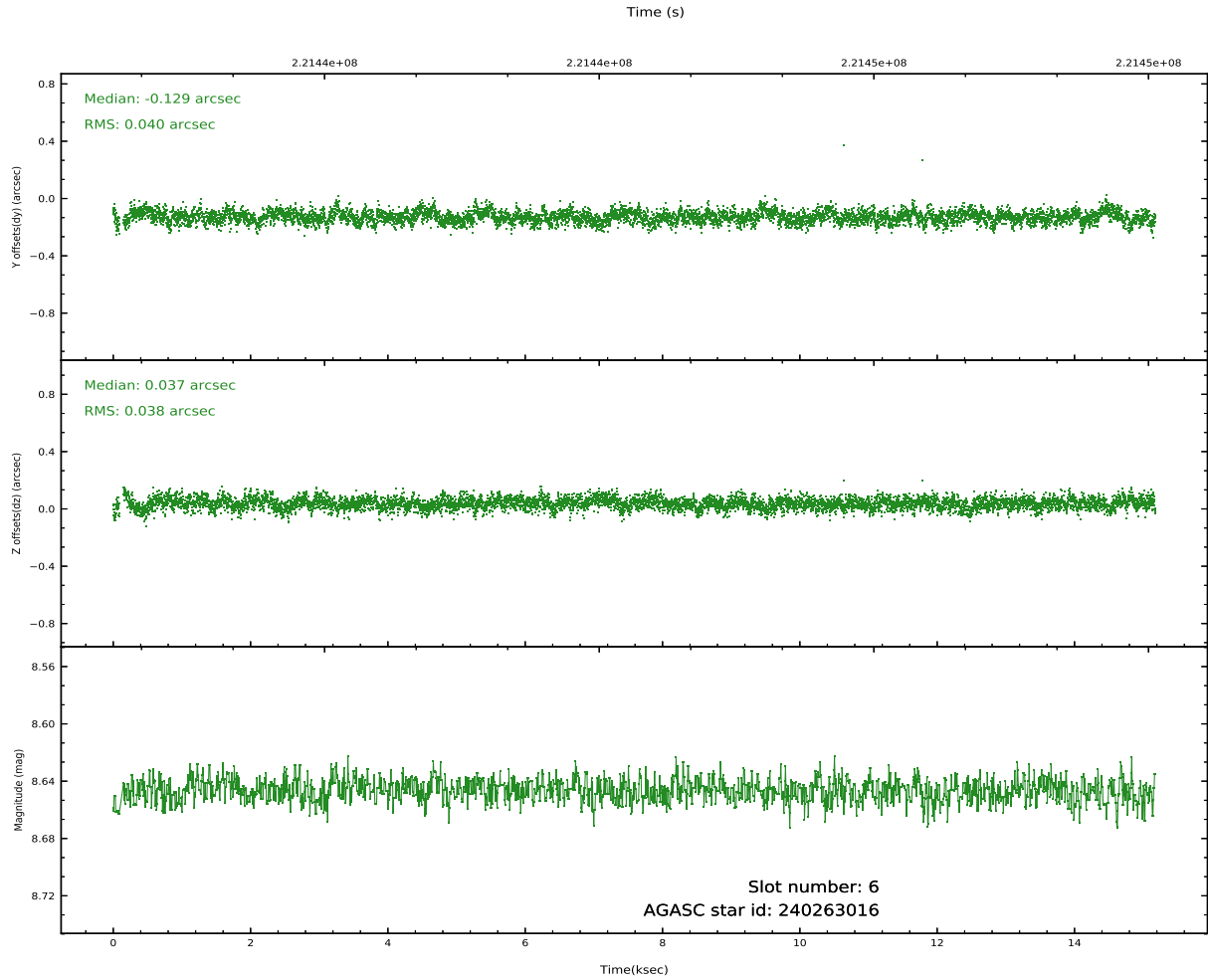
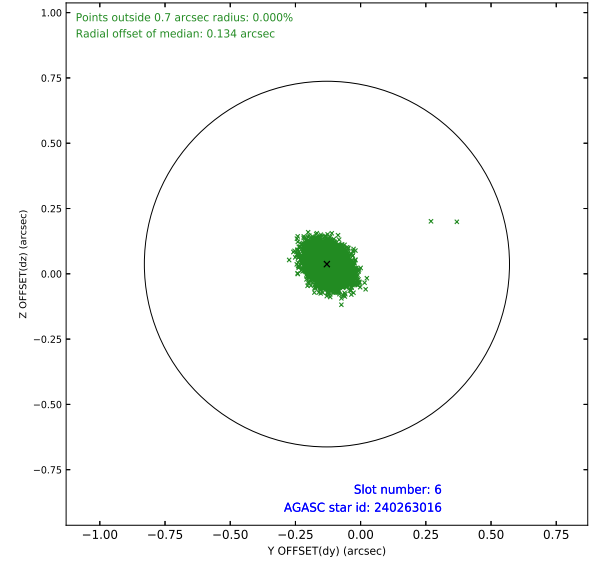
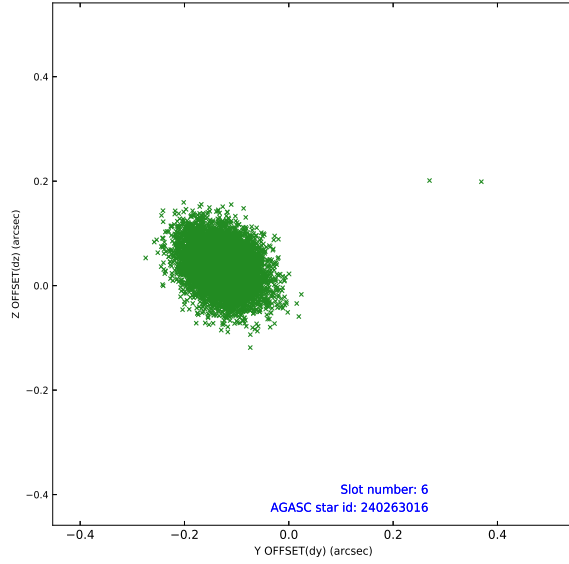
2.4.2 Slot 4



2.4.3 Slot 5

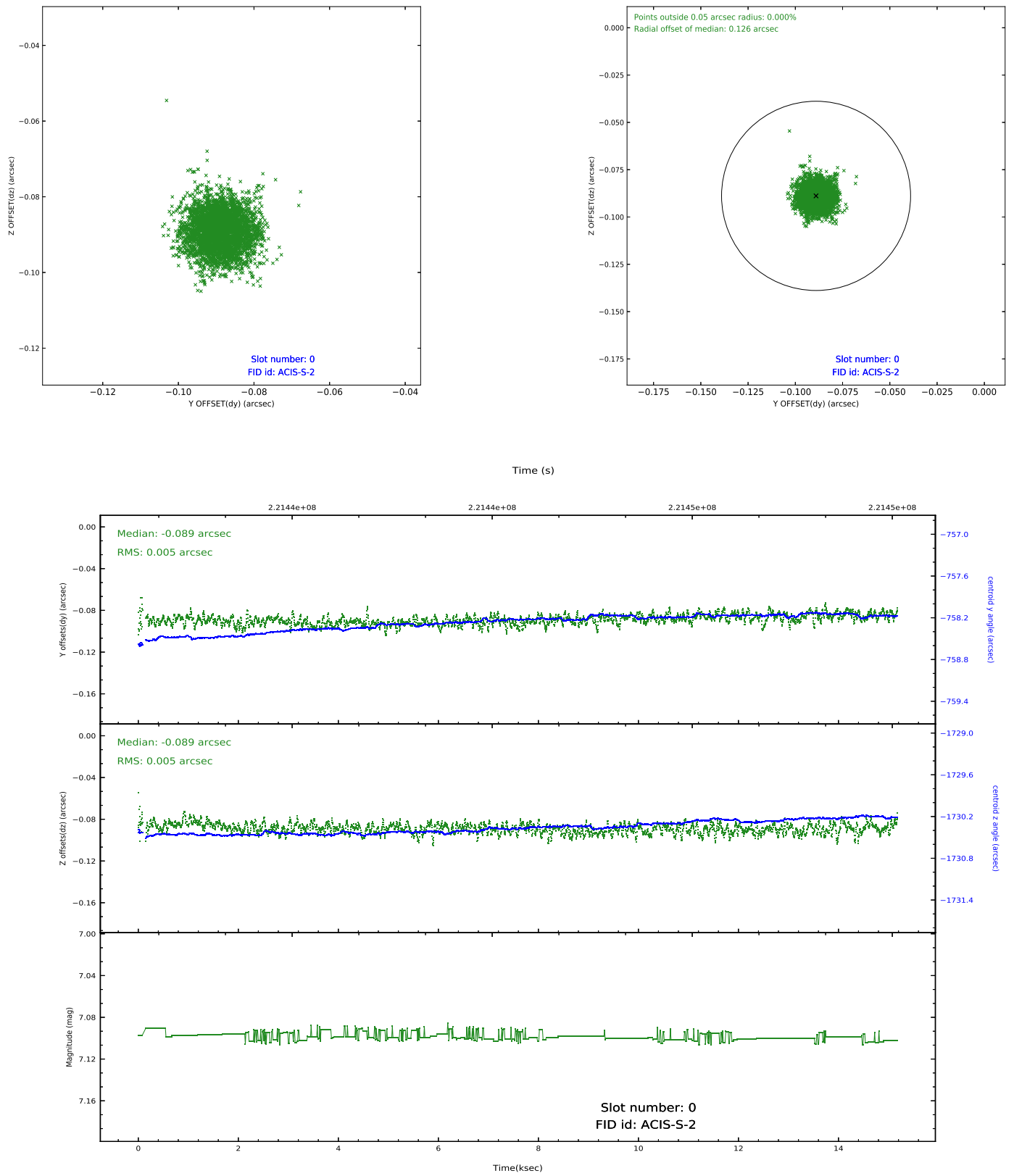


2.4.4 Slot 6

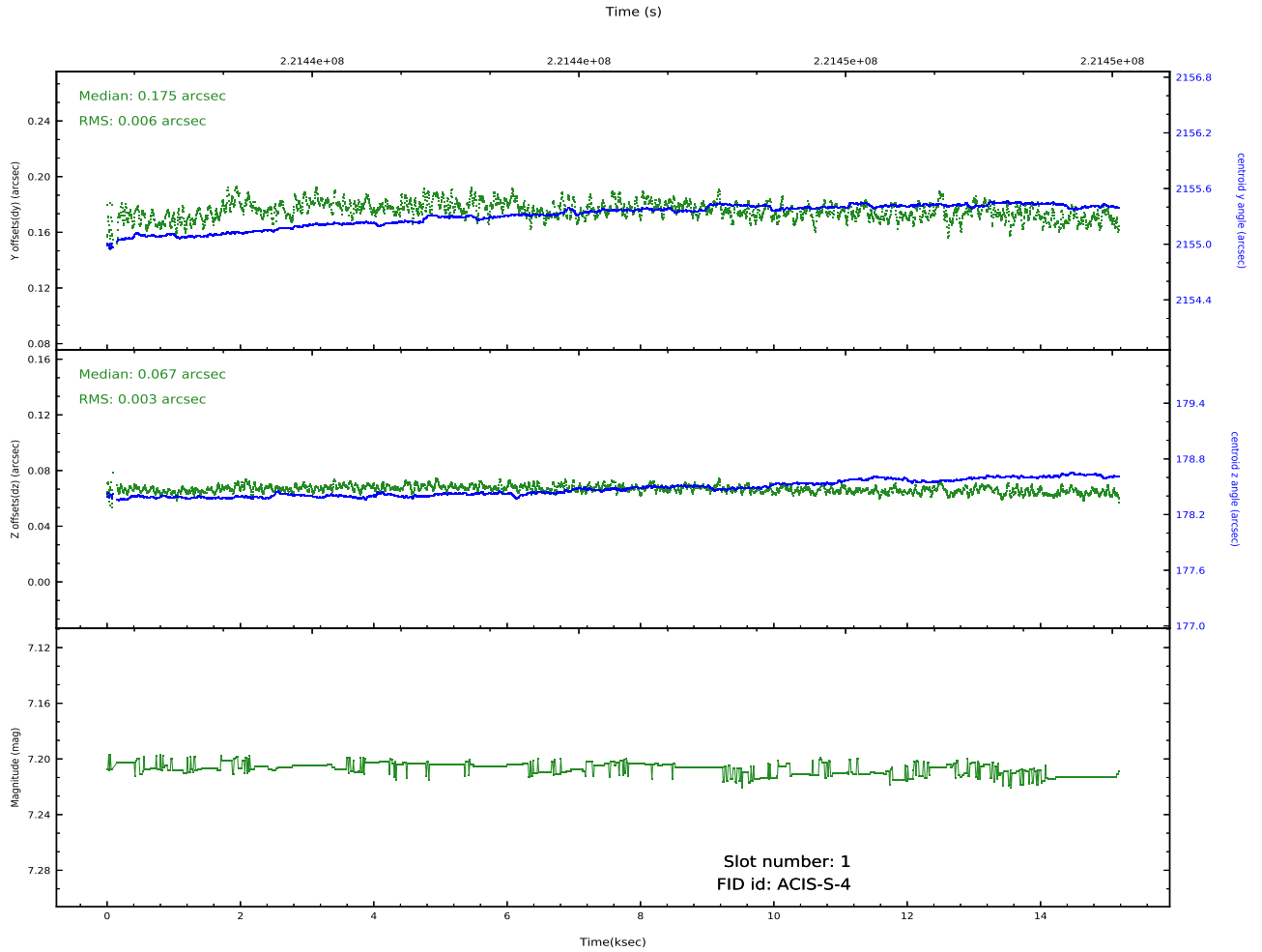
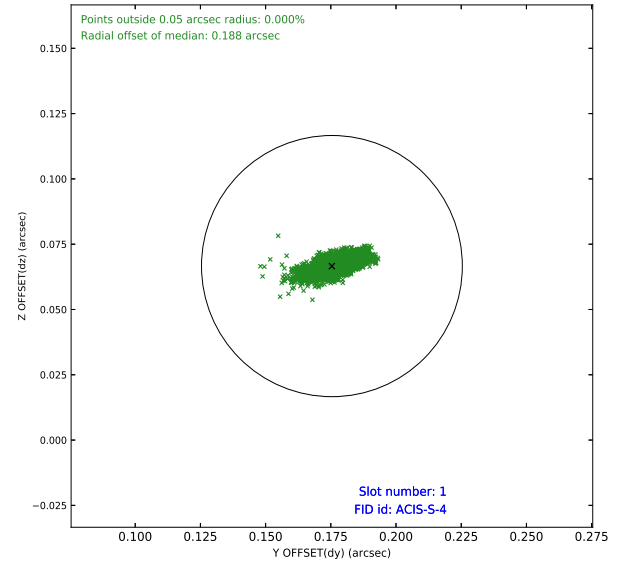
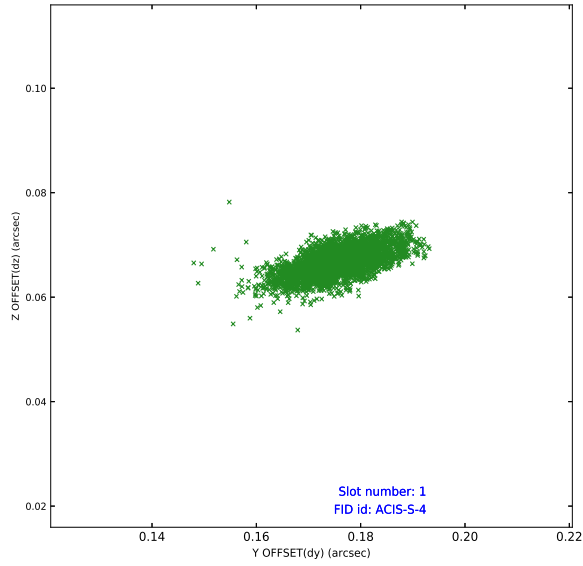


2.5 FID Slots

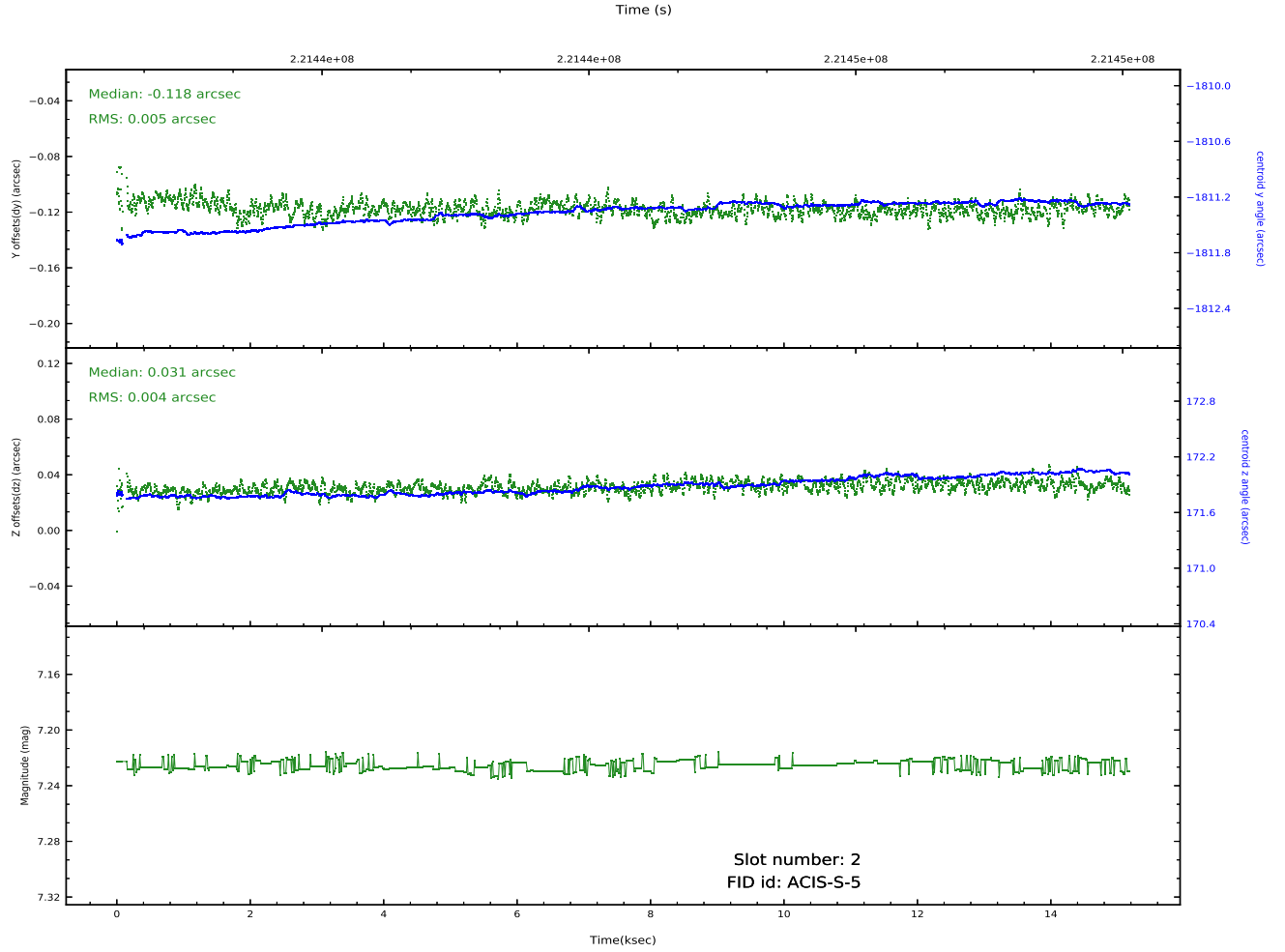
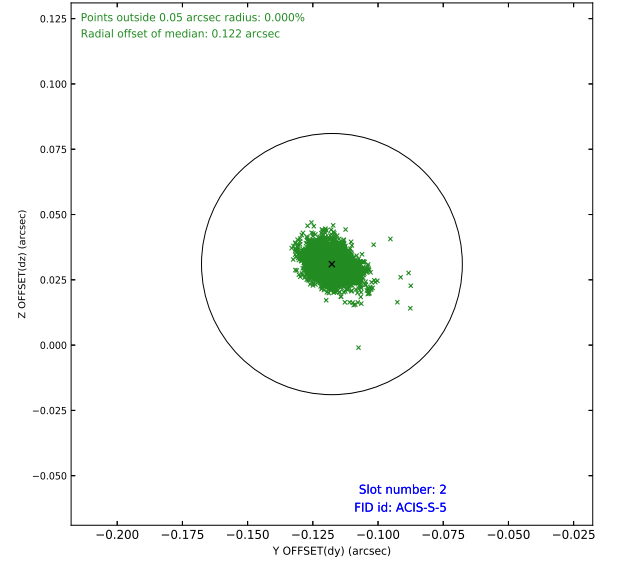
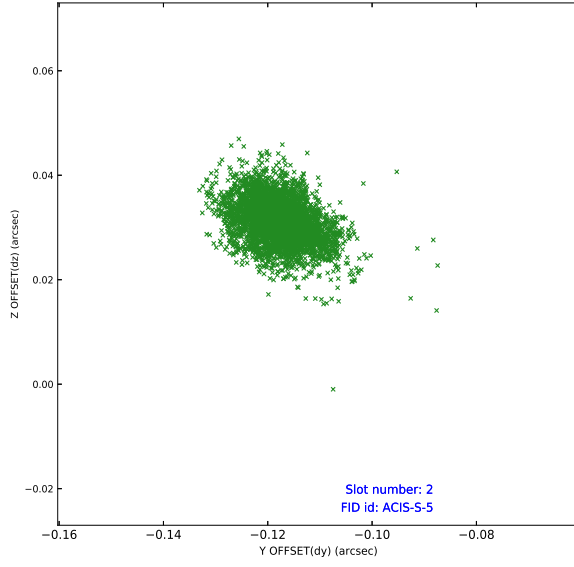
2.5.1 Slot 0



2.5.2 Slot 1



2.5.3 Slot 2



A Summary

A.1 Status

V&V Scientist	Jen Lauer
V&V Date (YYYY-MM-DD)	2020.10.06
V&V Edition	1
V&V Disposition and Status	OK
V&V Charge Time	15.028

A.2 Comments

Monitor constraint met.

=====

The ACA has the capability to devote one or more of the eight image slots to "monitor" particular sky locations. This allows simultaneous optical photometry of one or more targets in the ACA field of view. These optical sources can be slightly fainter than the ACA guide star limit of $m_{ACA} = 10.2$ mag. The bright-end limit for monitor star photometry is $m_{ACA}=6.2$ mag. However, since there are a fixed number of image slots, devoting a slot to photometry instead of tracking a guide star results in a degradation of the image reconstruction and celestial location accuracy (Section 5.4). Using one monitor slot represents a 15 - 25% increase in the aspect image reconstruction RMS diameter, depending on the particular guide star configuration. Two monitor slots would increase the diameter by about 50 - 60%, but this configuration is not operationally allowed under normal circumstances. The photometric accuracy which can be achieved depends primarily on the star magnitude, integration time, CCD dark current, CCD read noise, sky background, and the CCD dark current uncertainty.