

V&V Reference Report

L2 ASCDS Version : 10.9.1

Observation 4829 - L2 Version 4
Chandra X-Ray Center

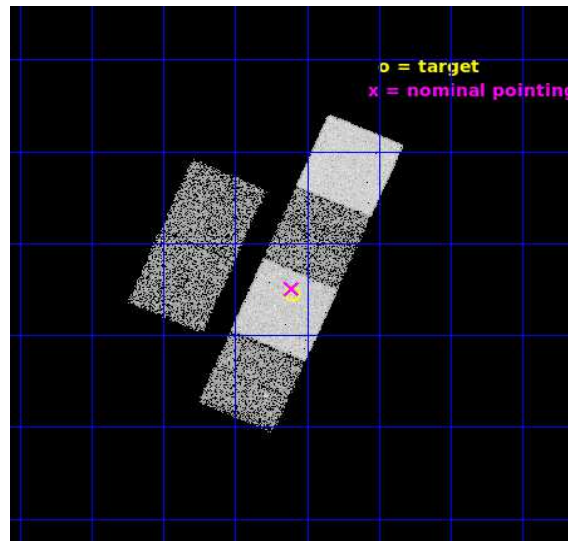
L2 Processing Date : Sep 26 2020

Contents

1	Front	2
2	OBI	3
2.1	OBI	3
2.1.1	Images	3
2.1.2	Bias	3
2.1.3	Parameters	4
2.1.4	Events	4
2.2	Compared Parameters	5
2.3	Aspect	6
2.4	Star Slots	9
2.4.1	Slot 3	9
2.4.2	Slot 4	10
2.4.3	Slot 5	11
2.4.4	Slot 6	12
2.4.5	Slot 7	13
2.5	FID Slots	14
2.5.1	Slot 0	14
2.5.2	Slot 1	15
2.5.3	Slot 2	16
A	Summary	17
A.1	Status	17
A.2	Comments	17

1 Front


seq_num	700911	Sequence number
obs_id	4829	Observation id
title	Constraining the Hard-X-ray Through Submm SEDs of a Complete Sample of Broad Absorption Line Quasars	Proposal title
observer	Dr. Sarah Gallagher	Principal investigator
object	LBQS 0010-0012	Source name
dtcycle	0	
cycle	P	events from which exps? Prim/Second/Both
ra_targ	3.275417	Observer's specified target RA [deg]
dec_targ	0.075472	Observer's specified target Dec [deg]
ra_nom	3.2763786734104	Nominal RA [deg]
dec_nom	0.084322196489188	Nominal Dec [deg]
roll_nom	113.4640380493	Nominal Roll [deg]
revision	4	Processing version of data
ontime	6744.1067323089	Sum of GTIs [s]
livetime	6658.7087920508	Livetime [s]
ontime2	6744.1477723122	Sum of GTIs [s]
ontime3	6743.983612299	Sum of GTIs [s]
ontime5	6744.0656923056	Sum of GTIs [s]
ontime6	6744.0246523023	Sum of GTIs [s]
ontime7	6744.1067323089	Sum of GTIs [s]
ontime8	6743.9425723255	Sum of GTIs [s]
l2events	79458	Number of level 2 events




2 OBI

2.1 OBI

2.1.1 Images



2.1.2 Bias



2.1.3 Parameters

obi_num	1	Obi number	sched_exp_time	6784.000000	[s] Scheduled observation exposure time
ascdsver	10.9.1	Processing system revision	ontime	6744.1067323089	Sum of GTIs [s]
caldsver	4.9.2	 	ontime2	6744.1477723122	Sum of GTIs [s]
date	2020-09-26T20:42:21	Date and time of file creation	ontime3	6743.983612299	Sum of GTIs [s]
revision	4	Processing version of data	ontime5	6744.0656923056	Sum of GTIs [s]
			ontime6	6744.0246523023	Sum of GTIs [s]
			ontime7	6744.1067323089	Sum of GTIs [s]
			ontime8	6743.9425723255	Sum of GTIs [s]
			l1events	357907	Number of level 1 events

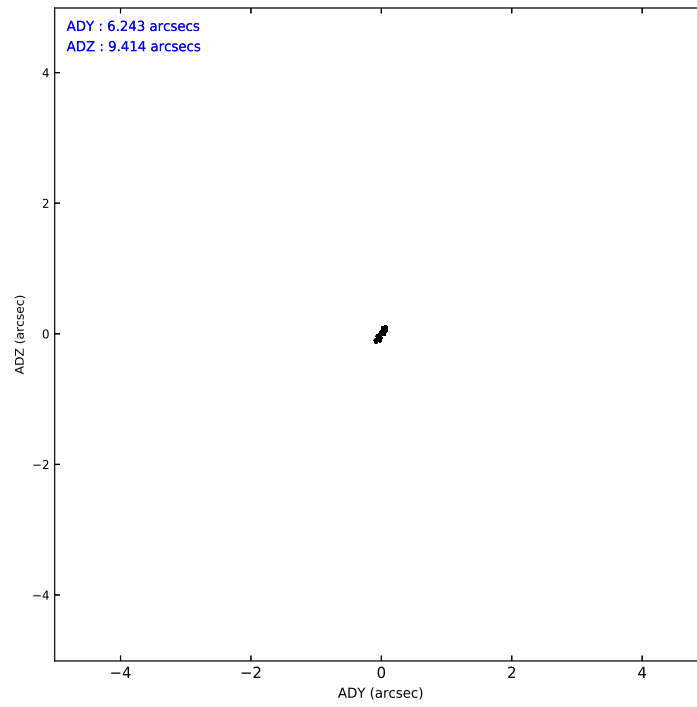
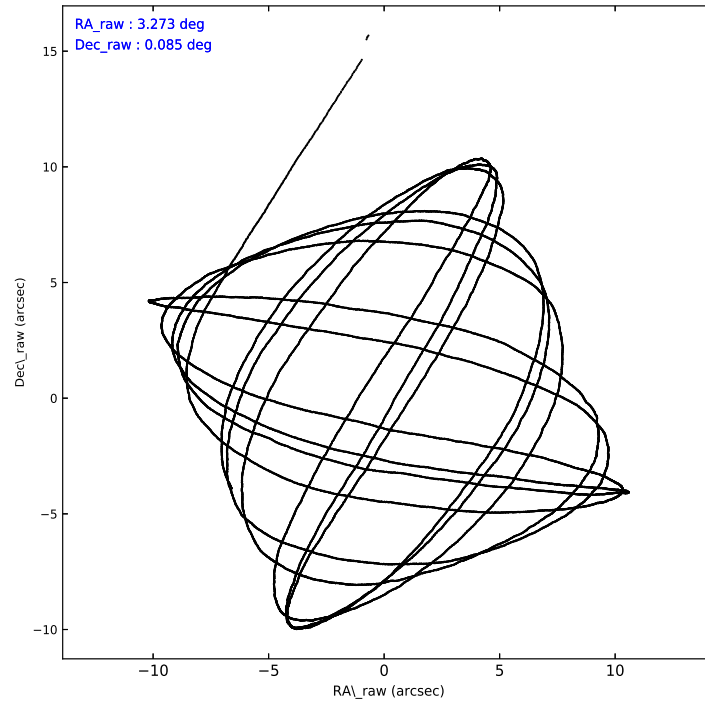
2.1.4 Events

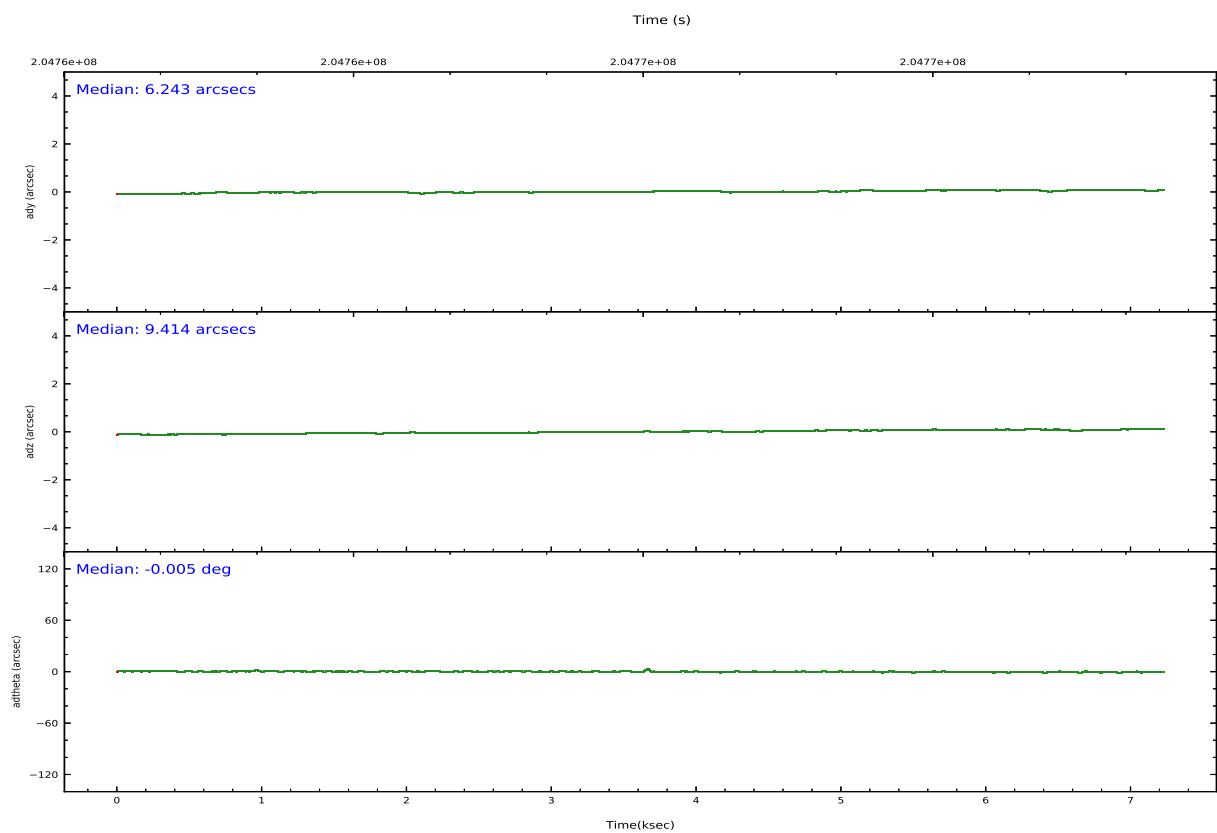
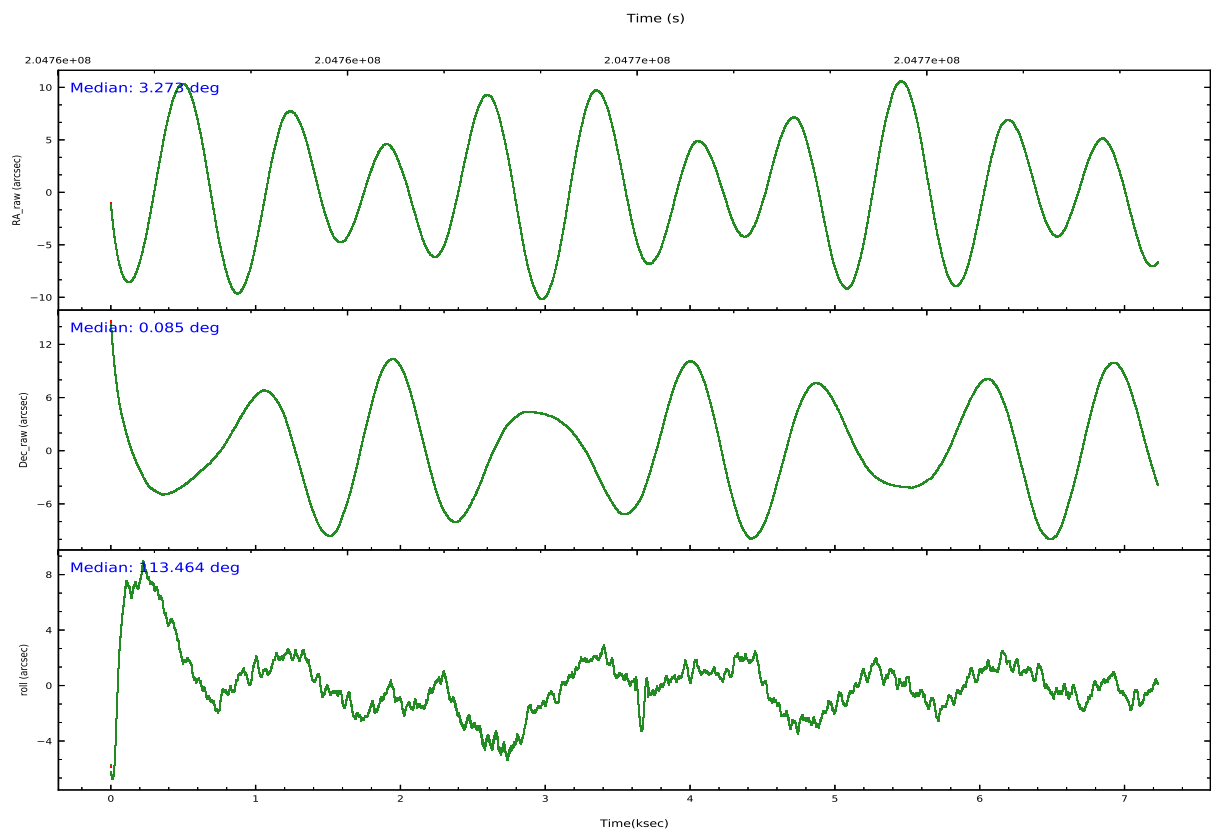
	ccd 2	ccd 3	ccd 5	ccd 6	ccd 7	ccd 8		ccd 2	ccd 3	ccd 5	ccd 6	ccd 7	ccd 8
level 1 events	51741	49705	73492	51474	66889	64606	grade 0 events	2591	2486	3020	2270	2495	4347
rejected events	45811	43972	40139	45685	39025	51261		5%	5%	4%	4%	3%	6%
rejected %	88%	88%	54%	88%	58%	79%	grade 1 events	30	28	116	24	55	46
								0%	0%	0%	0%	0%	0%
							grade 2 events	1238	1051	9755	1189	5537	2928
								2%	2%	13%	2%	8%	4%
							grade 3 events	556	590	1358	576	2404	1407
								1%	1%	1%	1%	3%	2%
							grade 4 events	581	578	1273	569	2525	1340
								1%	1%	1%	1%	3%	2%
							grade 5 events	2078	2191	5458	2278	6365	3068
								4%	4%	7%	4%	9%	4%
							grade 6 events	967	1033	17960	1190	14916	3326
								1%	2%	24%	2%	22%	5%
							grade 7 events	43700	41748	34552	43378	32592	48144
								84%	83%	47%	84%	48%	74%

2.2 Compared Parameters

Parameter	Planned	Actual	Parameter	Planned	Actual
Instrument	ACIS	ACIS	Obspar version number	8	8
Detector	ACIS-235678	ACIS-235678	Obspar file type	PREDICTED	ACTUAL
Grating	NONE	NONE	Obspar update status	NONE	UPDATED
Data mode	FAINT	FAINT	Number of optional ACIS chips dropped	0	0
Observation mode	POINTING	POINTING	On-chip summing requested	N	N
[deg] Pointing RA	3.295277	3.2763786734104	Subarray requested	NONE	NONE
[deg] Pointing Dec	0.068971	0.084322196489188	Alternating exposures requested	N	N
[deg] Pointing Roll	113.310364	113.4640380493	[s] Primary exposure time	0.000000	3.2
[mm] SIM focus pos	-0.684267	-0.6828225247311905			
[mm] SIM defocus	0	0.001444936568705701			
[mm] SIM translation stage pos	-190.132523	-190.1400660498719			
[mm] SIM translation stage offset	0	0.00754346686406393			
[s] Observation start time (MET)	204762813.184000	204761712.75218			
Observation start date	2004-06-27T22:32:29	2004-06-27T22:15:12			
[s] Observation end time (MET)	204769597.184000	204770126.46505			
Observation end date	2004-06-28T00:25:33	2004-06-28T00:35:26			
Read mode	TIMED	TIMED			

2.3 Aspect



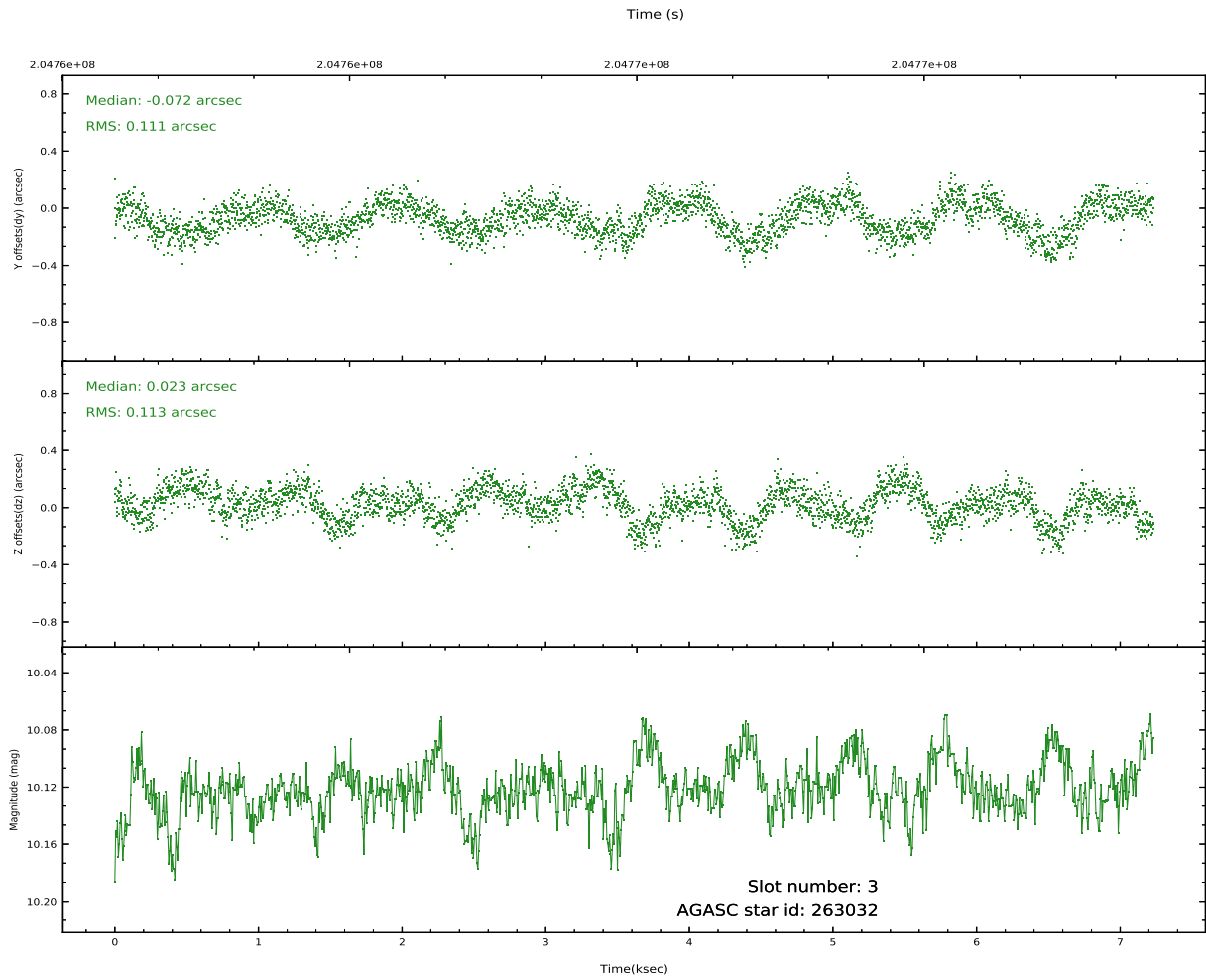
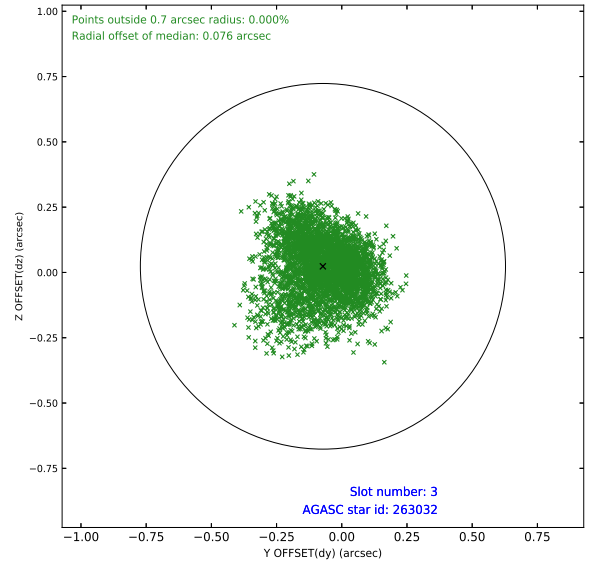
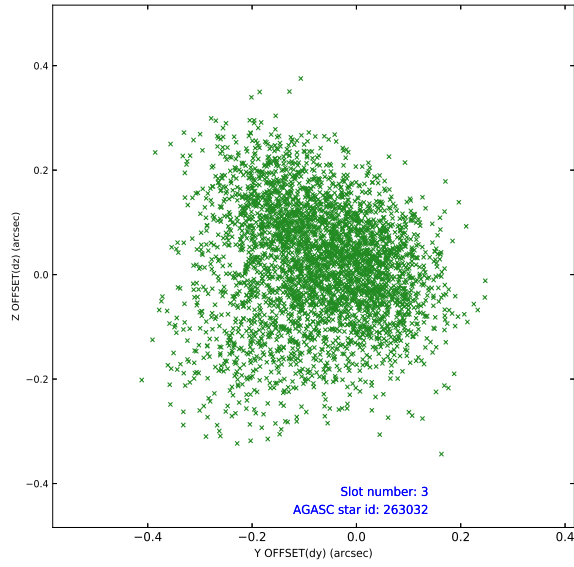


Slot Statistics

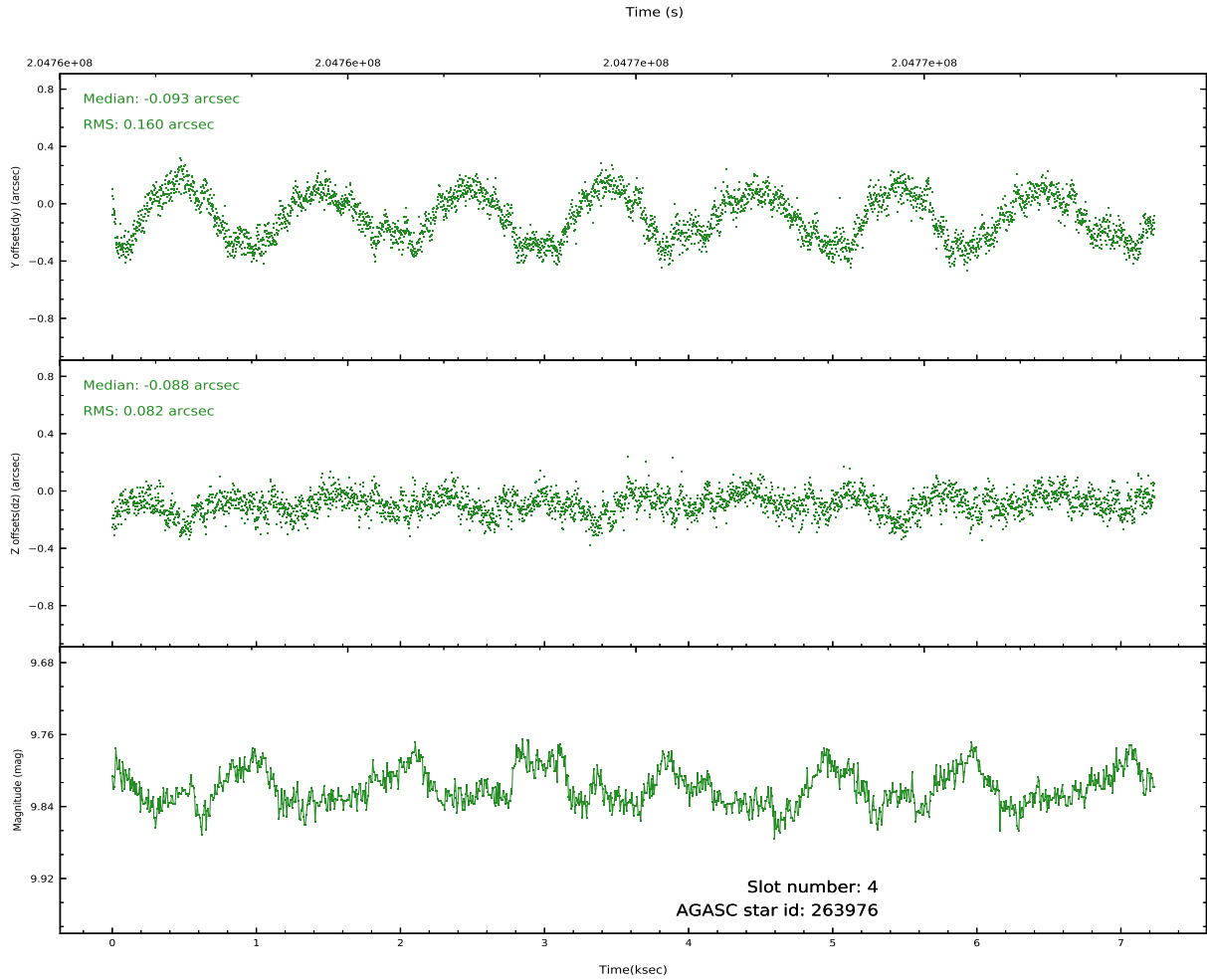
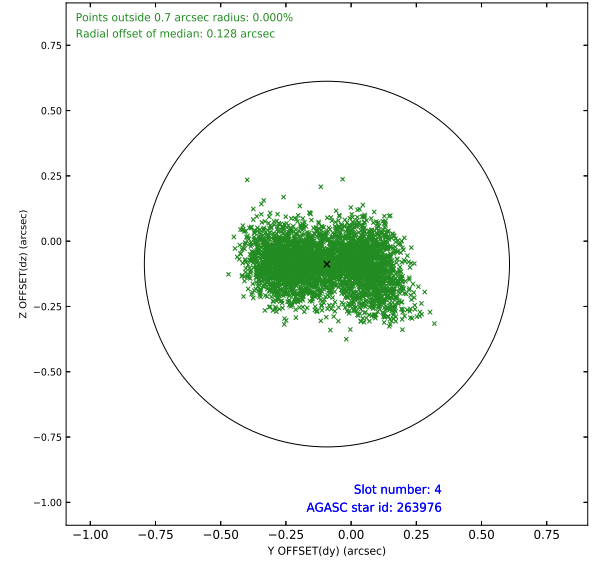
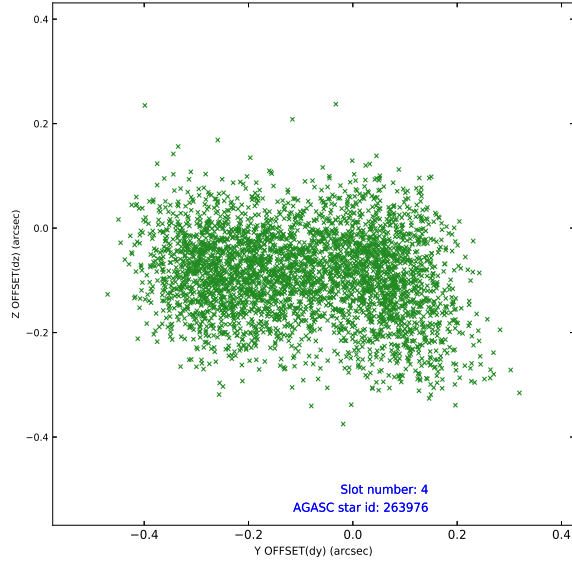
pt	status	used	id	mag	n_pts	frac_pts	med_dy	med_dz	dr1	dr2	ra	dec	mean_y	mea
0	FID		ACIS-S-2	7.10	1765	1.000	-0.083	-0.071	0.007	0.011	0.000000	0.000000	-759.02	-1730
1	FID		ACIS-S-4	7.21	1765	1.000	0.145	0.059	0.006	0.011	0.000000	0.000000	2154.08	177
2	FID		ACIS-S-5	7.23	1765	1.000	-0.094	0.021	0.007	0.011	0.000000	0.000000	-1810.90	171
3	GUIDE	used	263032	10.12	3524	1.000	-0.072	0.023	0.170	0.273	3.396655	0.471240	1185.36	-908
4	GUIDE	used	263976	9.82	3526	1.000	-0.093	-0.088	0.199	0.292	2.919483	0.122082	711.05	1166
5	GUIDE	used	270728	9.24	3529	1.000	0.064	0.267	0.110	0.174	3.932457	0.117996	-745.02	-2175
6	GUIDE	used	611322832	9.88	3526	1.000	0.086	-0.092	0.124	0.200	3.142733	-0.431778	-1438.66	1216
7	GUIDE	used	611323648	8.91	3524	1.000	0.012	-0.109	0.090	0.145	2.997068	-0.229699	-563.17	1411

2.4 Star Slots

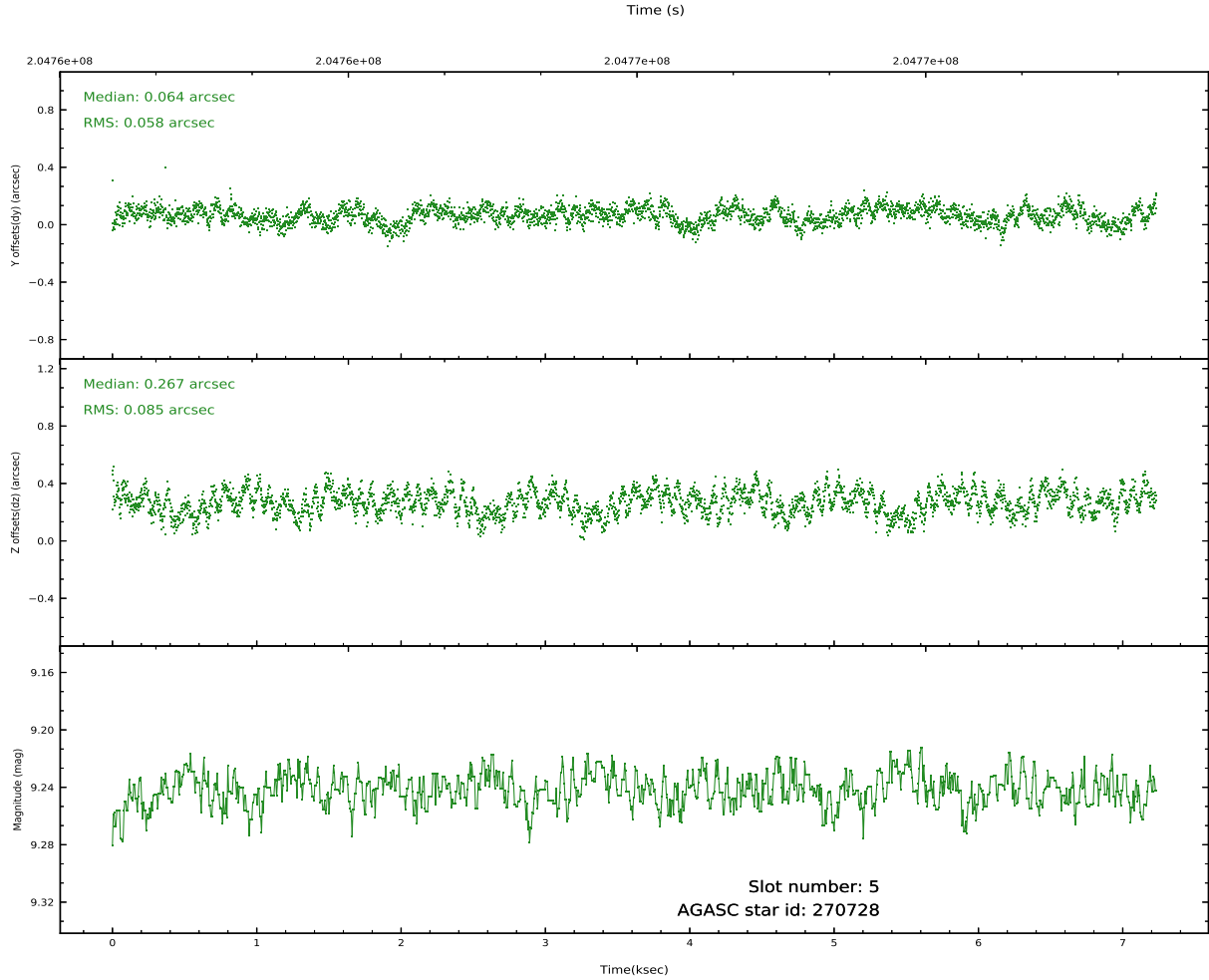
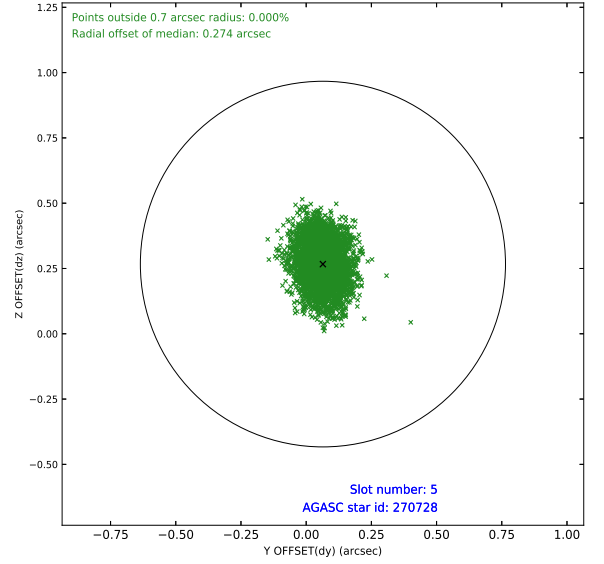
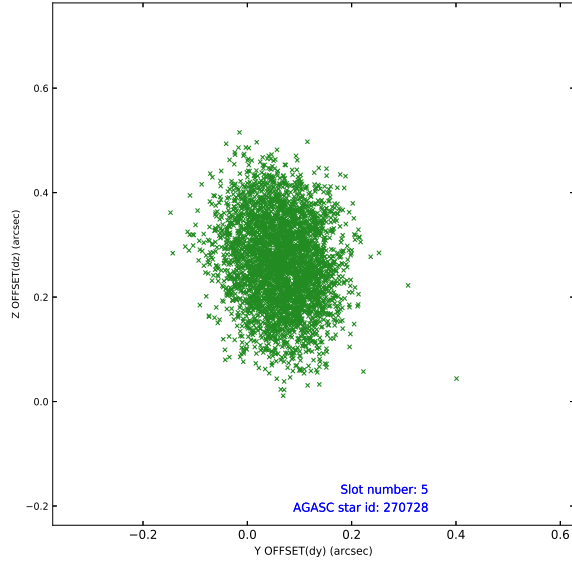
2.4.1 Slot 3



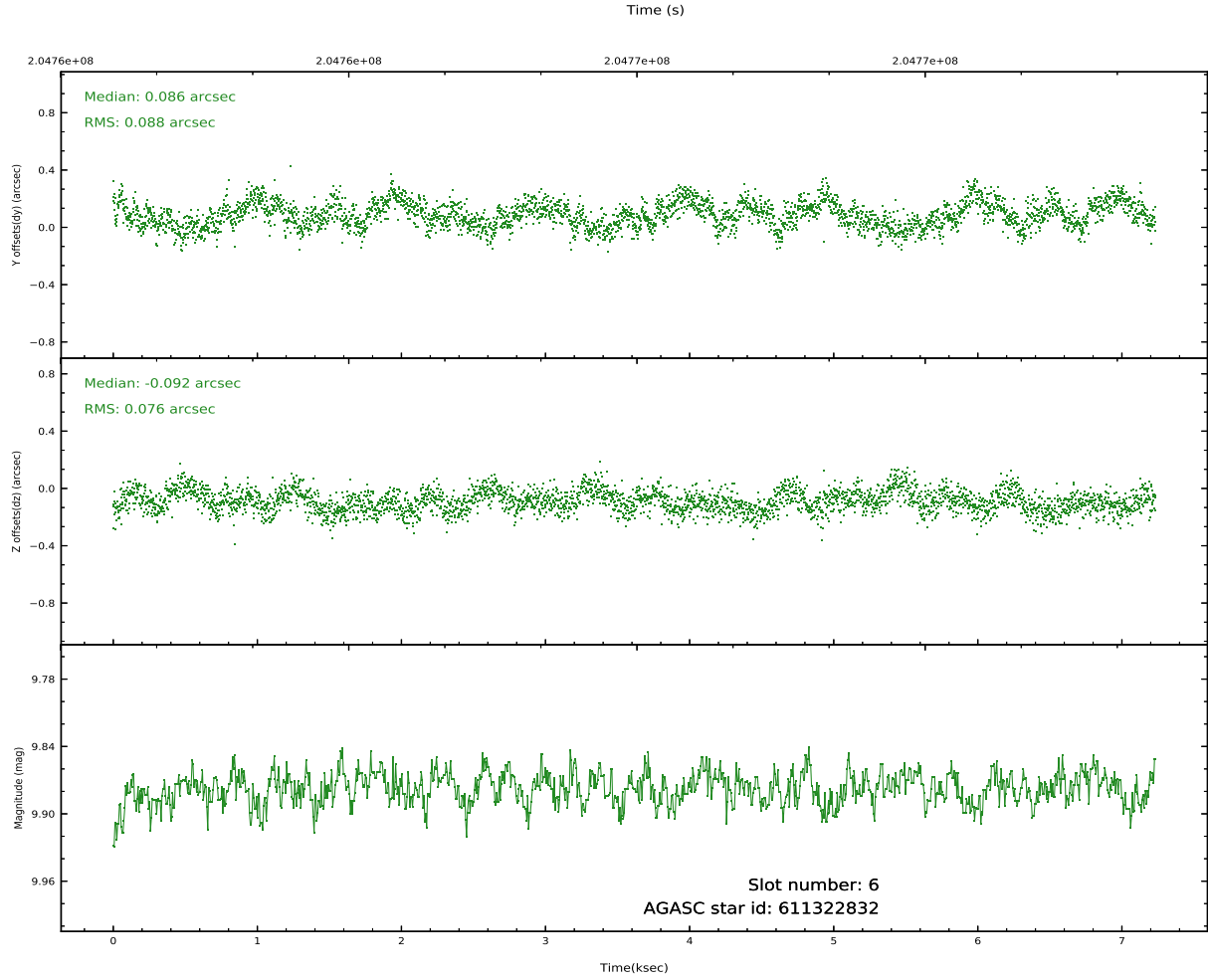
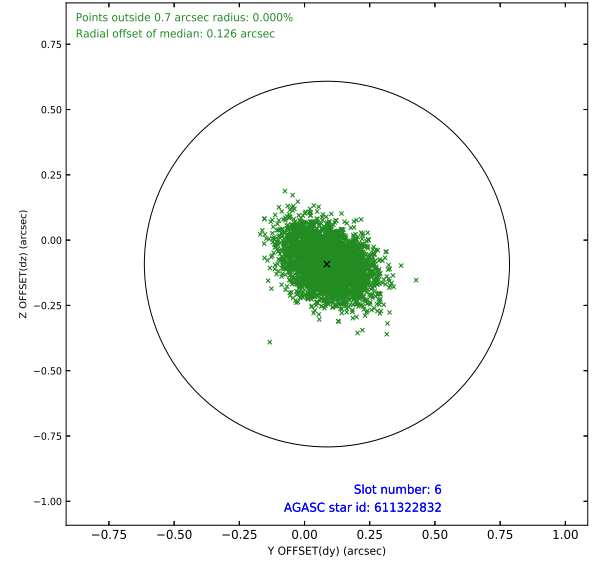
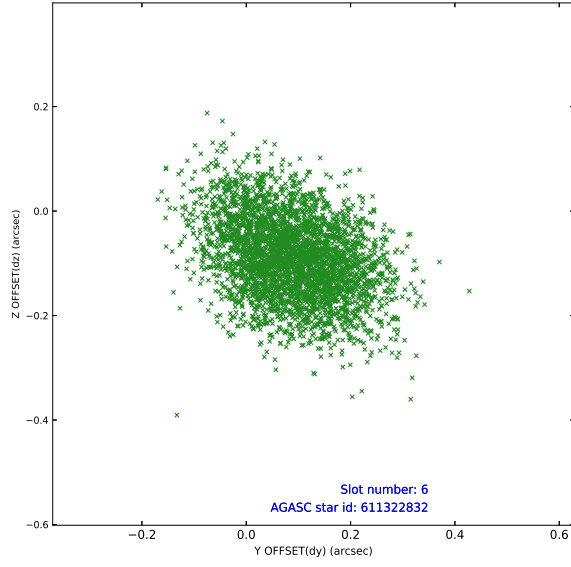
2.4.2 Slot 4



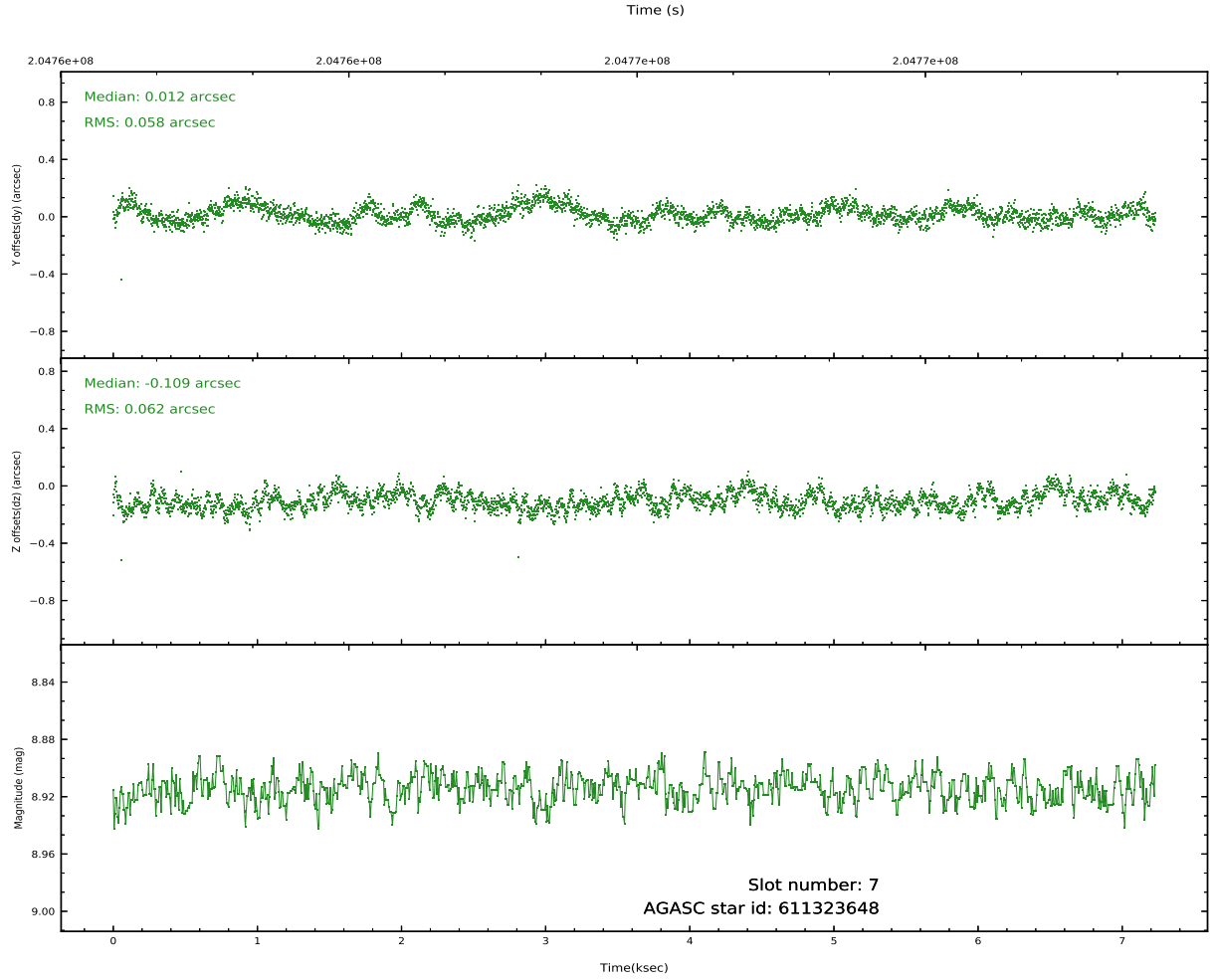
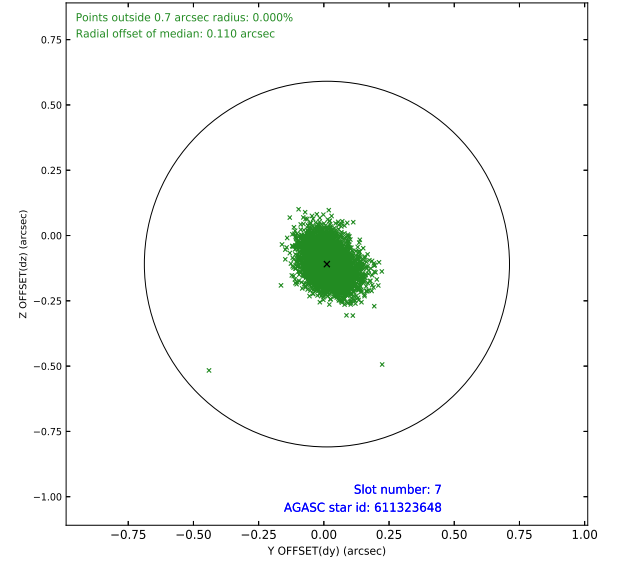
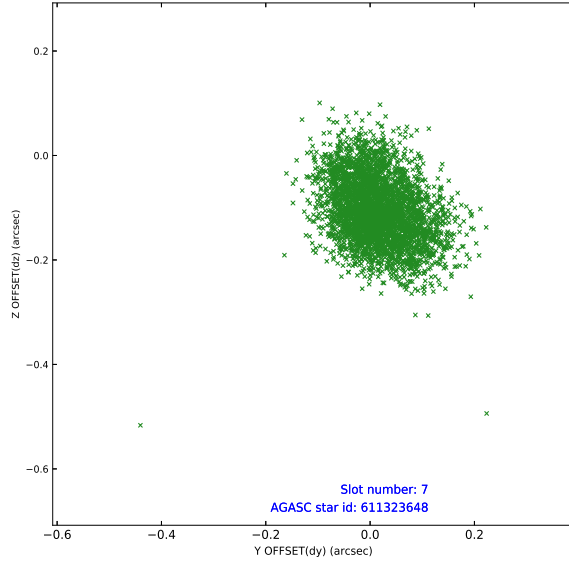
2.4.3 Slot 5



2.4.4 Slot 6

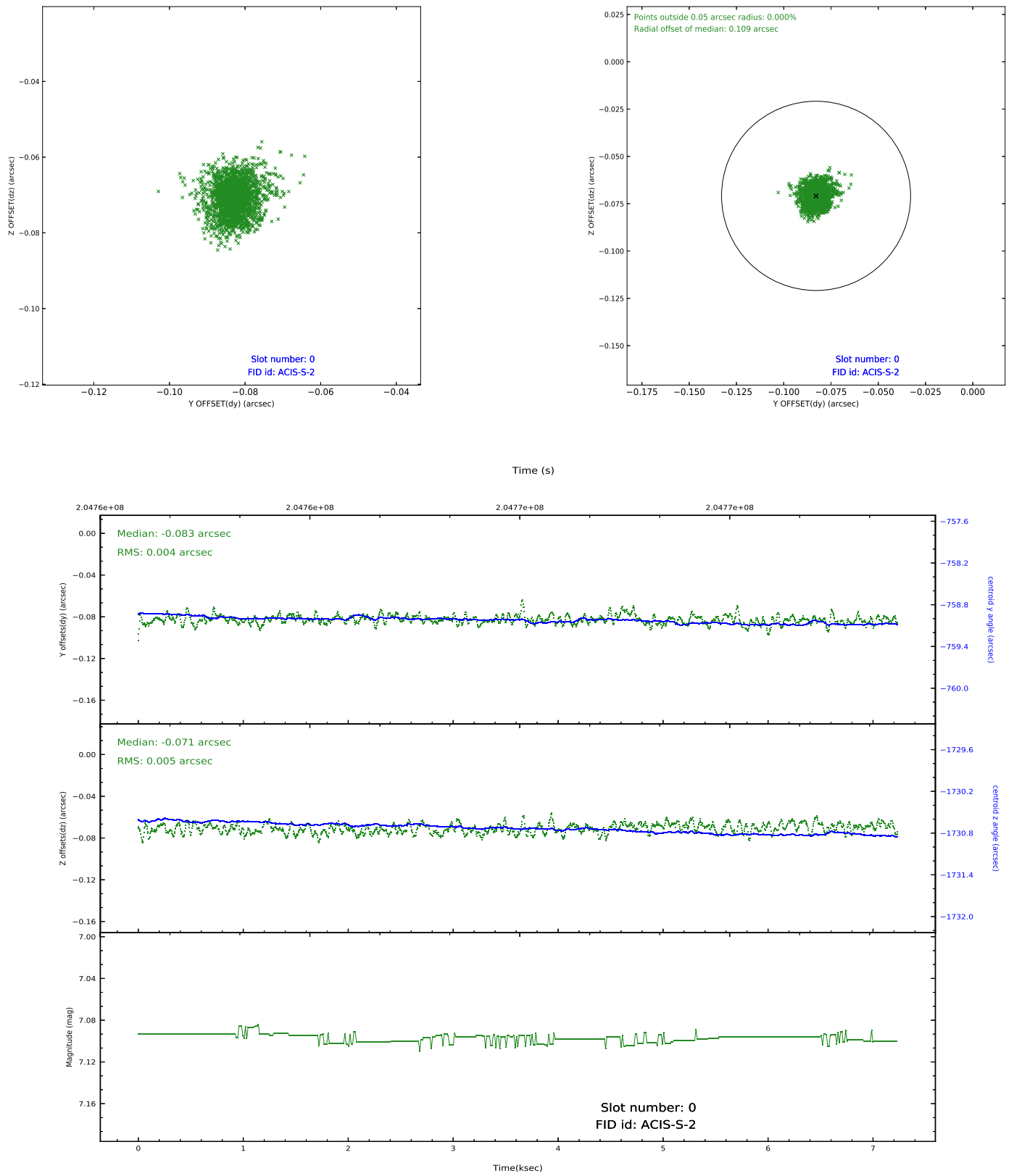


2.4.5 Slot 7

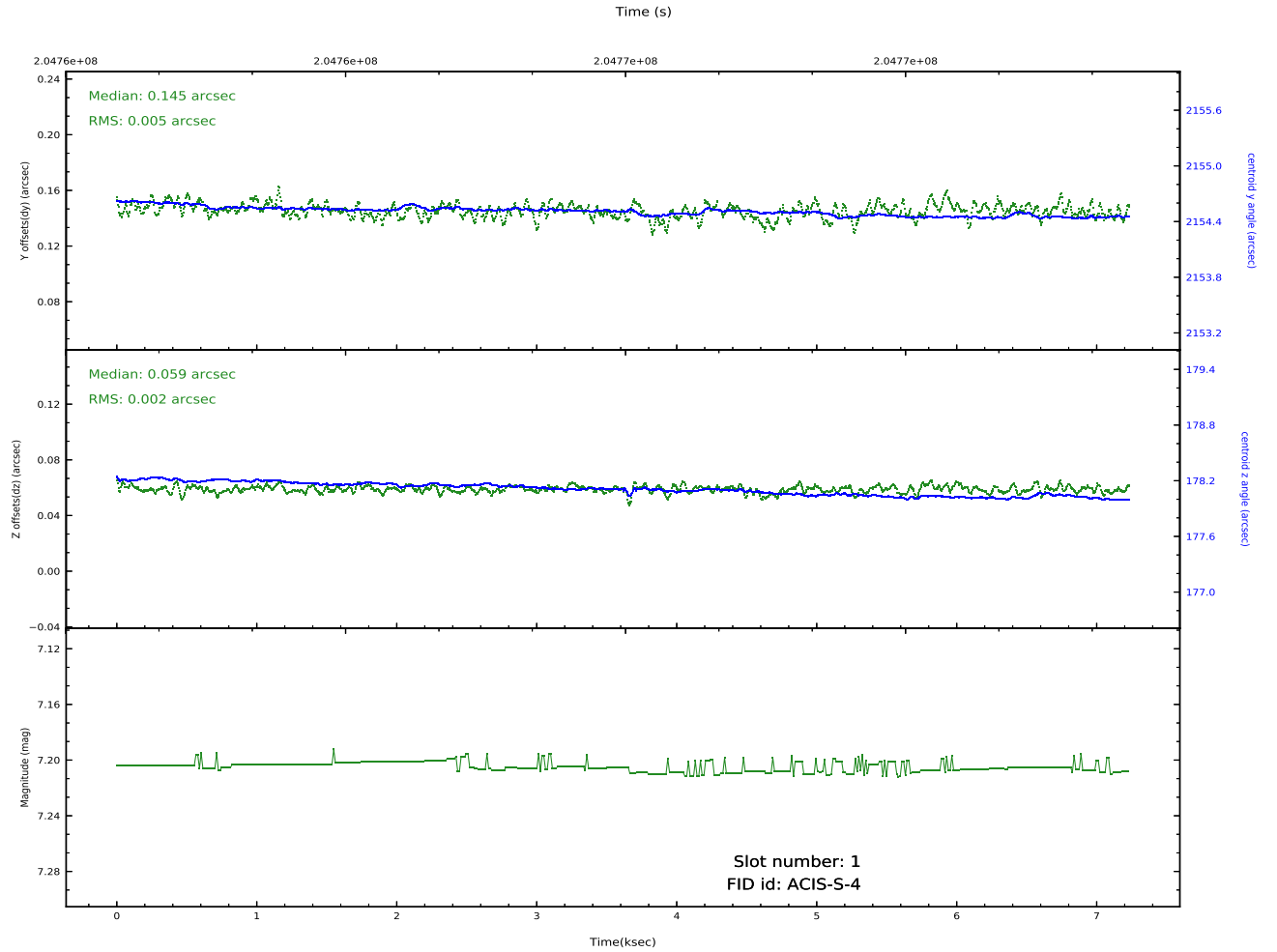
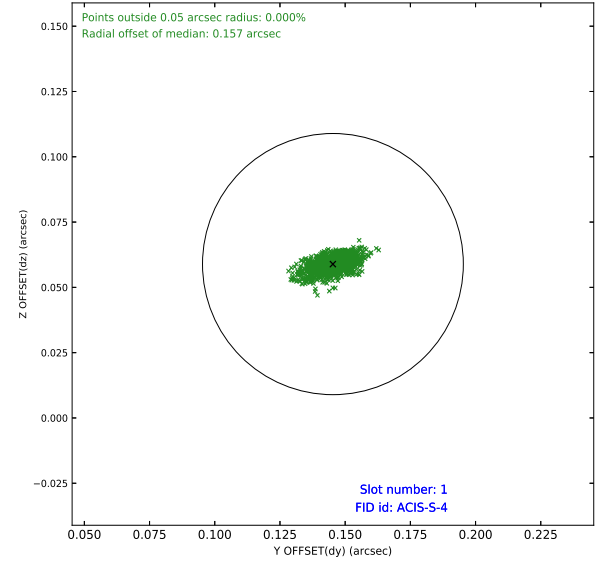
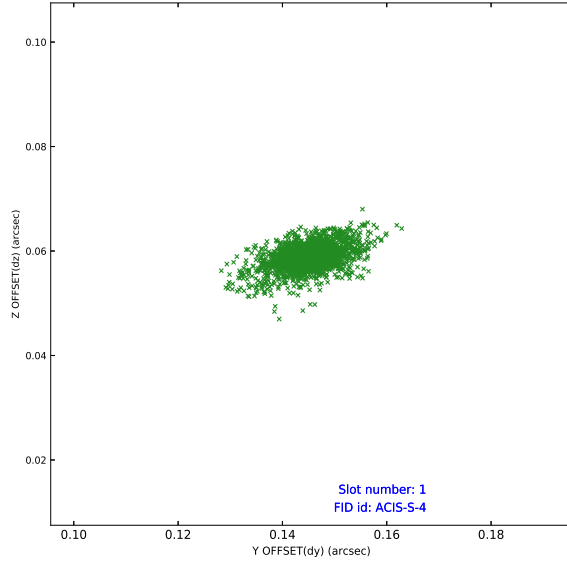


2.5 FID Slots

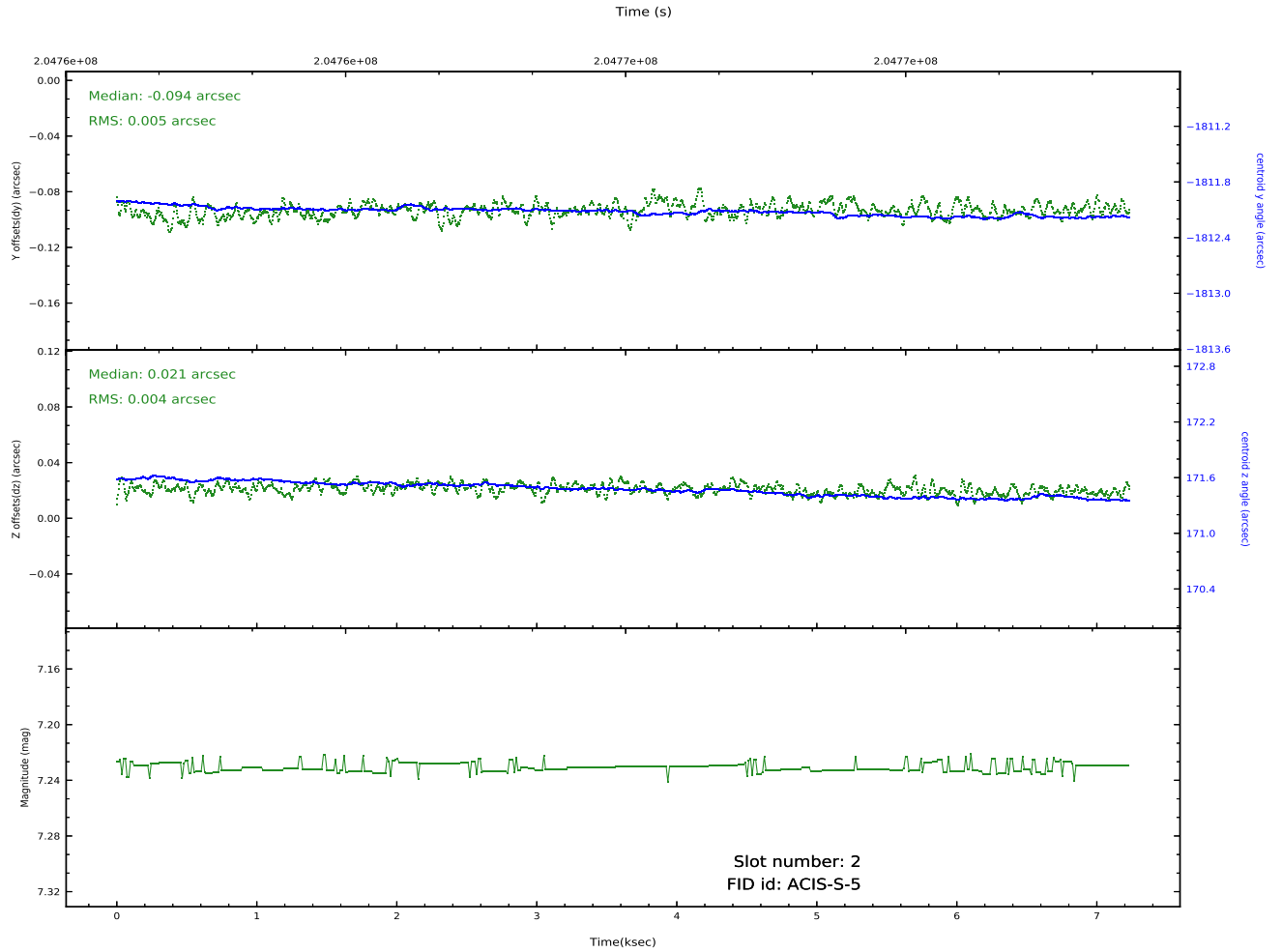
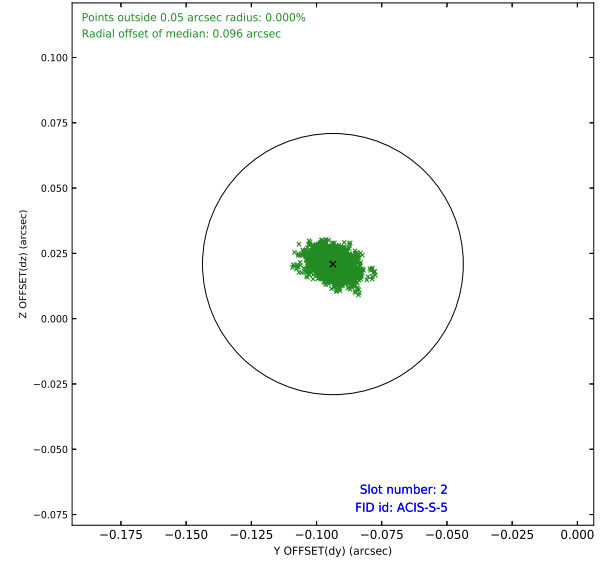
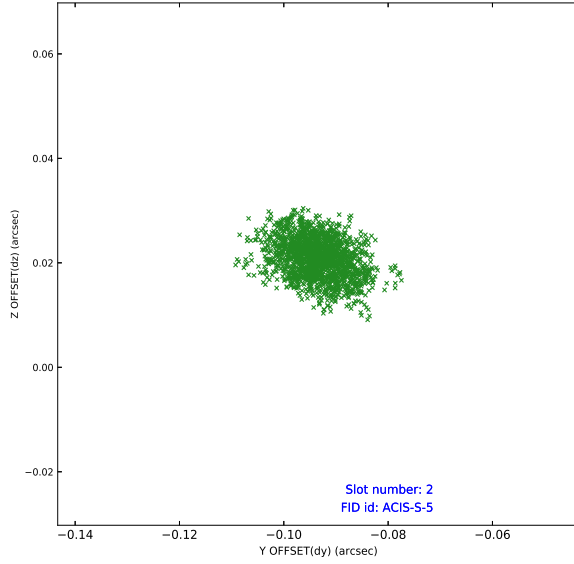
2.5.1 Slot 0



2.5.2 Slot 1



2.5.3 Slot 2



A Summary

A.1 Status

V&V Scientist	Beth Sundheim
V&V Date (YYYY-MM-DD)	2020.09.28
V&V Edition	1
V&V Disposition and Status	OK
V&V Charge Time	6.745

A.2 Comments