

V&V Reference Report

L2 ASCDS Version : 10.9.1

Observation 6260 - L2 Version 4
Chandra X-Ray Center

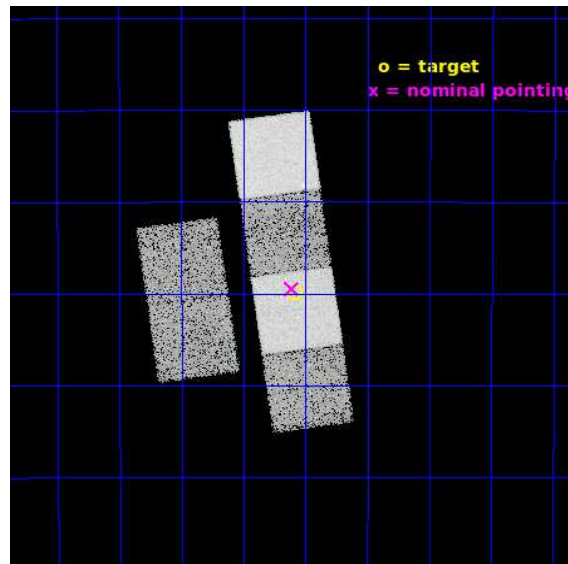
L2 Processing Date : Oct 8 2020

Contents

1	Front	2
2	OBI	3
2.1	OBI	3
2.1.1	Images	3
2.1.2	Bias	3
2.1.3	Parameters	4
2.1.4	Events	4
2.2	Compared Parameters	5
2.3	Aspect	6
2.4	Star Slots	9
2.4.1	Slot 3	9
2.4.2	Slot 4	10
2.4.3	Slot 5	11
2.4.4	Slot 6	12
2.4.5	Slot 7	13
2.5	FID Slots	14
2.5.1	Slot 0	14
2.5.2	Slot 1	15
2.5.3	Slot 2	16
A	Summary	17
A.1	Status	17
A.2	Comments	17

1 Front


seq_num	500600	Sequence number
obs_id	6260	Observation id
title	X-ray observation of a unique radio transient near the Galactic Center	Proposal title
observer	Dr Scott Hyman	Principal investigator
object	GCRT J1745-3009	Source name
dtcycle	0	
cycle	P	events from which exps? Prim/Second/Both
ra_targ	266.270833	Observer's specified target RA [deg]
dec_targ	-30.164444	Observer's specified target Dec [deg]
ra_nom	266.27744912241	Nominal RA [deg]
dec_nom	-30.157800556073	Nominal Dec [deg]
roll_nom	82.136374469518	Nominal Roll [deg]
revision	4	Processing version of data
ontime	10140.799962223	Sum of GTIs [s]
livetime	10012.391047044	Livetime [s]
ontime2	10140.799962223	Sum of GTIs [s]
ontime3	10140.799962223	Sum of GTIs [s]
ontime5	10140.799962223	Sum of GTIs [s]
ontime6	10140.799962223	Sum of GTIs [s]
ontime7	10140.799962223	Sum of GTIs [s]
ontime8	10140.799962223	Sum of GTIs [s]
l2events	128699	Number of level 2 events




2 OBI

2.1 OBI

2.1.1 Images



2.1.2 Bias



2.1.3 Parameters

obi_num	0	Obi number	sched_exp_time	10000.000000	[s] Scheduled observation exposure time
ascdsver	10.9.1	Processing system revision	ontime	10140.799962223	Sum of GTIs [s]
caldsver	4.9.2	 	ontime2	10140.799962223	Sum of GTIs [s]
date	2020-10-08T06:37:18	Date and time of file creation	ontime3	10140.799962223	Sum of GTIs [s]
revision	4	Processing version of data	ontime5	10140.799962223	Sum of GTIs [s]
			ontime6	10140.799962223	Sum of GTIs [s]
			ontime7	10140.799962223	Sum of GTIs [s]
			ontime8	10140.799962223	Sum of GTIs [s]
			l1events	568012	Number of level 1 events

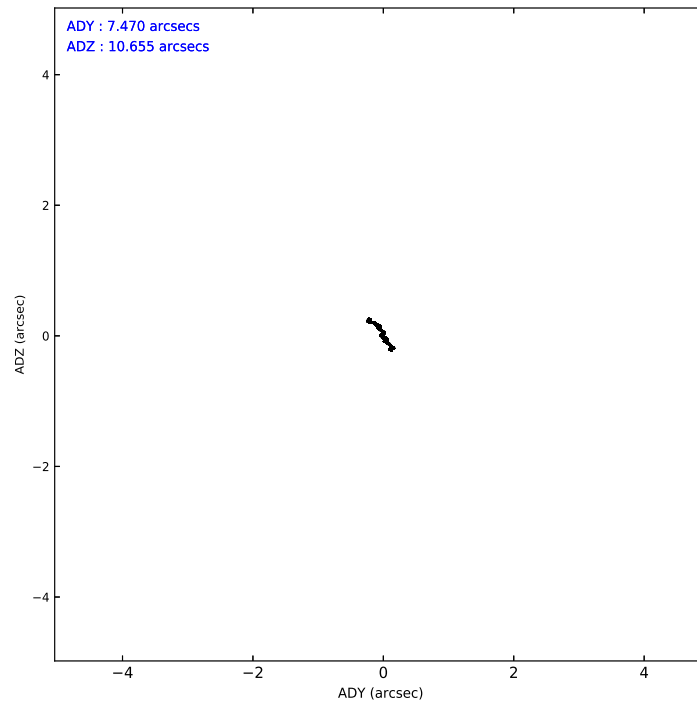
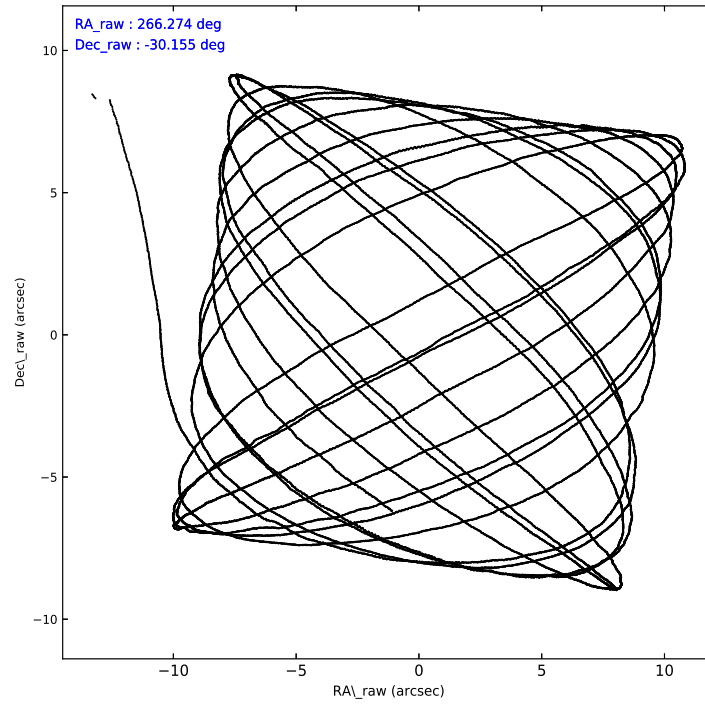
2.1.4 Events

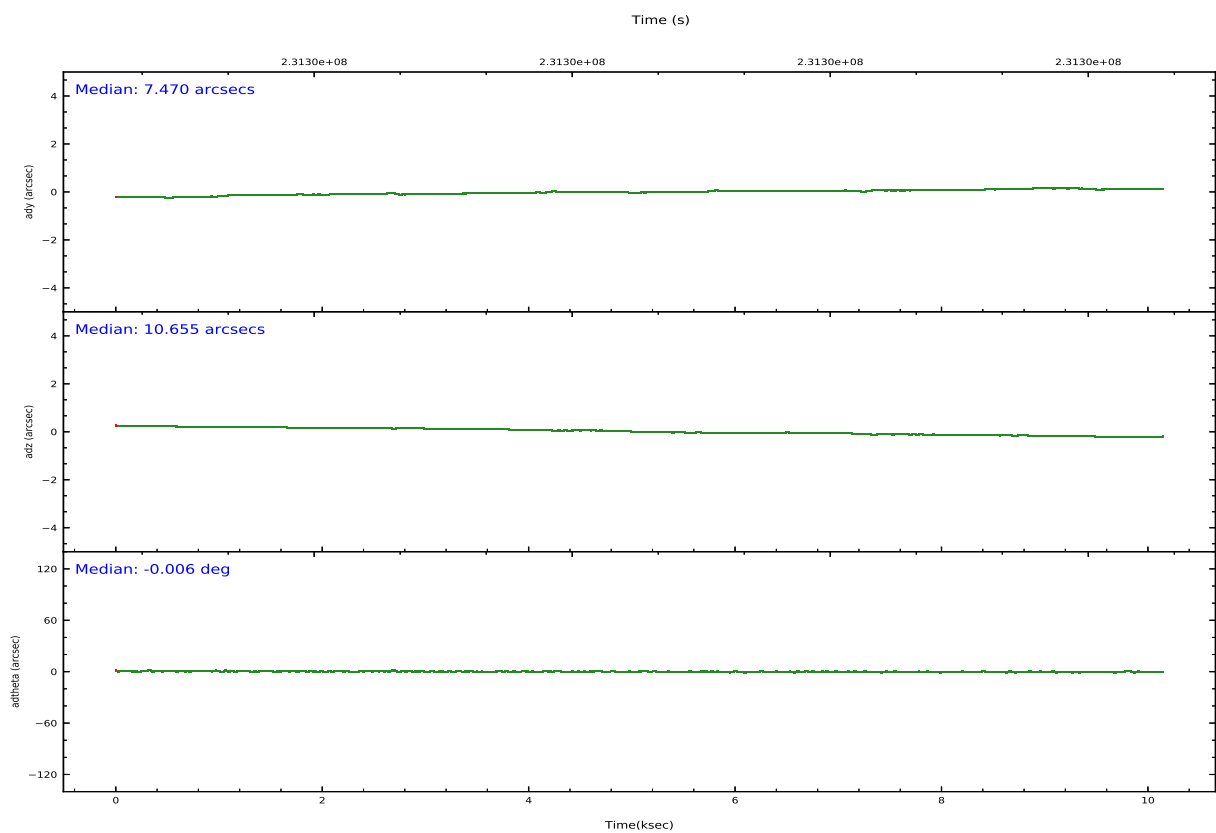
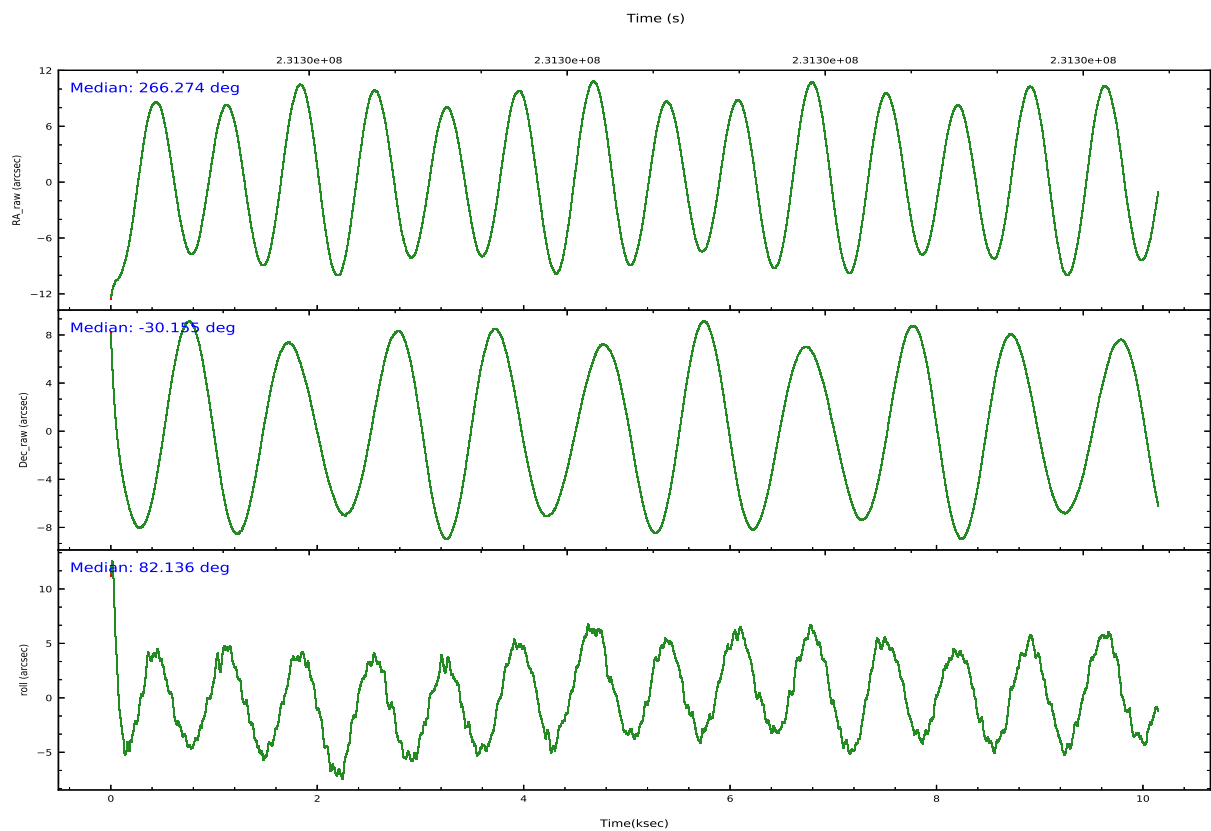
	ccd 2	ccd 3	ccd 5	ccd 6	ccd 7	ccd 8		ccd 2	ccd 3	ccd 5	ccd 6	ccd 7	ccd 8
level 1 events	80162	77122	123426	79172	105913	102217	grade 0 events	5062	4514	8942	4461	3816	7467
rejected events	69827	67605	65139	69097	61966	80307		6%	5%	7%	5%	3%	7%
rejected %	87%	87%	52%	87%	58%	78%	grade 1 events	68	56	151	56	110	74
								0%	0%	0%	0%	0%	0%
							grade 2 events	2074	1795	17735	2105	8923	4817
								2%	2%	14%	2%	8%	4%
							grade 3 events	939	920	2151	873	4040	2317
								1%	1%	1%	1%	3%	2%
							grade 4 events	905	902	2147	892	4024	2130
								1%	1%	1%	1%	3%	2%
							grade 5 events	3059	3378	8872	3658	10061	4633
								3%	4%	7%	4%	9%	4%
							grade 6 events	1574	1563	28534	1961	24067	5700
								1%	2%	23%	2%	22%	5%
							grade 7 events	66481	63994	54894	65166	50872	75079
								82%	82%	44%	82%	48%	73%

2.2 Compared Parameters

Parameter	Planned	Actual	Parameter	Planned	Actual
Instrument	ACIS	ACIS	Obspar version number	8	8
Detector	ACIS-235678	ACIS-235678	Obspar file type	PREDICTED	ACTUAL
Grating	NONE	NONE	Obspar update status	NONE	UPDATED
Data mode	FAINT	FAINT	Number of optional ACIS chips dropped	0	0
Observation mode	POINTING	POINTING	On-chip summing requested	N	N
[deg] Pointing RA	266.286540	266.27744912241	Subarray requested	NONE	NONE
[deg] Pointing Dec	-30.180326	-30.157800556073	Alternating exposures requested	N	N
[deg] Pointing Roll	81.987526	82.136374469518	[s] Primary exposure time	0.000000	3.2
[mm] SIM focus pos	-0.684267	-0.6828225247311905			
[mm] SIM defocus	0	0.001444936568705701			
[mm] SIM translation stage pos	-190.132523	-190.1400660498719			
[mm] SIM translation stage offset	0	0.00754346686406393			
[s] Observation start time (MET)	231295726.184000	231294569.76919			
Observation start date	2005-05-01T00:47:42	2005-05-01T00:29:29			
[s] Observation end time (MET)	231305726.184000	231307189.05726			
Observation end date	2005-05-01T03:34:22	2005-05-01T03:59:49			
Read mode	TIMED	TIMED			

2.3 Aspect



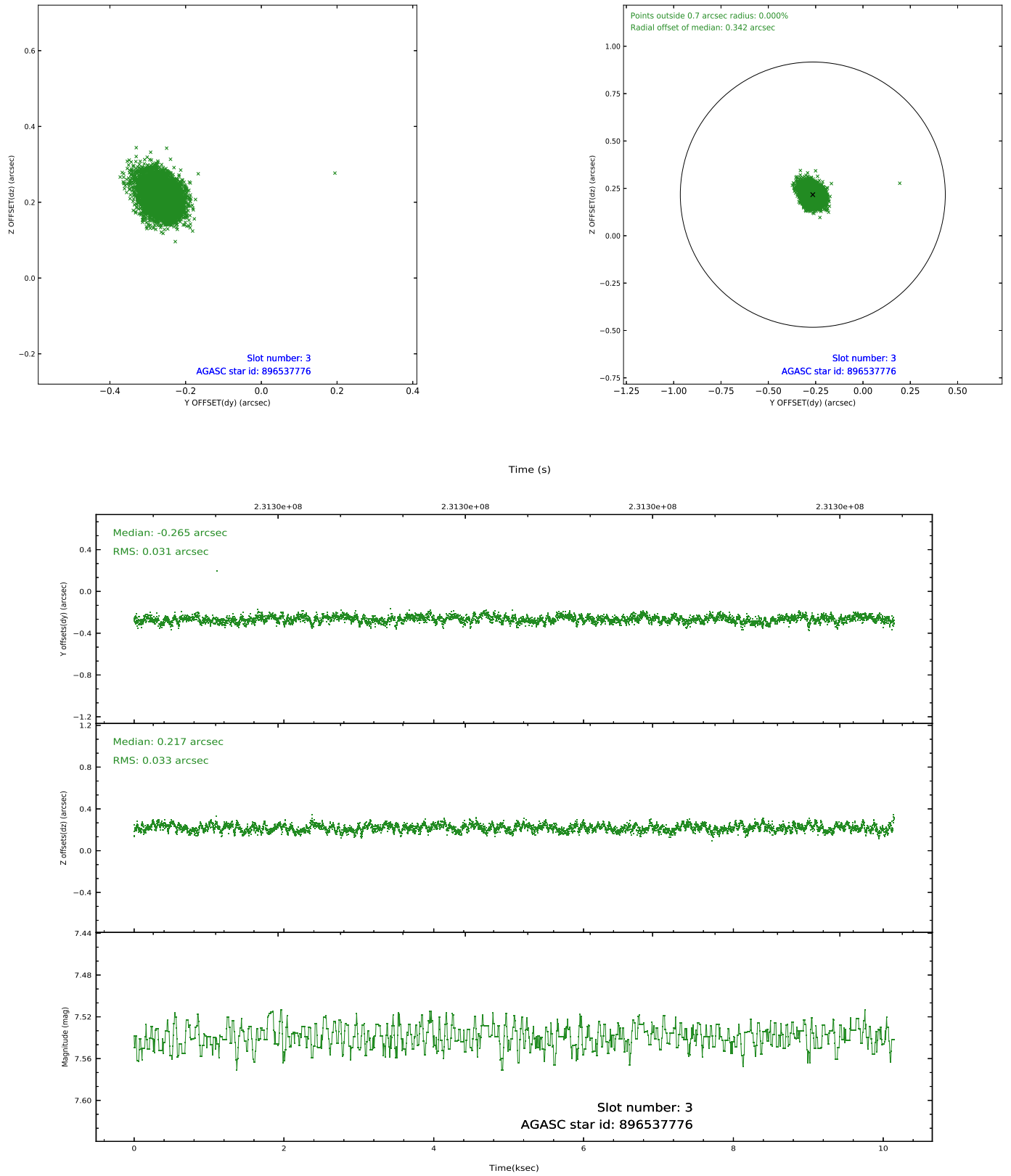


Slot Statistics

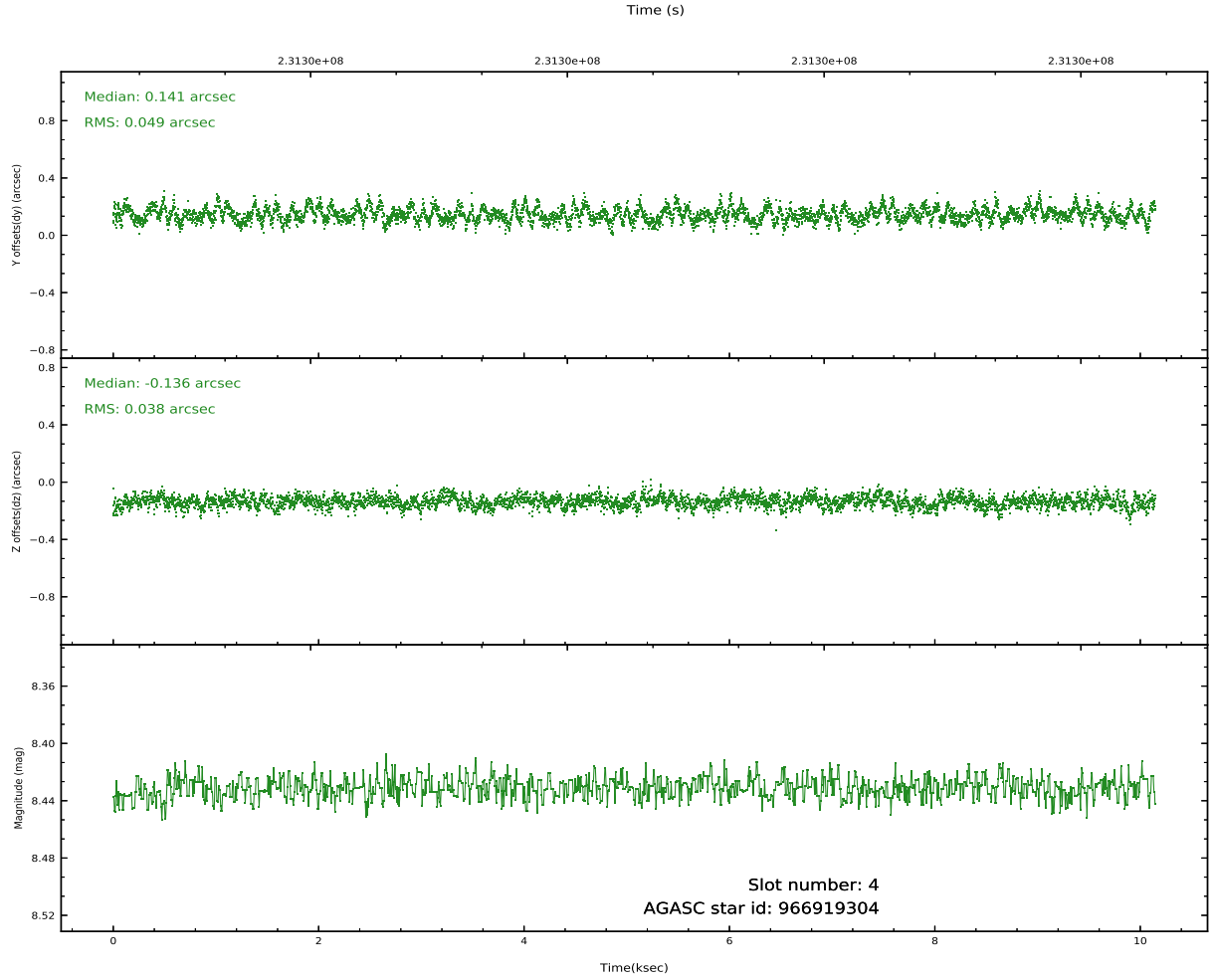
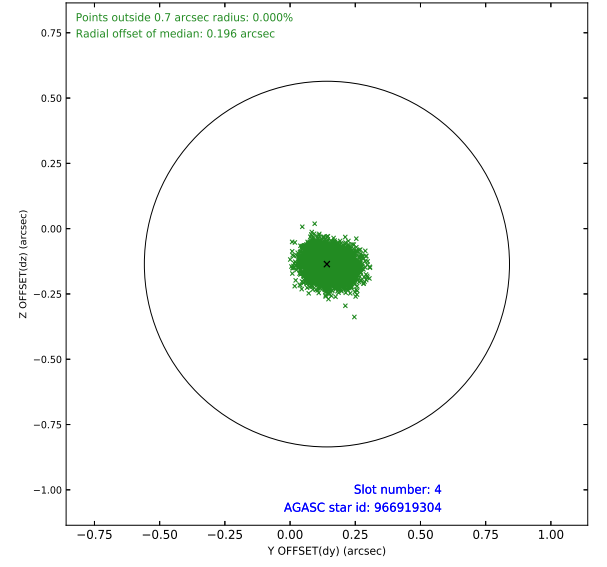
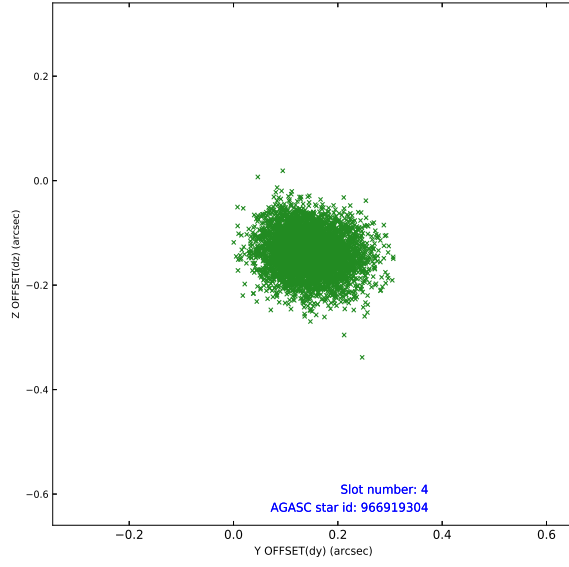
pt	status	used	id	mag	n_pts	frac_pts	med_dy	med_dz	dr1	dr2	ra	dec	mean_y	mea
0	FID		ACIS-S-2	7.10	2476	1.000	-0.079	-0.056	0.007	0.011	0.000000	0.000000	-760.23	-1732
1	FID		ACIS-S-4	7.20	2476	1.000	0.157	0.053	0.006	0.011	0.000000	0.000000	2152.97	176
2	FID		ACIS-S-5	7.23	2475	1.000	-0.110	0.011	0.007	0.013	0.000000	0.000000	-1812.51	170
3	GUIDE	used	896537776	7.54	4950	1.000	-0.265	0.217	0.048	0.078	266.655684	-29.665673	1993.81	-884
4	GUIDE	used	966919304	8.43	4949	1.000	0.141	-0.136	0.066	0.108	265.660763	-30.717261	-2188.91	1647
5	GUIDE	used	966920024	8.86	4940	1.000	0.168	-0.227	0.084	0.134	265.515080	-30.492187	-1453.77	2212
6	GUIDE	used	966924920	8.08	4949	1.000	0.043	-0.035	0.064	0.100	265.875401	-30.176961	-168.98	1268
7	GUIDE	used	966923896	8.96	4949	1.000	-0.089	0.184	0.075	0.123	267.026258	-30.213470	195.52	-2295

2.4 Star Slots

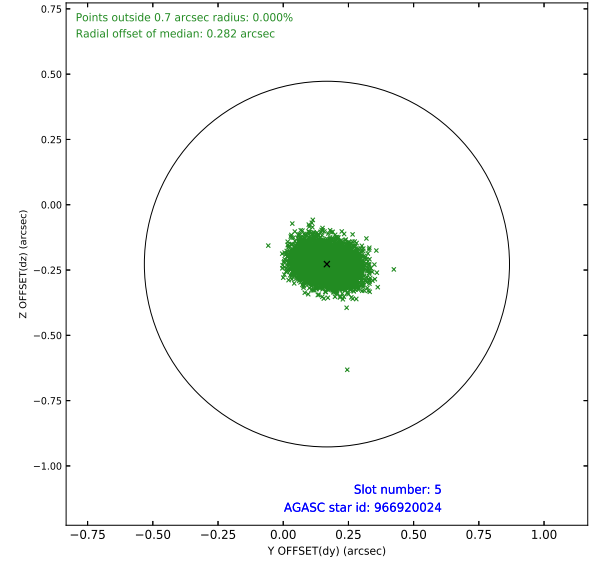
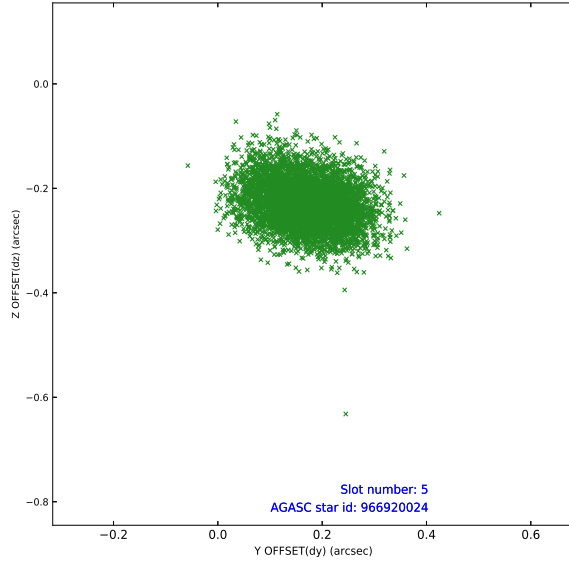
2.4.1 Slot 3



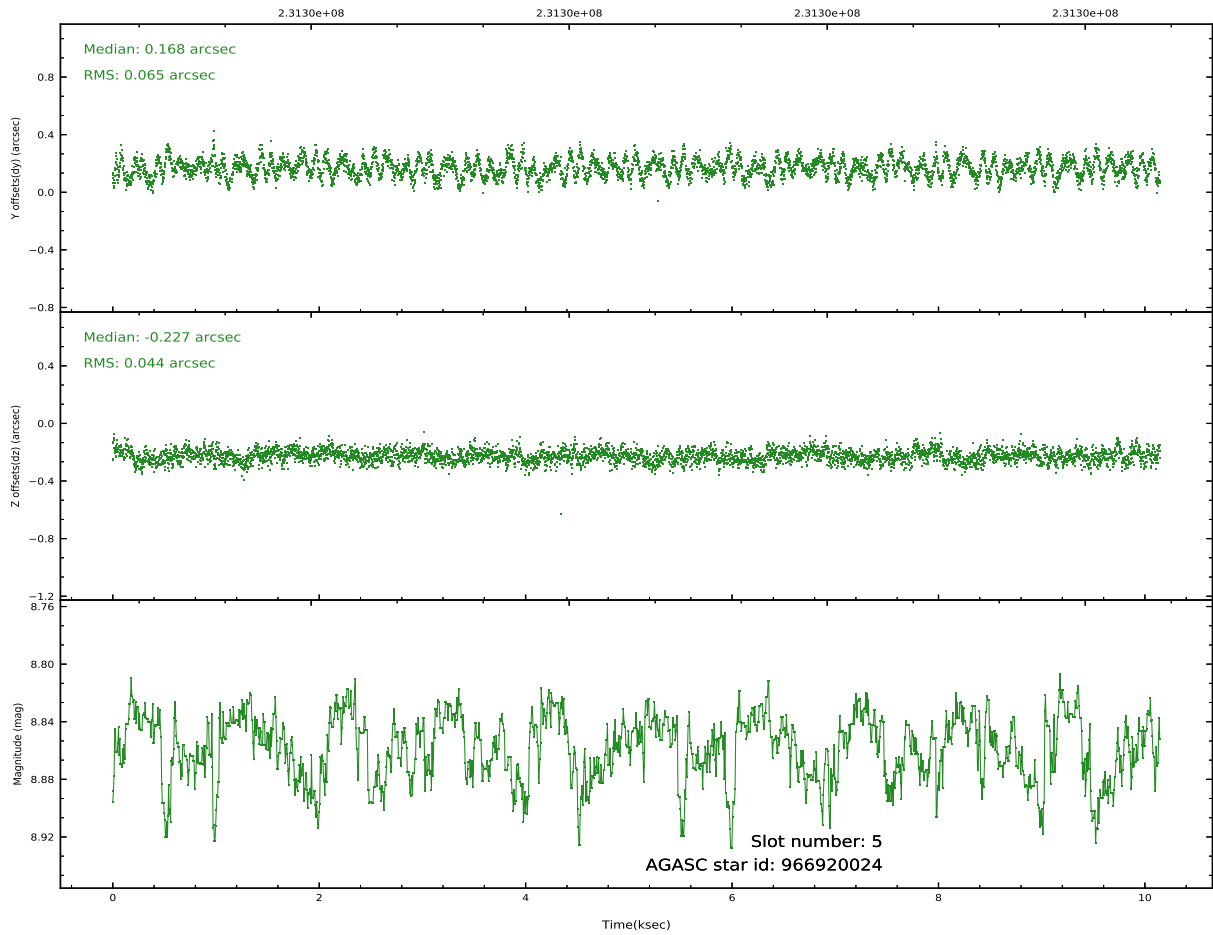
2.4.2 Slot 4



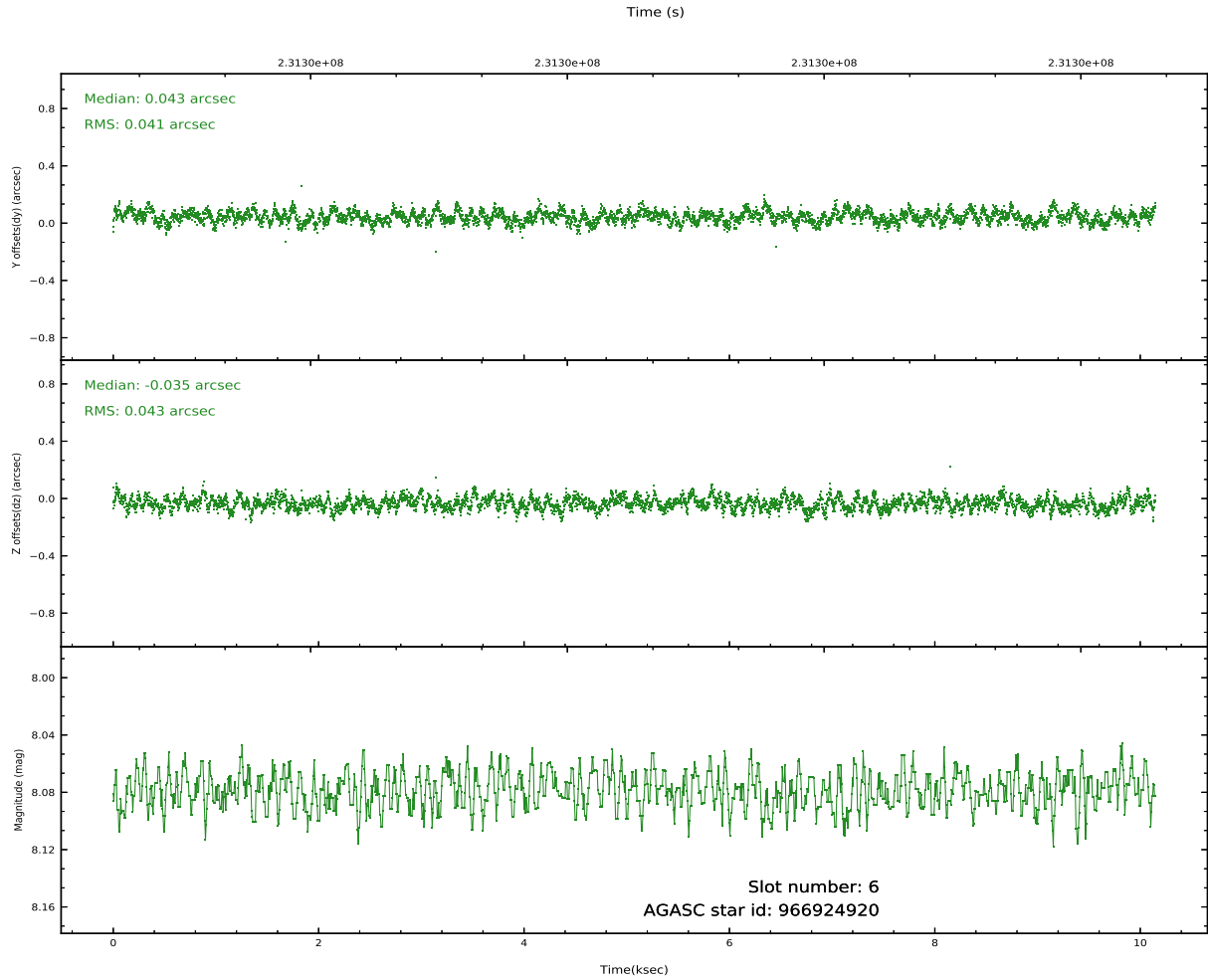
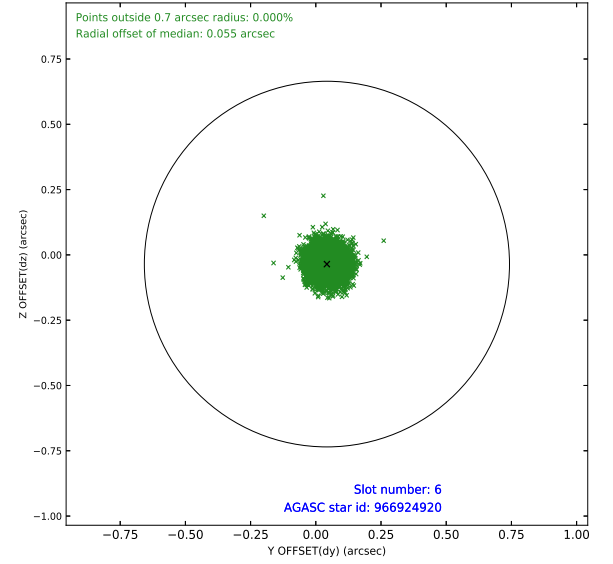
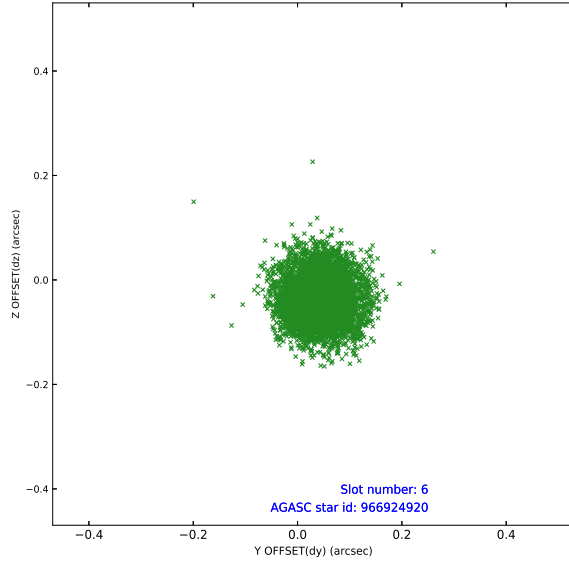
2.4.3 Slot 5



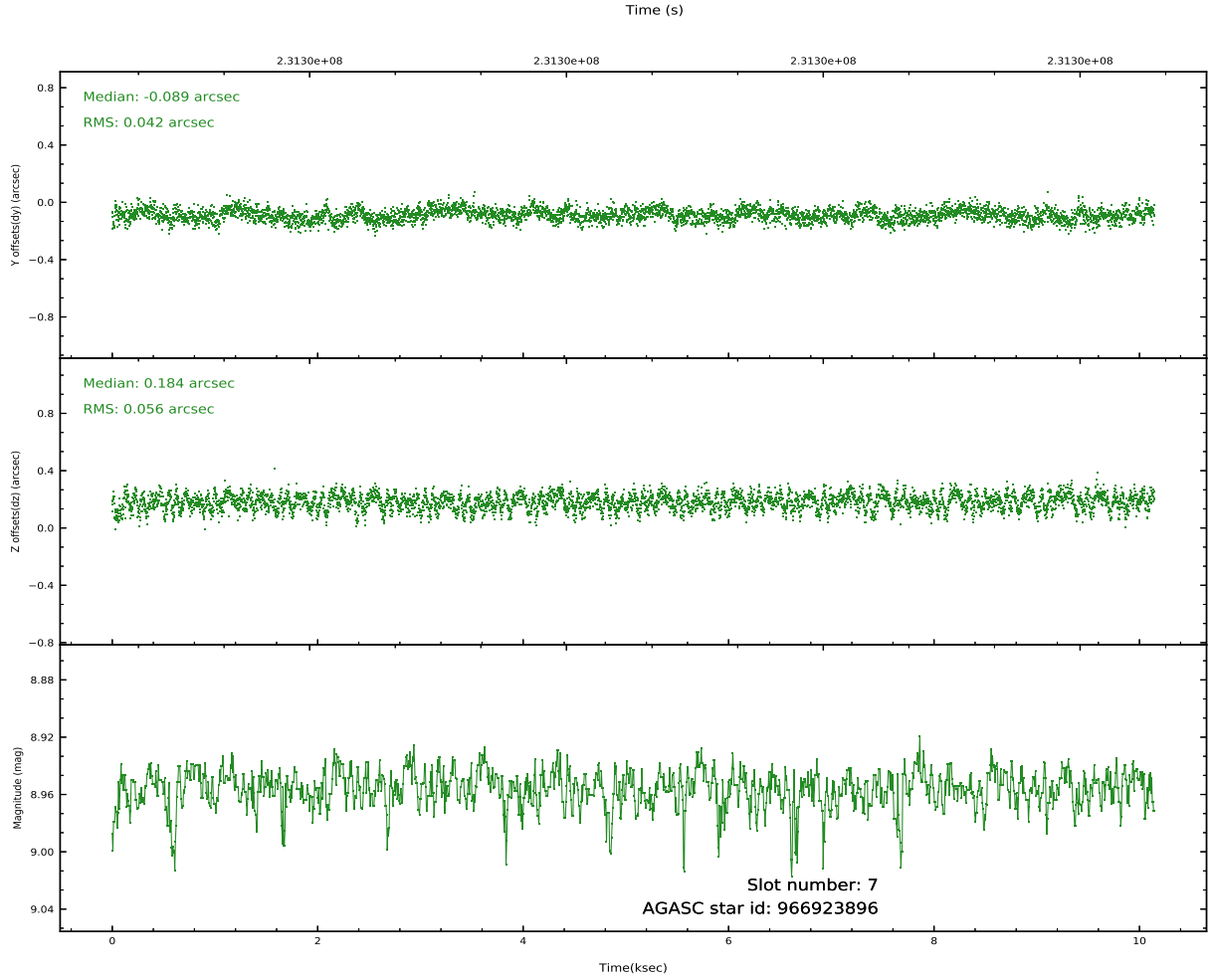
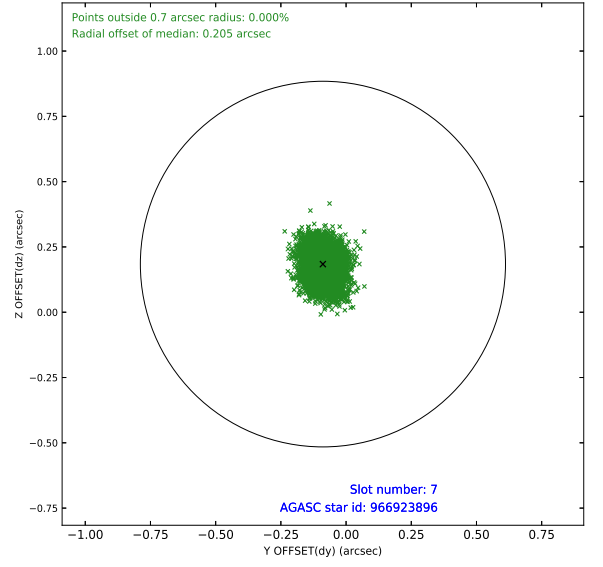
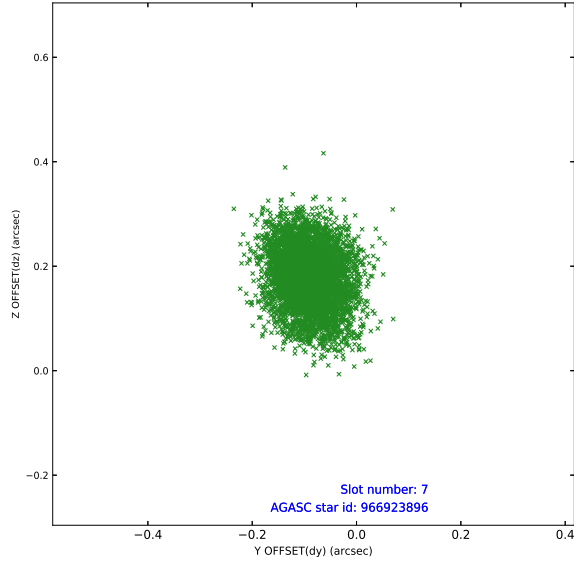
Time (s)



2.4.4 Slot 6

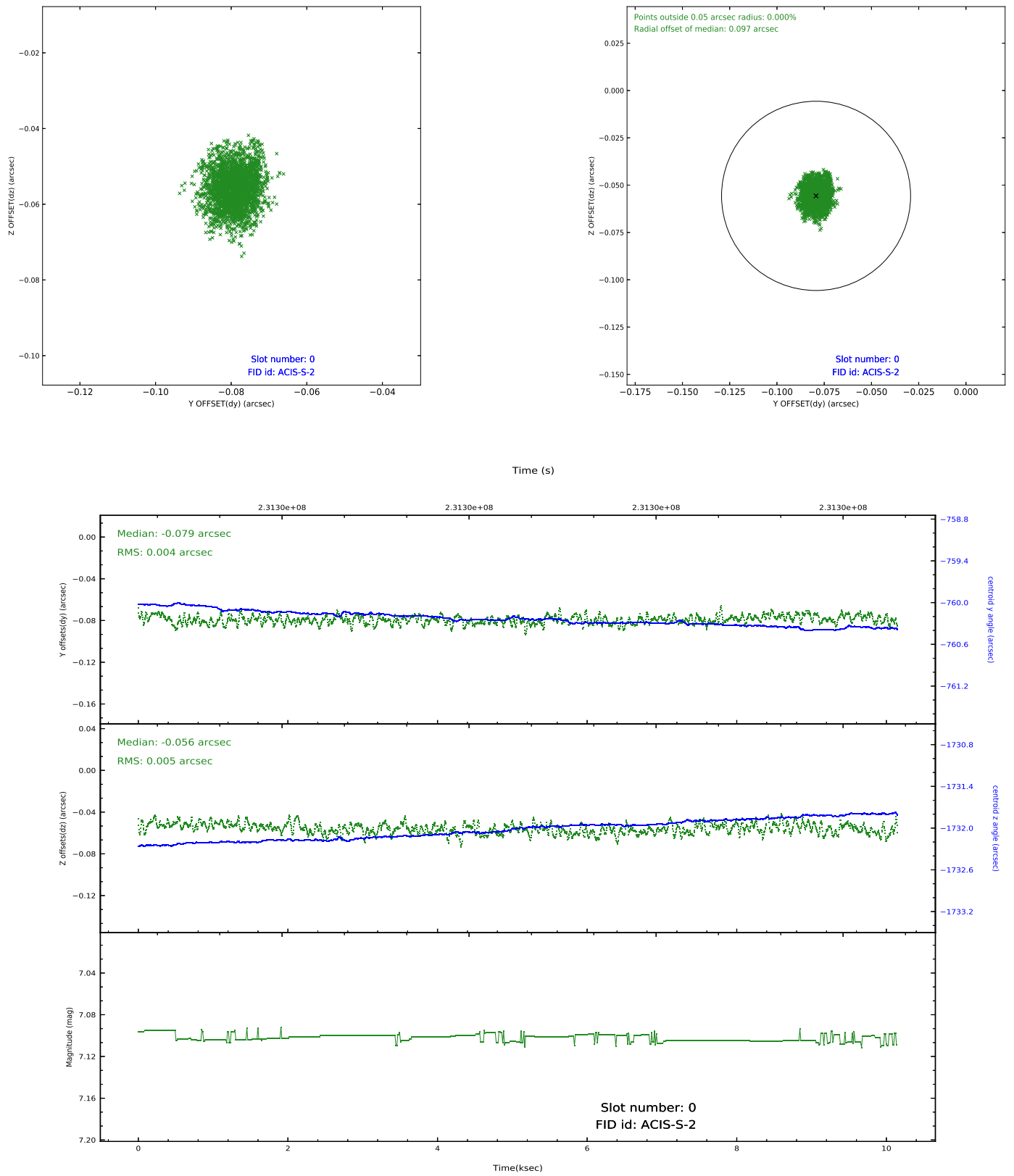


2.4.5 Slot 7

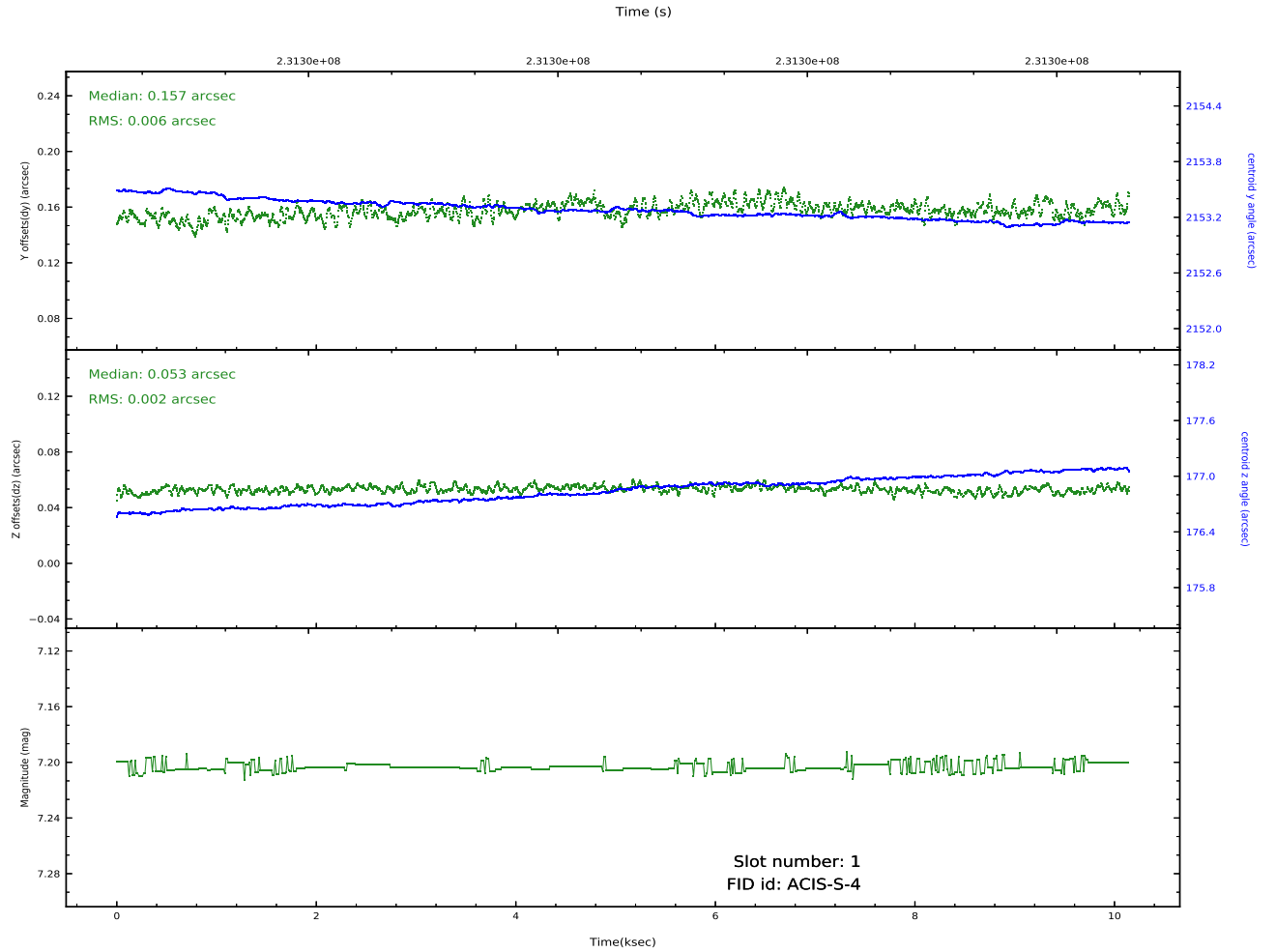
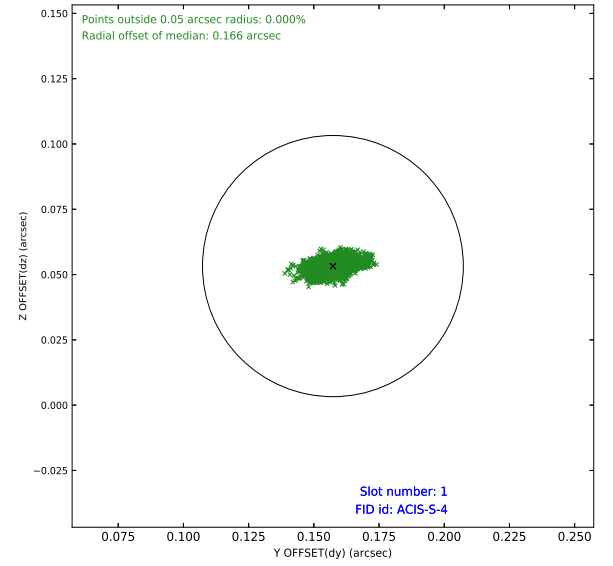
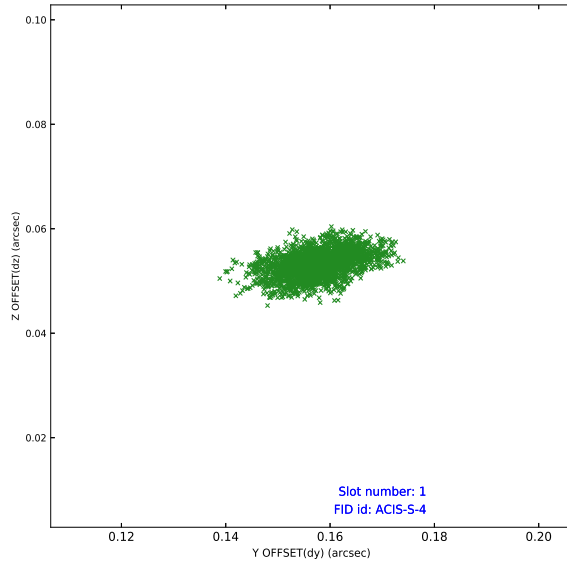


2.5 FID Slots

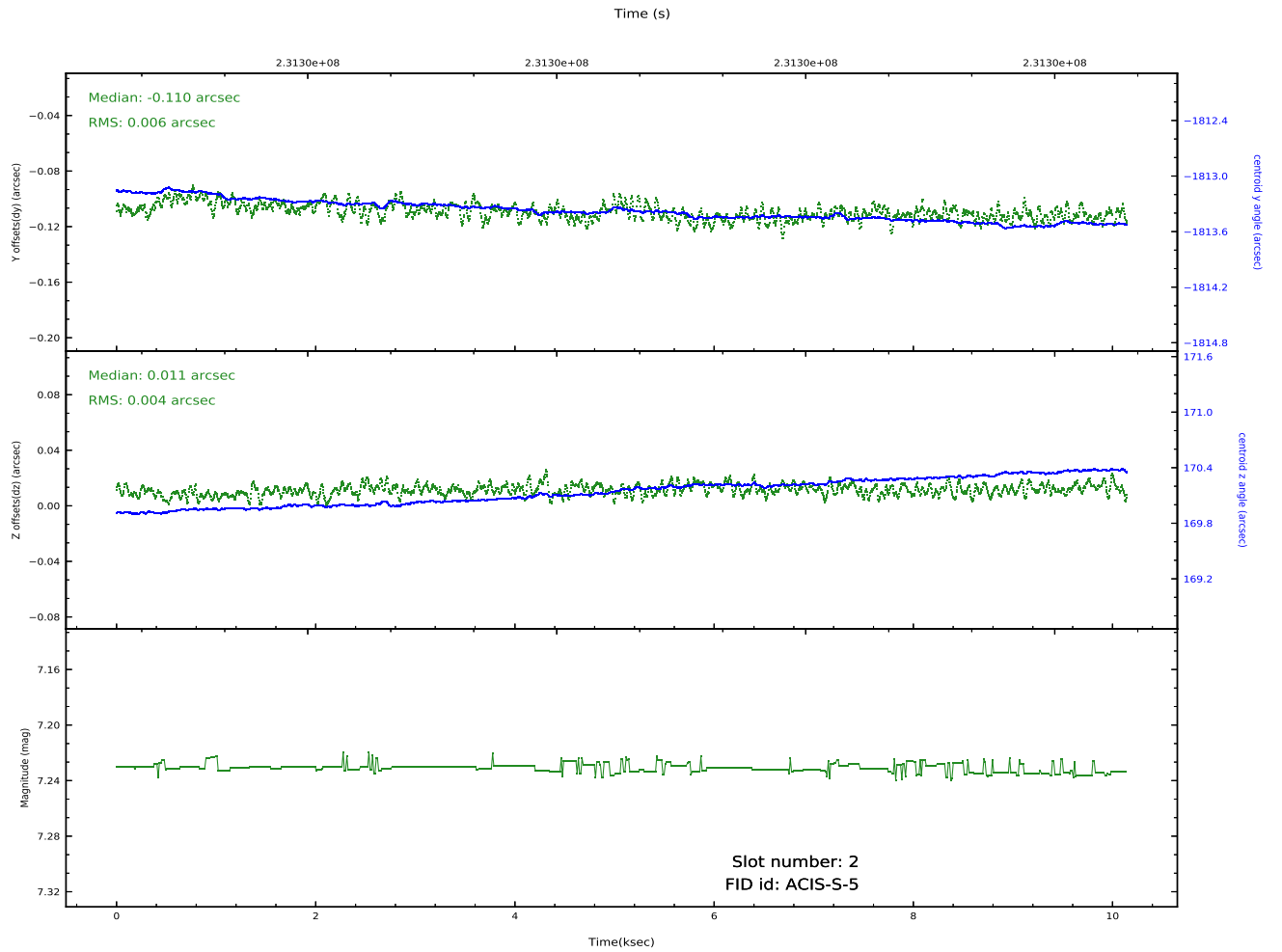
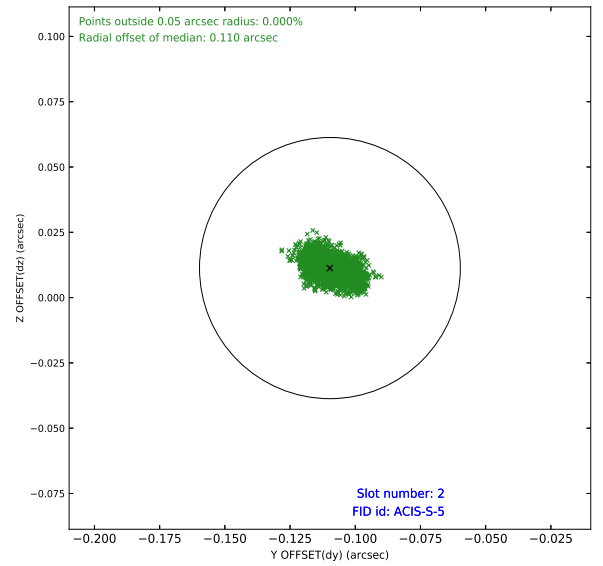
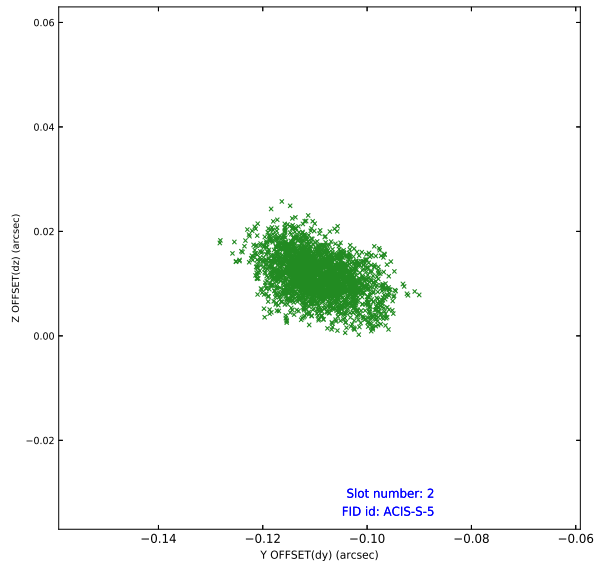
2.5.1 Slot 0



2.5.2 Slot 1



2.5.3 Slot 2



A Summary

A.1 Status

V&V Scientist	Beth Sundheim
V&V Date (YYYY-MM-DD)	2020.10.09
V&V Edition	1
V&V Disposition and Status	OK
V&V Charge Time	10.14079

A.2 Comments