

V&V Reference Report

L2 ASCDS Version : 7.6.7.2

Observation 4569 - L2 Version 3
Chandra X-Ray Center

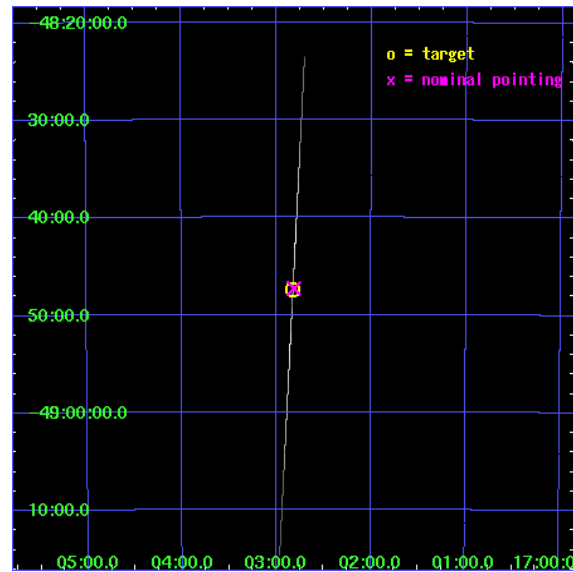
L2 Processing Date : Apr 24 2008

Contents

1	Front	2
2	OBI	3
2.1	OBI	3
2.1.1	Images	3
2.1.2	Parameters	4
2.1.3	Events	4
2.2	Compared Parameters	5
2.3	Aspect	6
2.4	Star Slots	9
2.4.1	Slot 3	9
2.4.2	Slot 4	10
2.4.3	Slot 5	11
2.4.4	Slot 6	12
2.4.5	Slot 7	13
2.5	FID Slots	14
2.5.1	Slot 0	14
2.5.2	Slot 1	15
2.5.3	Slot 2	16
3	Gratings	17
3.1	HEG Arm	17
3.2	MEG Arm	19
A	Summary	21
A.1	Status	21
A.2	Comments	21

1 Front


seq_num	400352
obs_id	4569
title	Resolving Relativistic Effects and the Accretion Flow Geometry of a Black Hole in Outburst
observer	Dr Jon Miller
object	GX 339-4
ra_targ	255.70625
dec_targ	-48.789722
ra_nom	255.70361948955
dec_nom	-48.788322298028
roll_nom	272.86738179846
revision	3
ontime	50096.75
livetime	49901.059570312
ontime4	50096.75
ontime5	50096.75
ontime6	50096.75
ontime7	50096.75
ontime8	50096.75
ontime9	50096.75
l2events	13172856



2 OBI

2.1 OBI

2.1.1 Images



2.1.2 Parameters

obi_num	1
ascdsver	7.6.11.6
caldsver	3.4.4
date	2008-04-11T22:44:29
revision	3

sched_exp_time	50000.000000
ontime	50096.75
ontime4	50096.75
ontime5	50096.75
ontime6	50096.75
ontime7	50096.75
ontime8	50096.75
ontime9	50096.75
l1events	14307418

2.1.3 Events

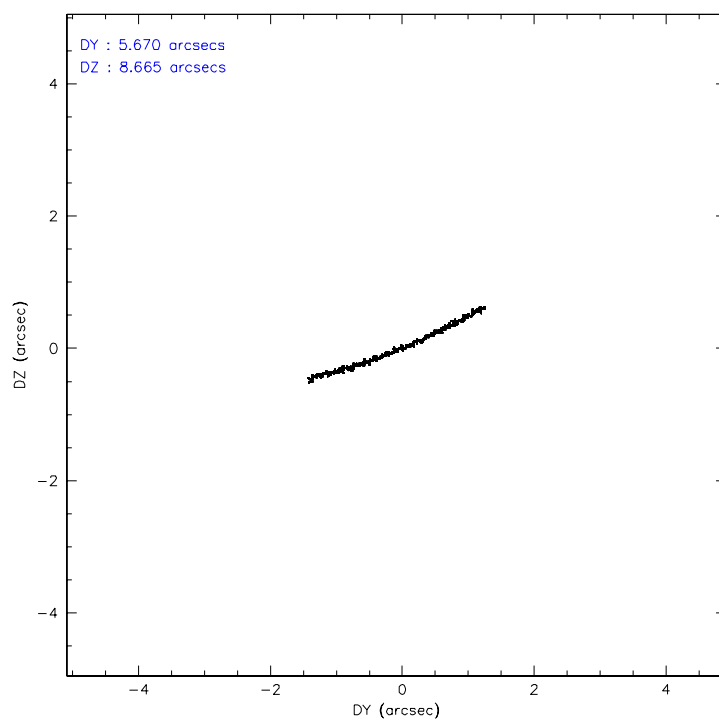
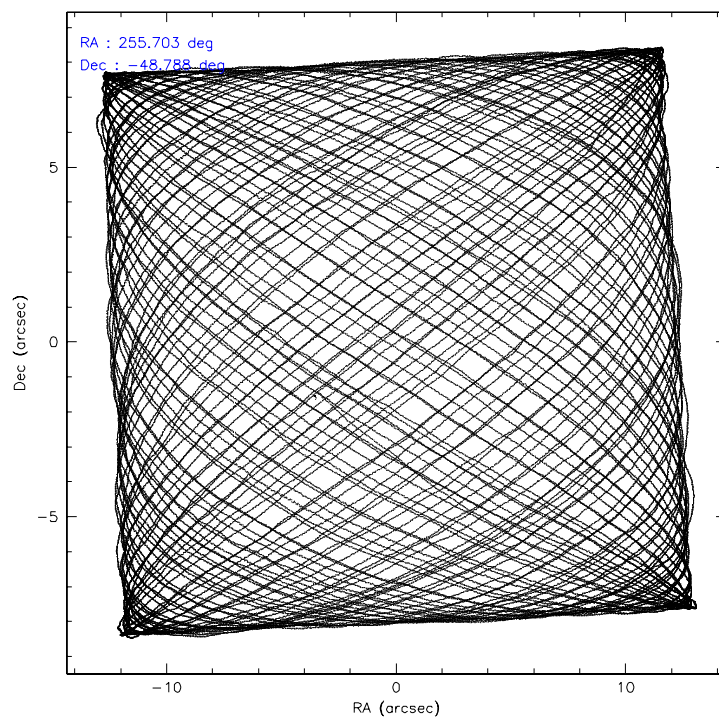
	ccd 4	ccd 5	ccd 6	ccd 7	ccd 8	ccd 9
level 1 events	254187	1710790	4794000	4642957	2502857	402627
rejected events	13367	45738	43352	84220	31967	17578
rejected %	5%	2%	0%	1%	1%	4%

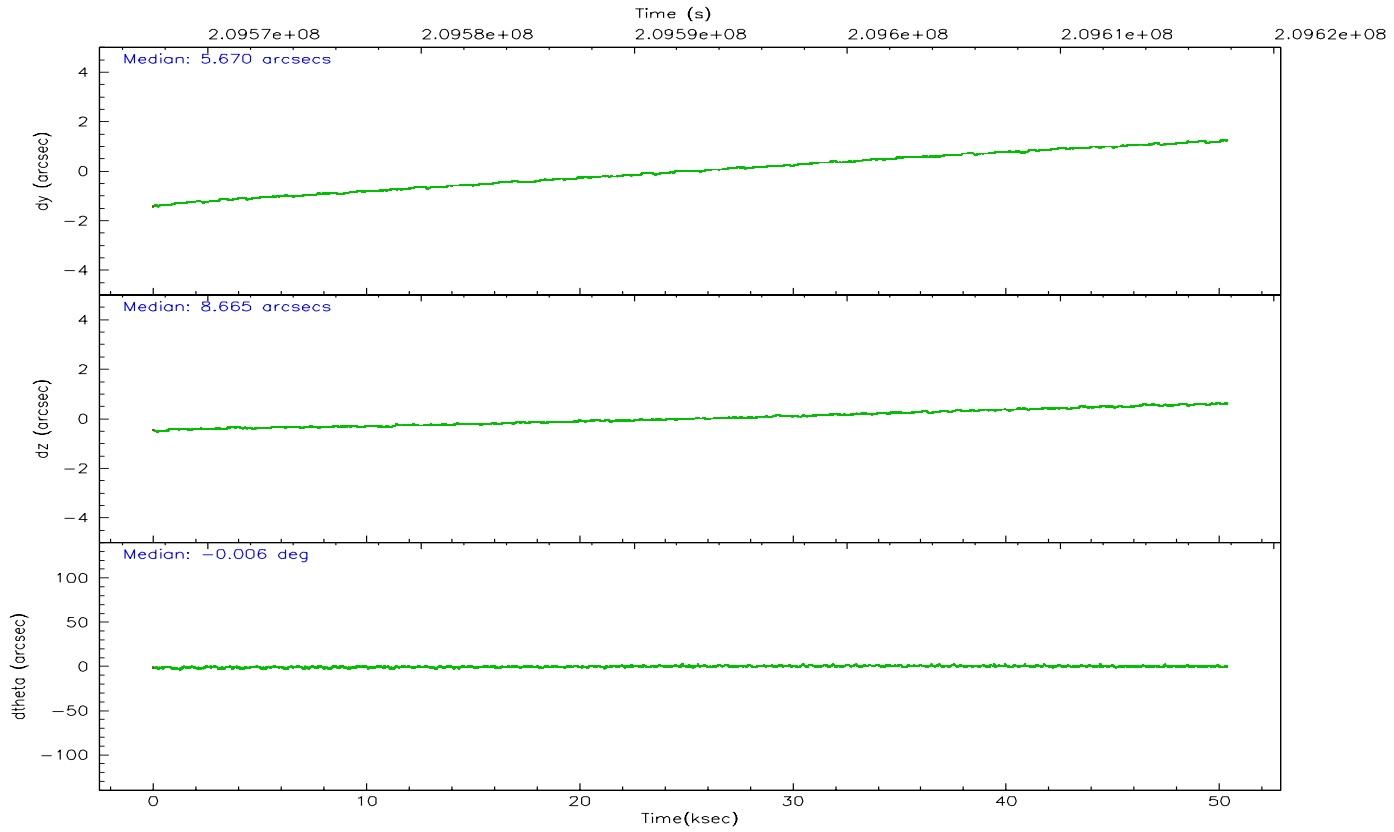
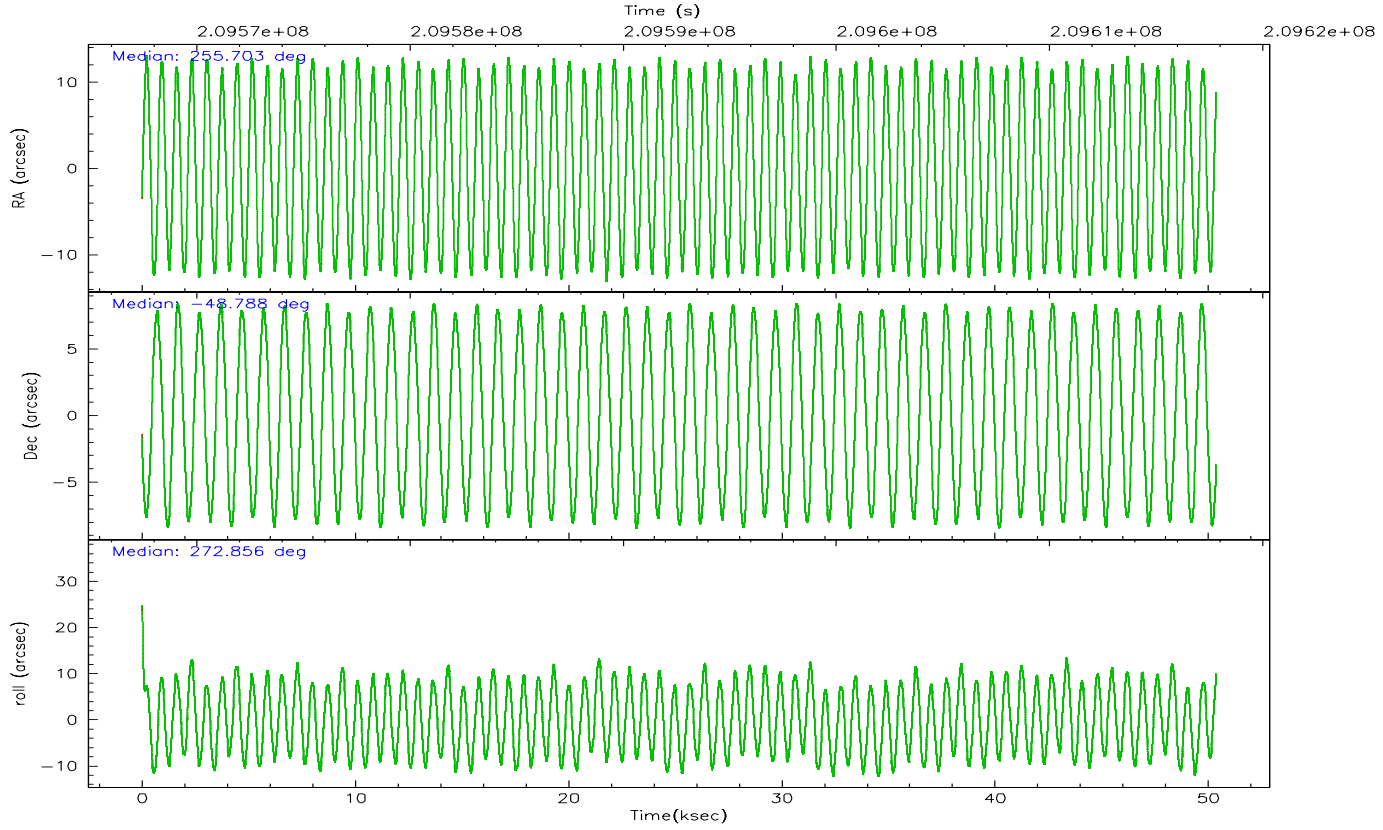
	ccd 4	ccd 5	ccd 6	ccd 7	ccd 8	ccd 9
grade 0 events	16828	333691	1971536	940606	1639348	57548
	6%	19%	41%	20%	65%	14%
grade 1 events	210	620	5242	5967	4388	419
	0%	0%	0%	0%	0%	0%
grade 2 events	181685	696735	2351733	1336198	604093	272512
	71%	40%	49%	28%	24%	67%
grade 3 events	8510	94233	88678	453643	71054	9154
	3%	5%	1%	9%	2%	2%
grade 4 events	8619	93040	88454	448946	70408	9771
	3%	5%	1%	9%	2%	2%
grade 5 events	13139	45030	37869	77979	27432	17128
	5%	2%	0%	1%	1%	4%
grade 6 events	25196	447441	250488	1379618	86134	36095
	9%	26%	5%	29%	3%	8%
grade 7 events	0	0	0	0	0	0
	0%	0%	0%	0%	0%	0%

2.2 Compared Parameters

Parameter	Planned	Actual	Parameter	Planned	Actual
Instrument	ACIS	ACIS	Obspar format version number	6	6
Detector	ACIS-456789	ACIS-456789	Obspar file type	PREDICTED	ACTUAL
Grating	HETG	HETG	Obspar update status	NONE	UPDATED
Data mode	CC33_GRADED	CC33_GRADED	On-chip summing requested	N	N
Observation mode	POINTING	POINTING	Subarray requested	NONE	NONE
Pointing RA	255.680714	255.7036194895497	Alternating exposures requested	N	N
Pointing Dec	-48.765654	-48.78832229802802	Primary exposure time	0.000000	0
Pointing Roll	272.693522	272.867381798458			
SIM focus pos (mm)	-0.684267	-0.6828225247311905			
SIM defocus (mm)	0	0.001444936568705701			
SIM translation stage pos (mm)	-182.632523	-182.6398635053184			
SIM translation stage offset (mm)	-7.5	-7.49265907768941			
Observation start time	209567805.184000	209567090.80316			
Observation start date	2004-08-22T13:15:41	2004-08-22T13:04:50			
Observation end time	209617805.184000	209618782.06796			
Observation end date	2004-08-23T03:09:01	2004-08-23T03:26:22			
Read mode	CONTINUOUS	CONTINUOUS			

2.3 Aspect



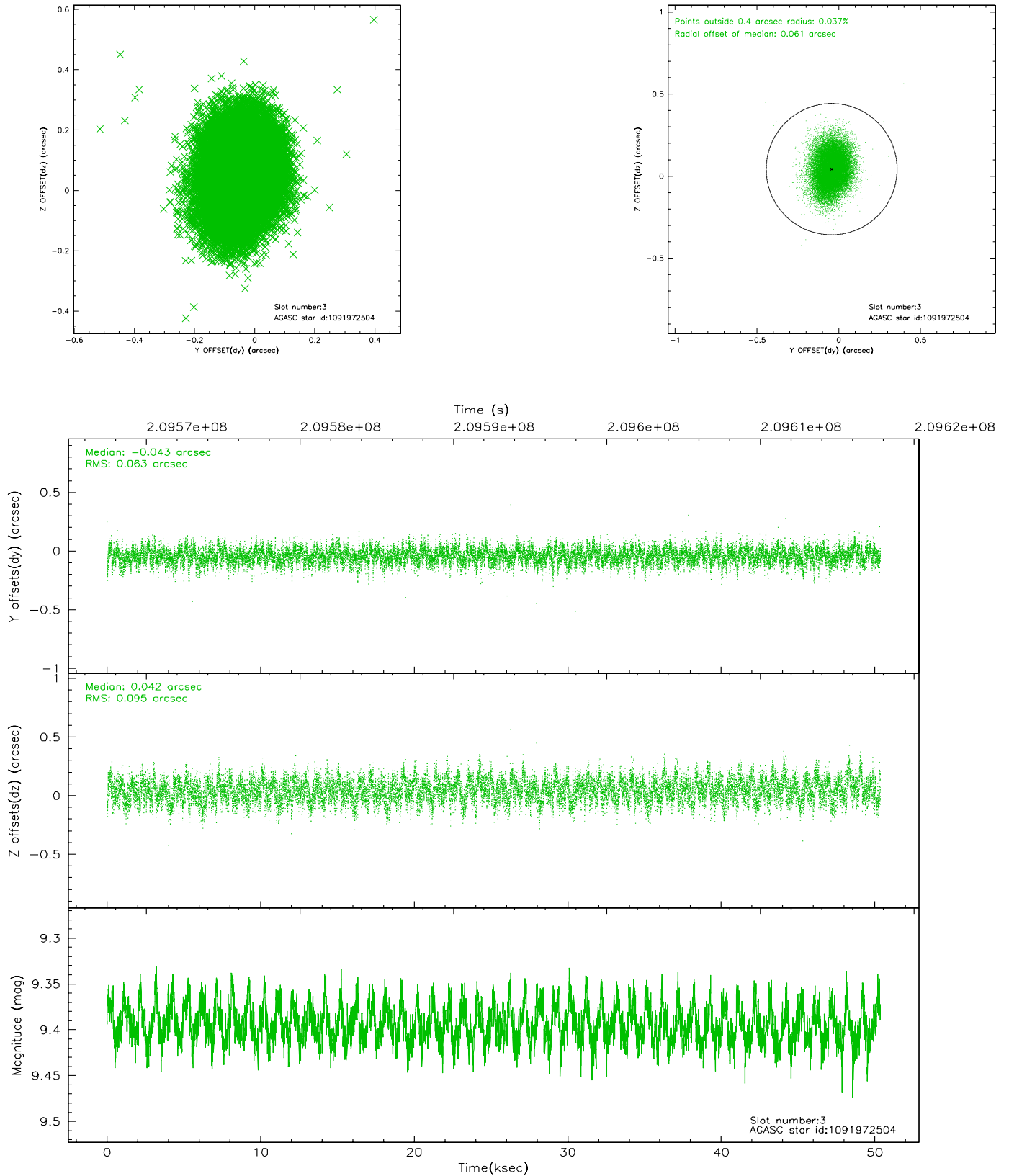


Slot Statistics

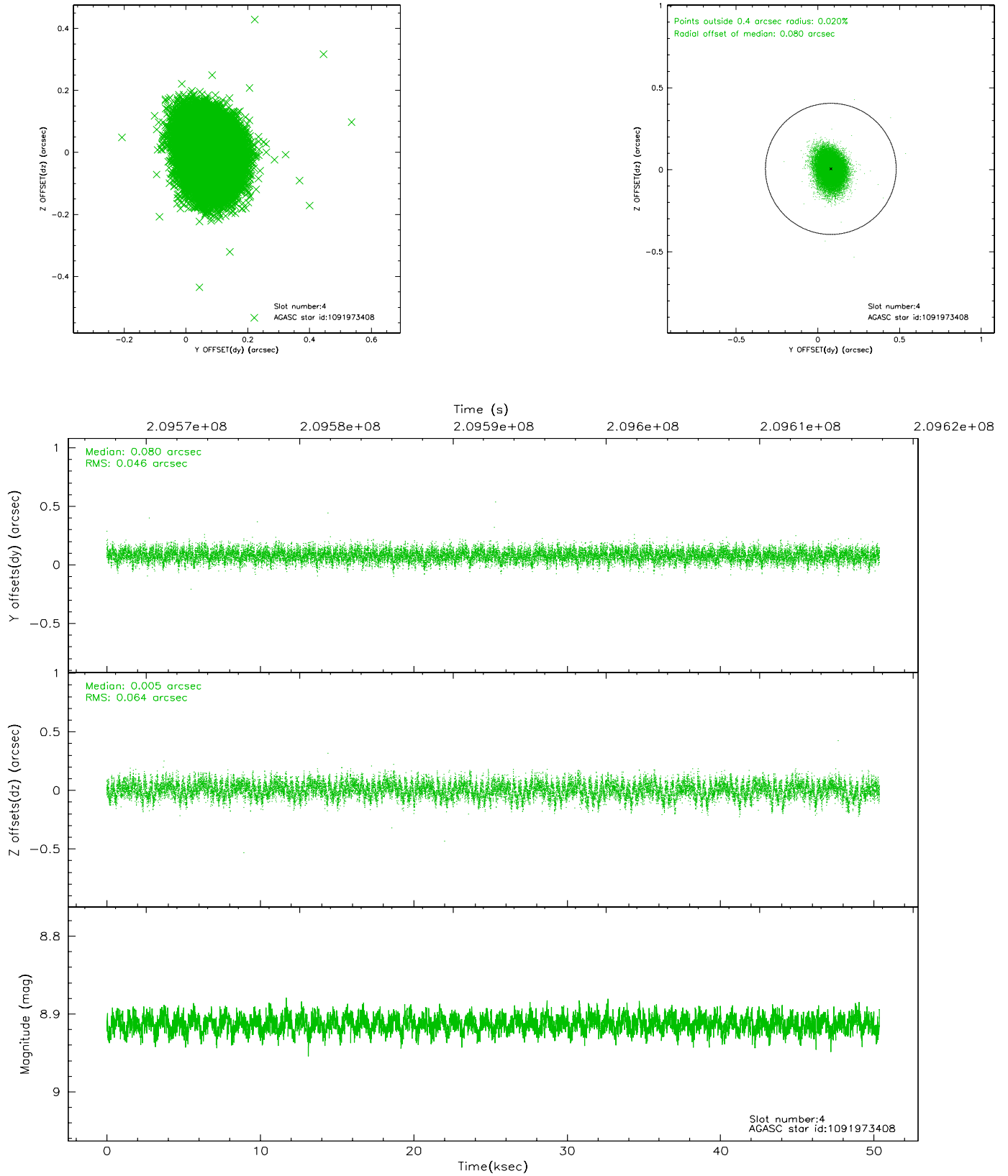
slot	status	id	mag	n_pts	med_dy	med_dz	dr1	dr2	ra	dec	mean_y	mean_z
0	FID	ACIS-S-1	7.19	12283	0.009	0.137	0.025	0.036	0.000000	0.000000	938.23	-1879.77
1	FID	ACIS-S-5	7.22	12286	-0.076	0.036	0.026	0.045	0.000000	0.000000	-1810.87	17.67
2	FID	ACIS-S-6	7.40	12284	0.042	-0.164	0.019	0.031	0.000000	0.000000	403.82	661.41
3	GUIDE	1091972504	9.39	24552	-0.043	0.042	0.119	0.198	254.743578	-48.438196	-1268.31	-2180.98
4	GUIDE	1091973408	8.91	24562	0.080	0.005	0.083	0.136	255.800233	-48.601800	-575.43	312.01
5	GUIDE	1091975392	6.39	24571	-0.279	0.069	0.057	0.087	255.805002	-48.336791	-1528.12	369.73
6	GUIDE	1092485728	6.88	24571	0.059	0.106	0.060	0.097	254.773222	-48.875124	306.14	-2164.93
7	GUIDE	1092491384	9.13	24560	0.180	-0.222	0.077	0.123	254.923973	-49.184437	1431.95	-1849.71

2.4 Star Slots

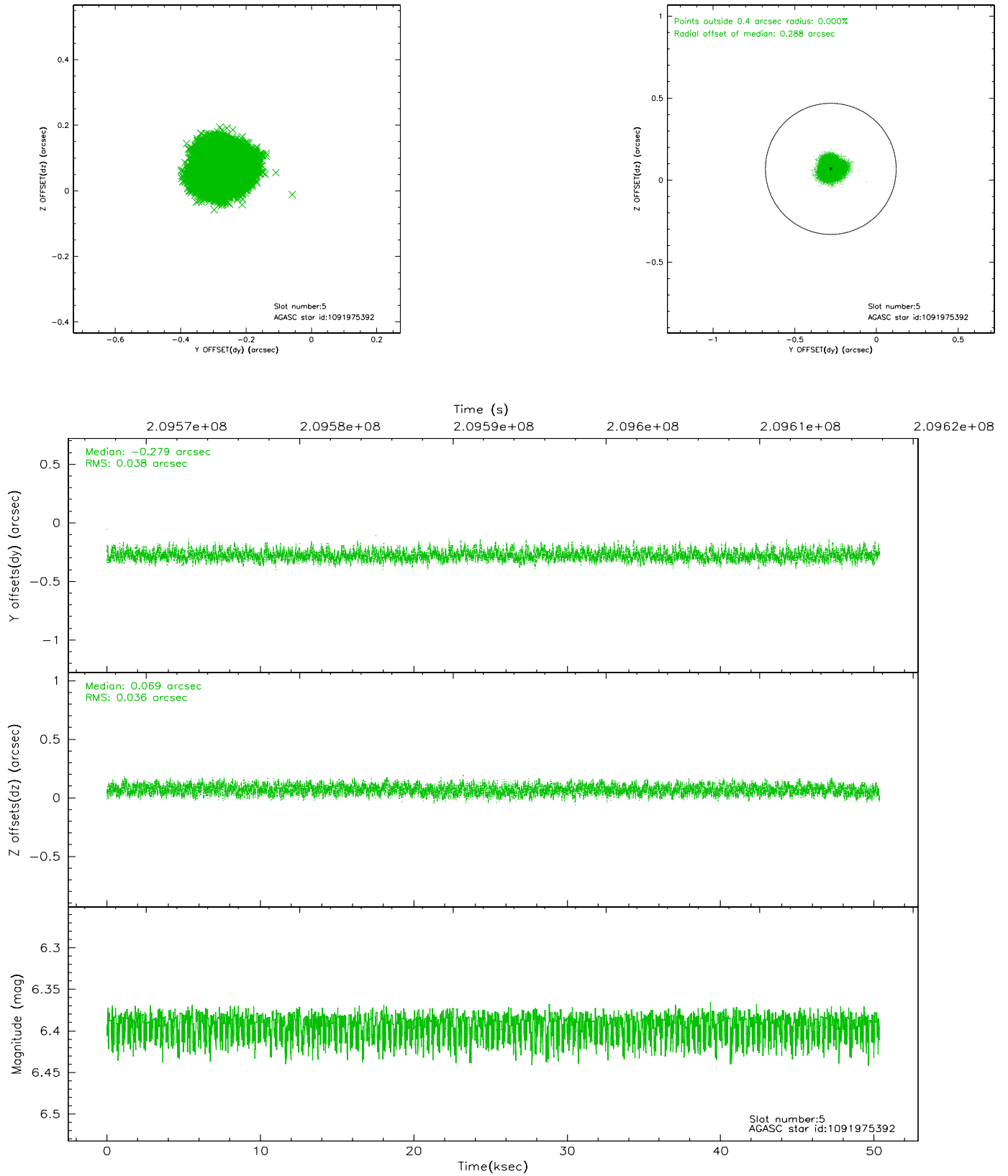
2.4.1 Slot 3



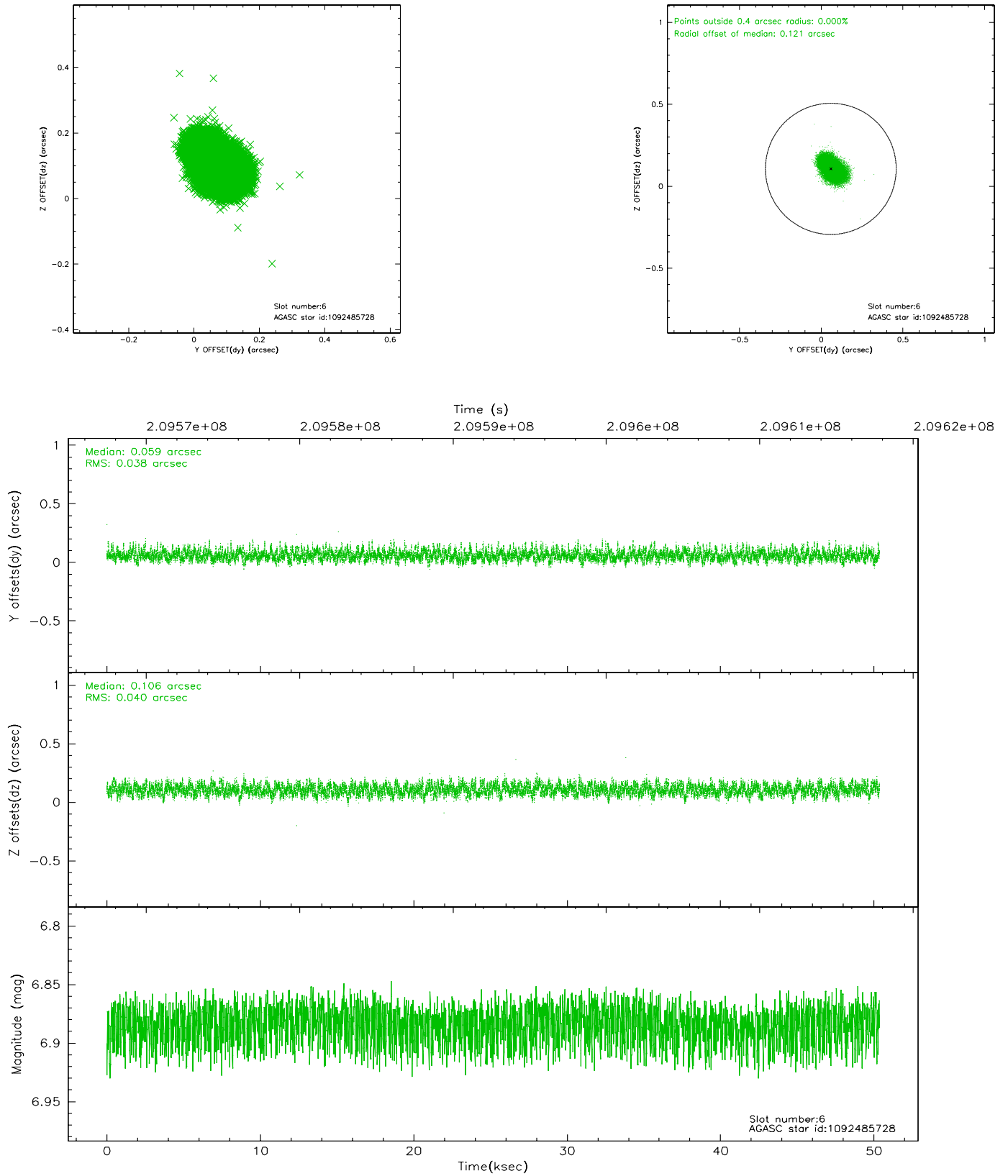
2.4.2 Slot 4



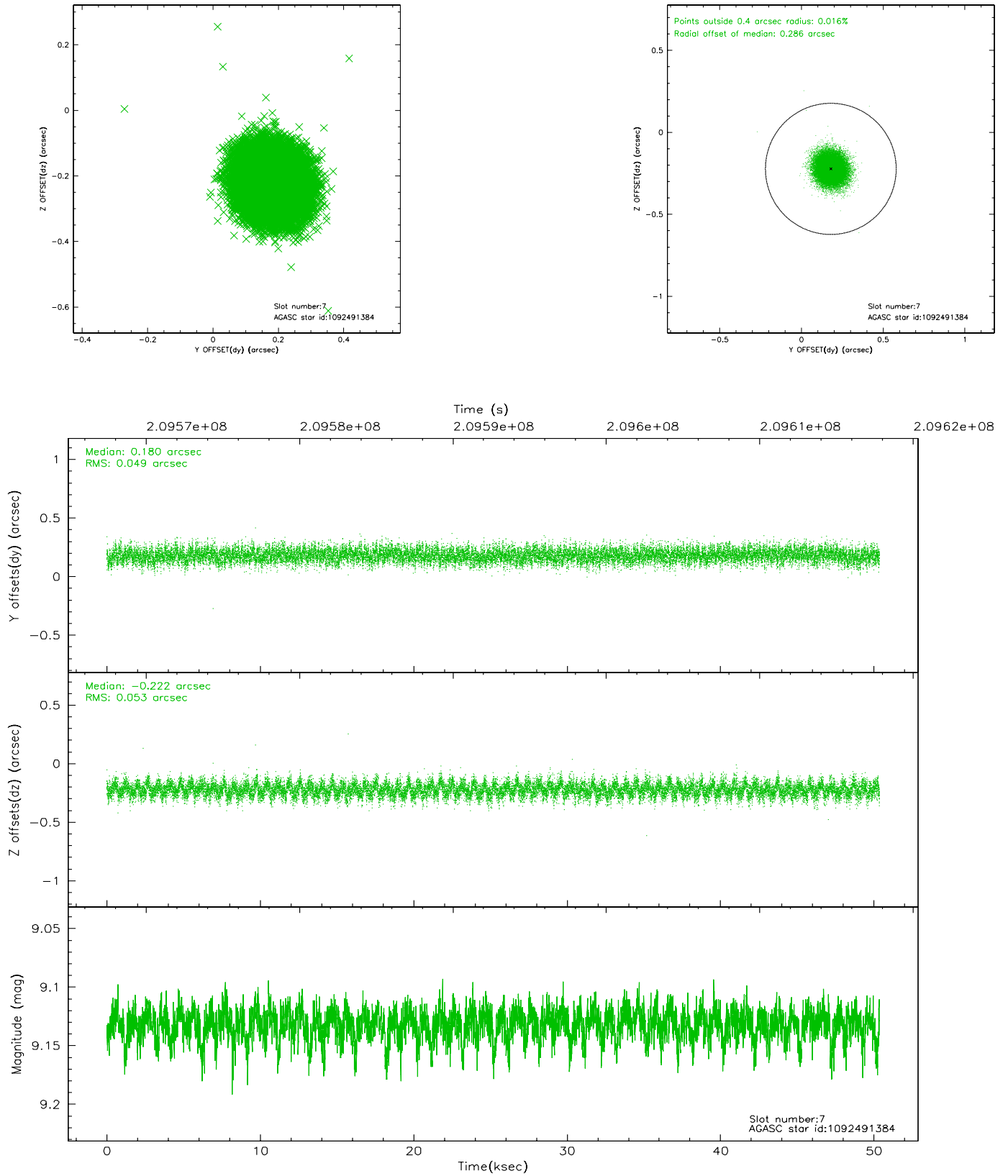
2.4.3 Slot 5



2.4.4 Slot 6

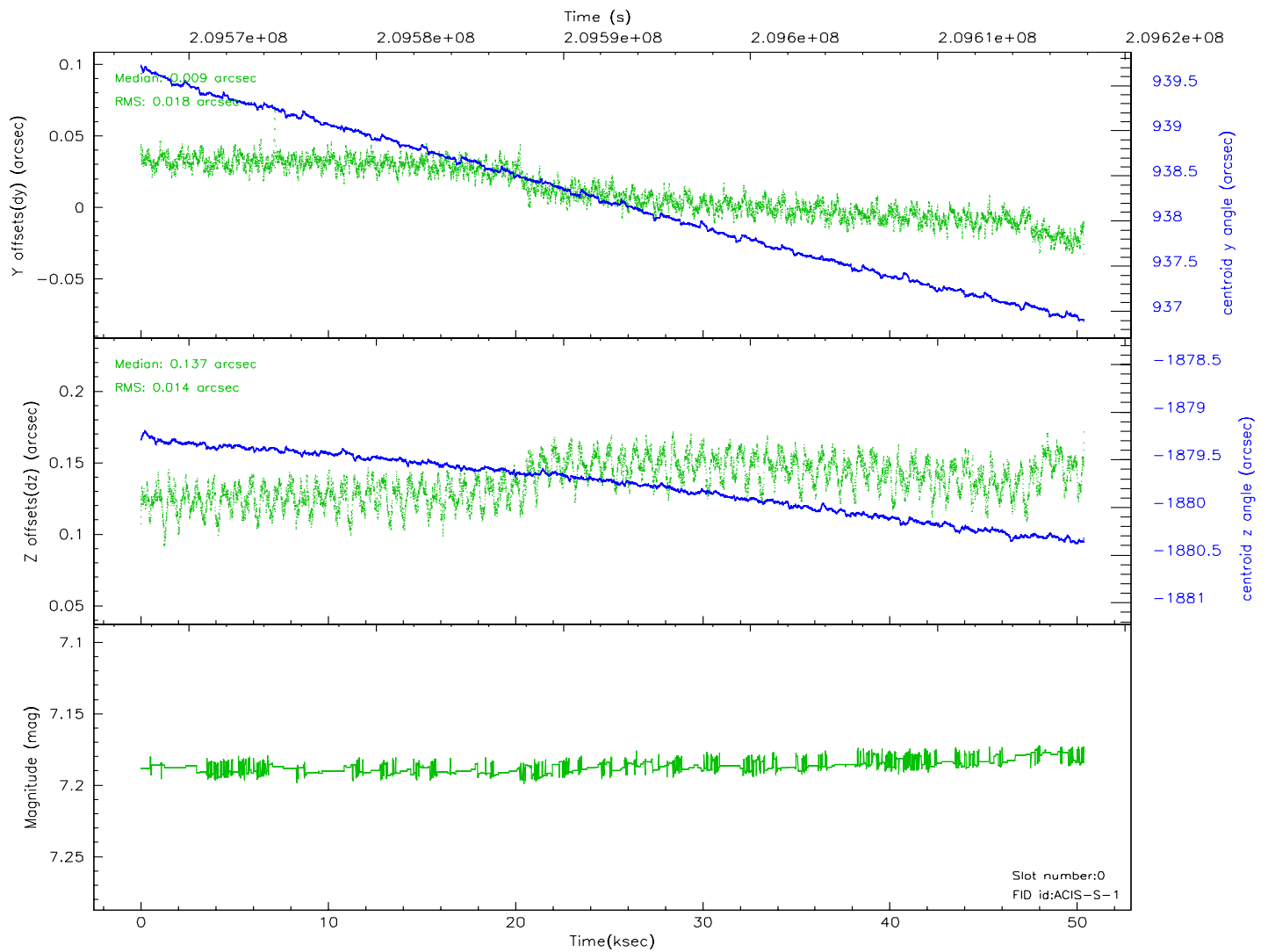
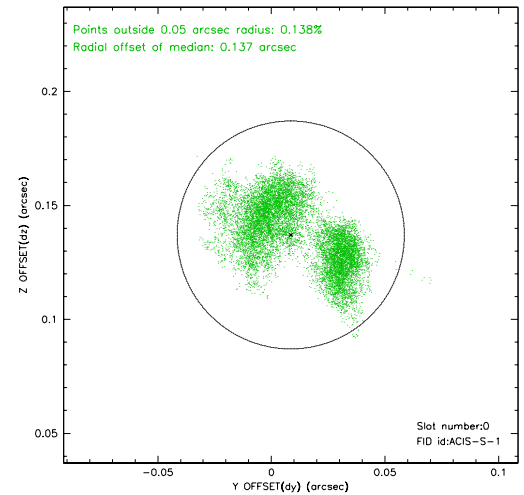
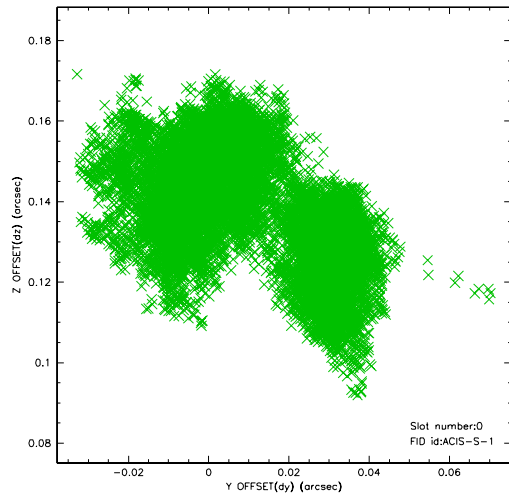


2.4.5 Slot 7

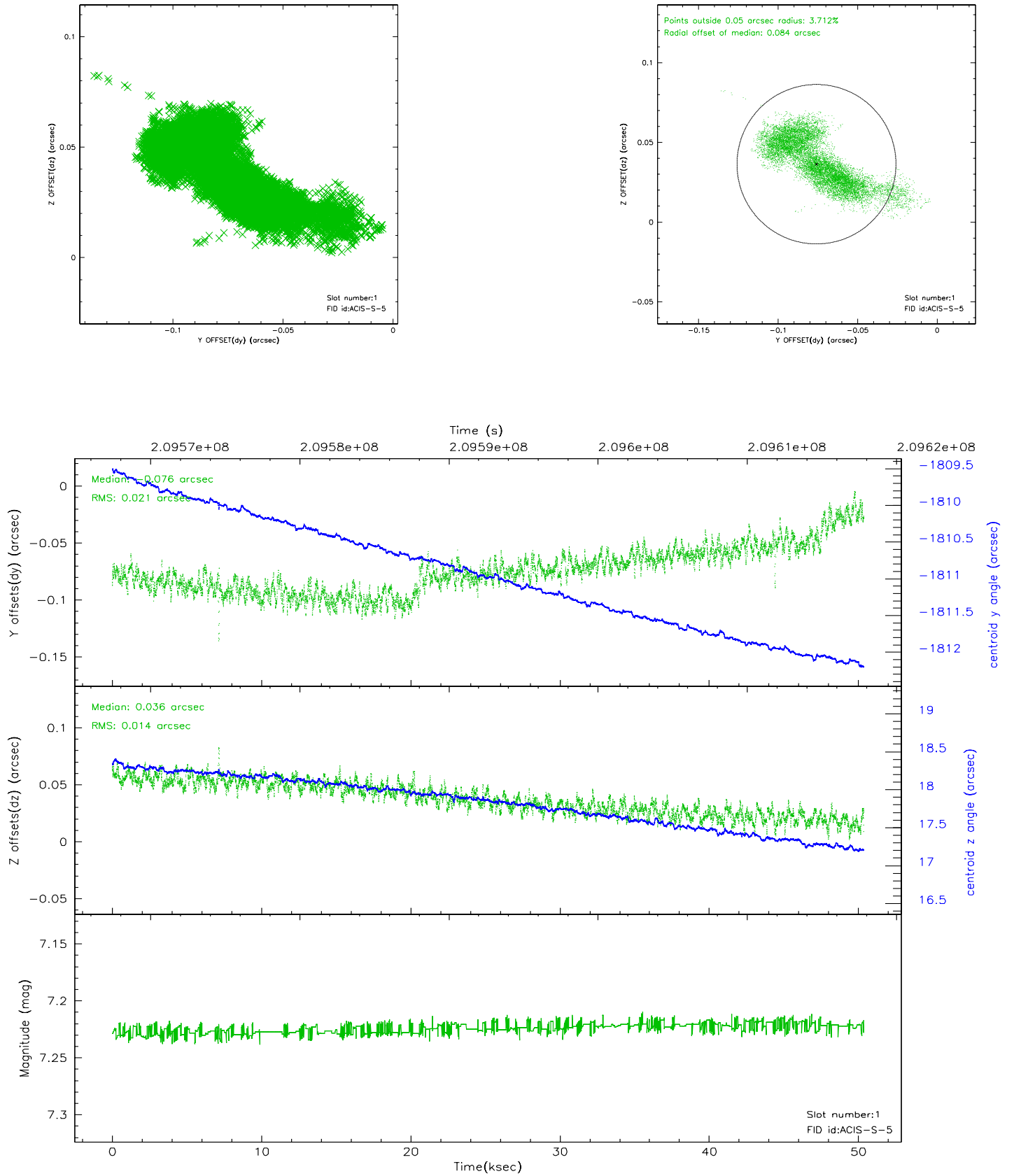


2.5 FID Slots

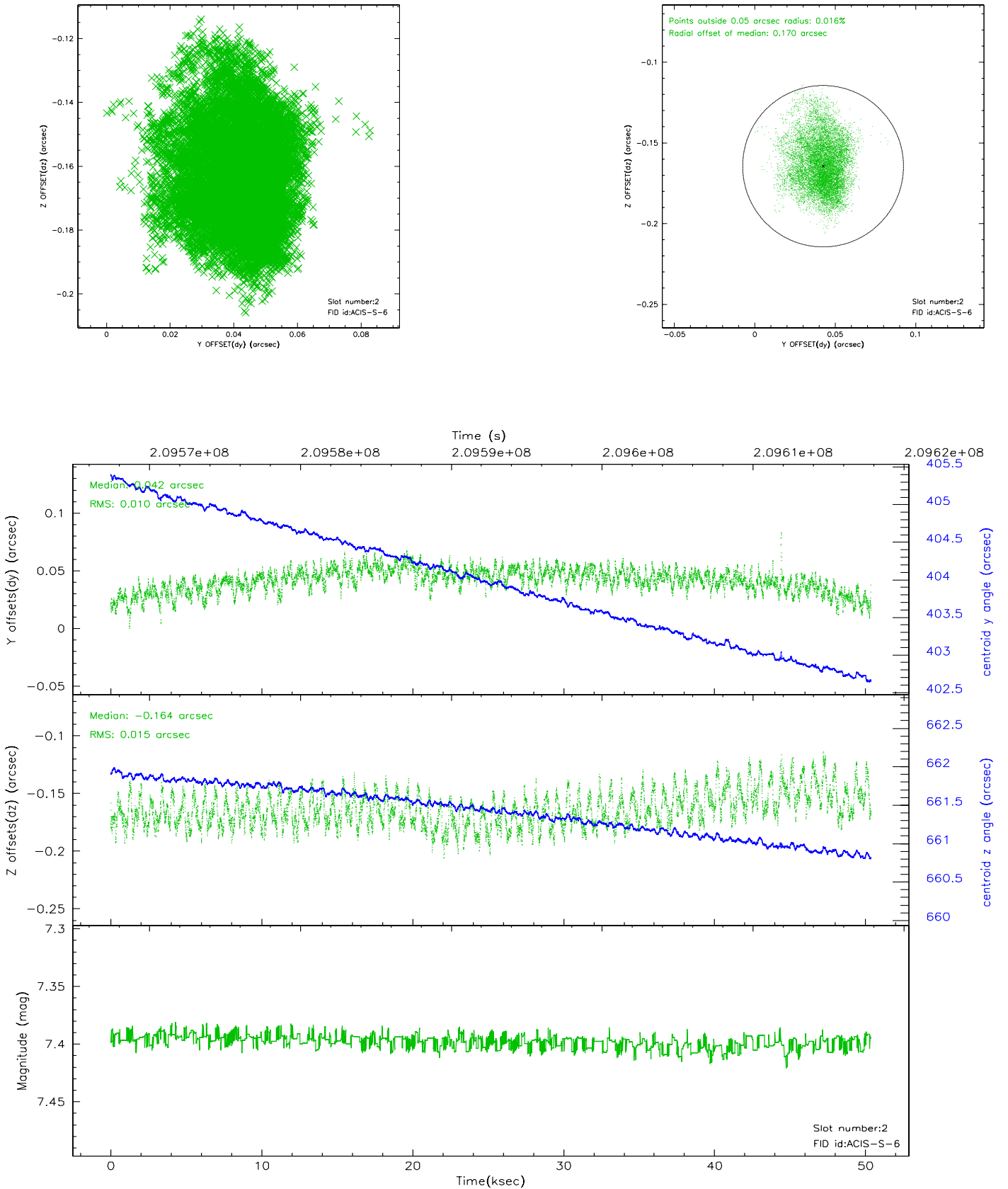
2.5.1 Slot 0



2.5.2 Slot 1




2.5.3 Slot 2



3 Gratings

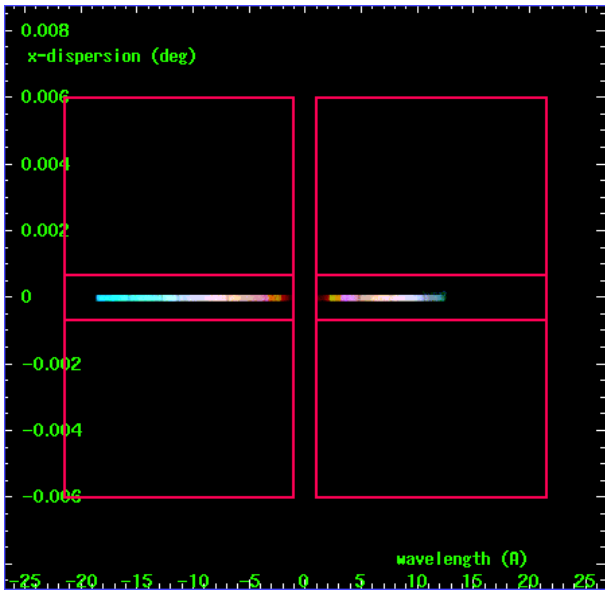
3.1 HEG Arm



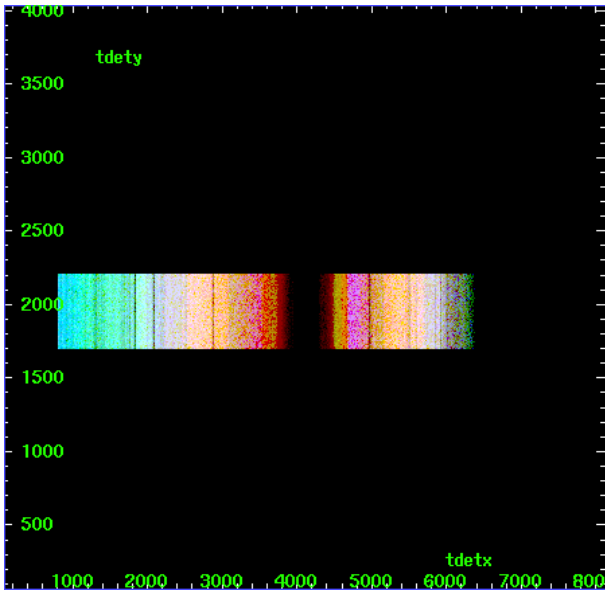
HEG Order Sort 123



HEG Order Sort ALL

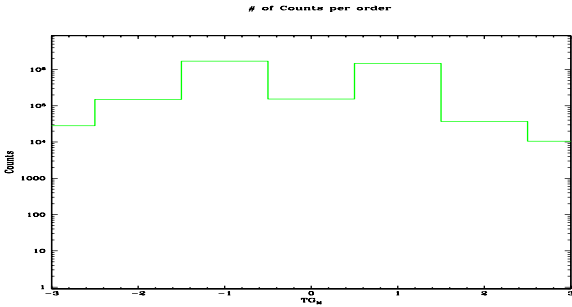


Spot Image HEG

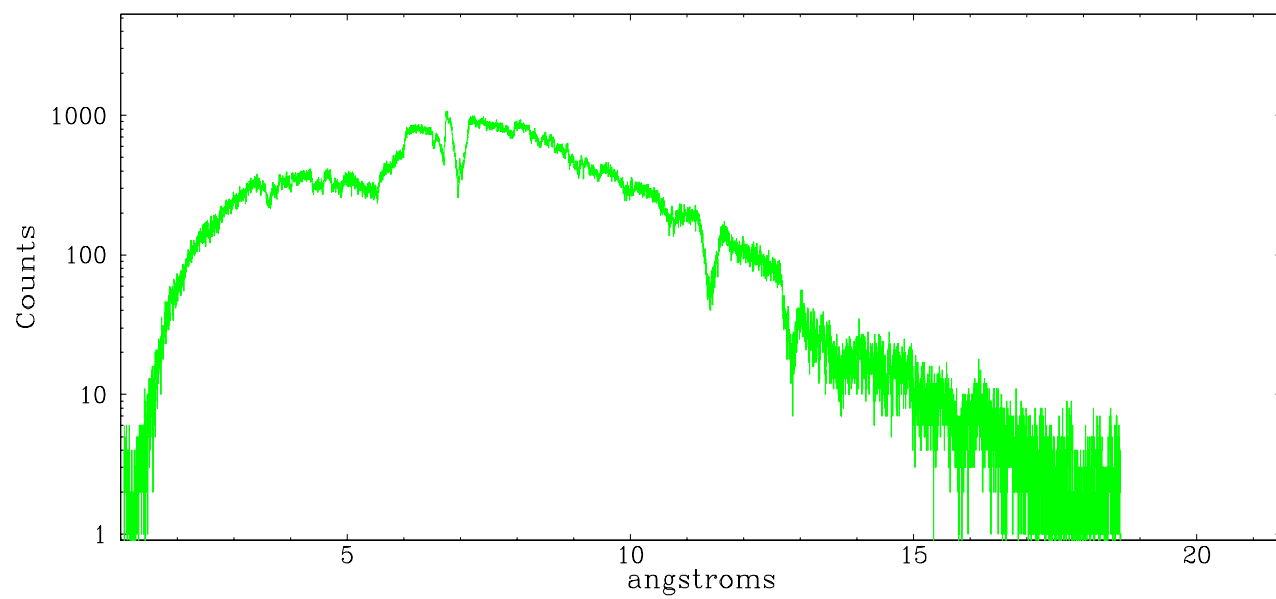


Full Detector HEG

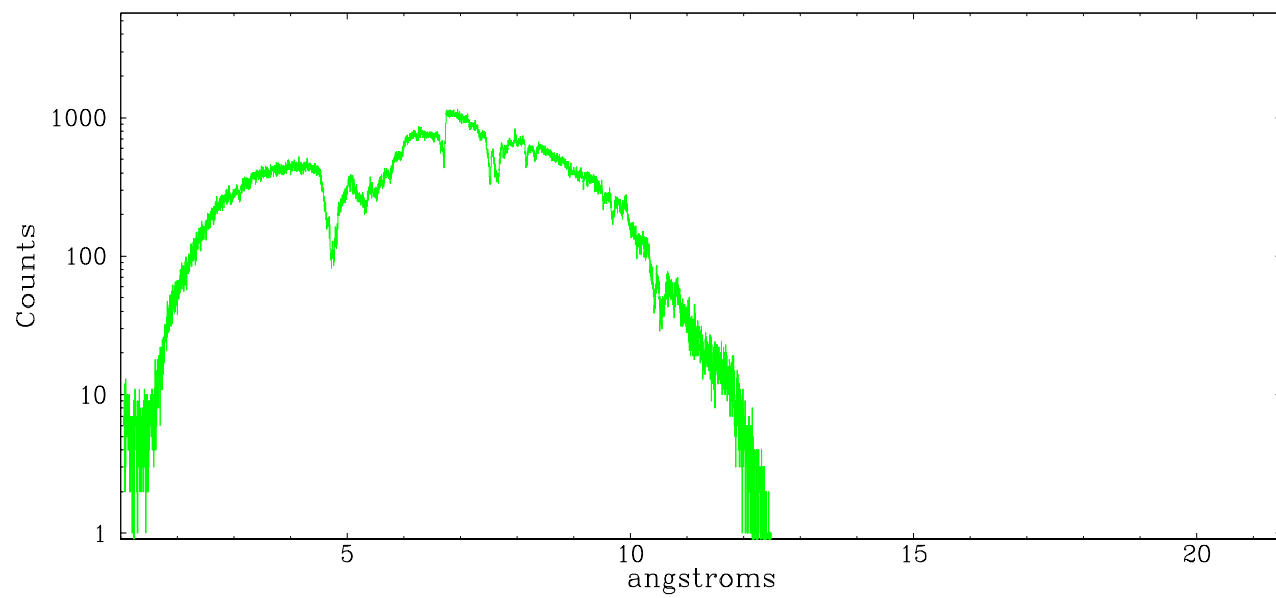
	order -3	order -2	order -1	order 0	order 1	order 2	order 3
Events	28314	149256	1691968	153333	1480301	37172	10568




heg order -1



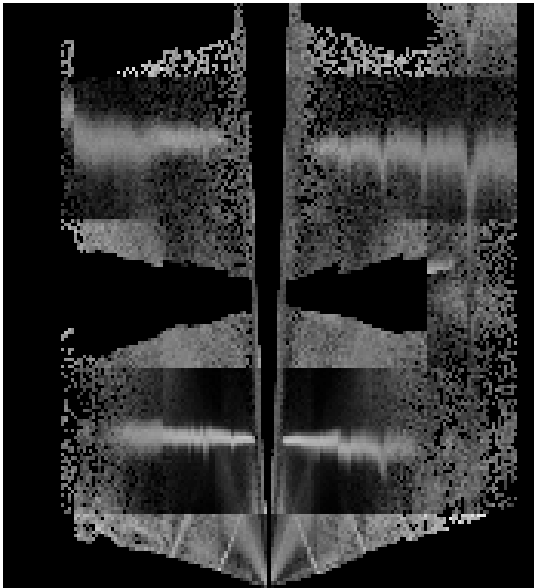
heg order +1



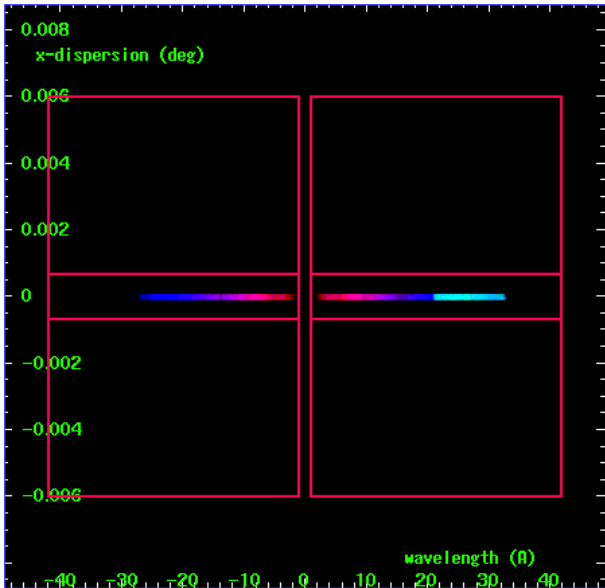
3.2 MEG Arm



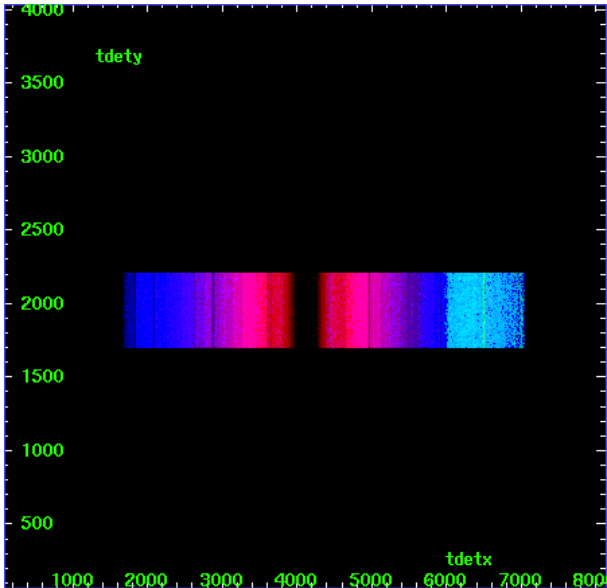
MEG Order Sort 123



MEG Order Sort ALL

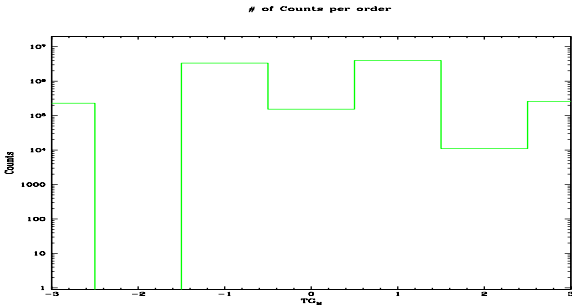


Spot Image MEG

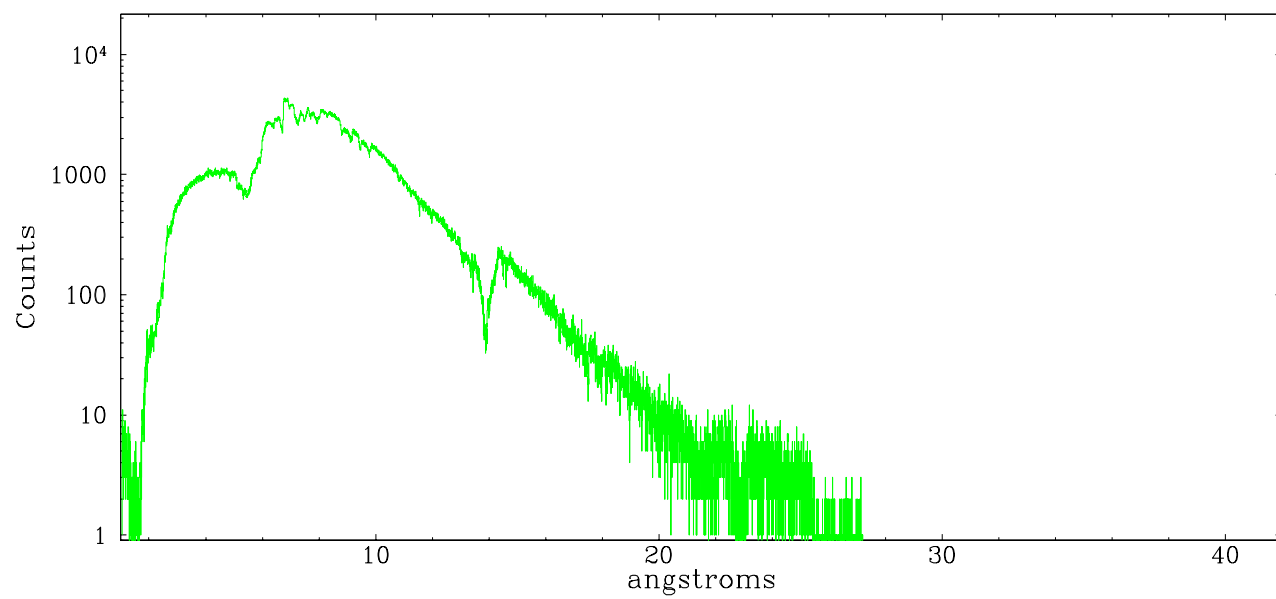


Full Detector MEG

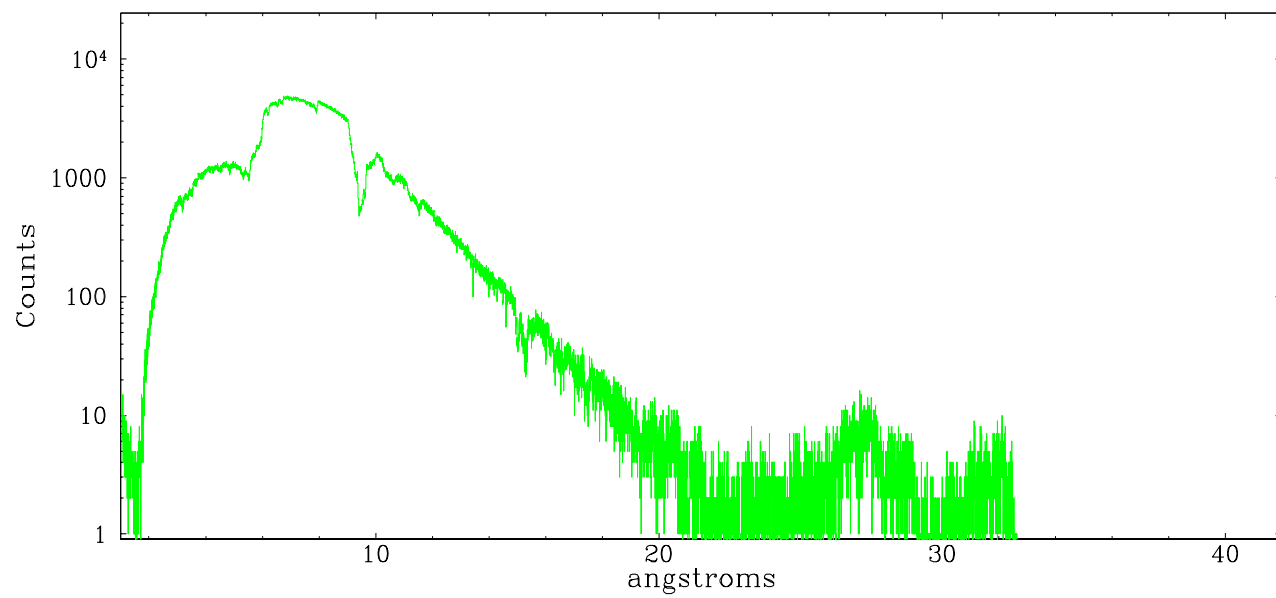
	order -3	order -2	order -1	order 0	order 1	order 2	order 3
Events	229491	0	3365786	153333	3966288	11094	258372



meg order -1



meg order +1



A Summary

A.1 Status

V&V Scientist	David Huenemoerder
V&V Date (YYYY-MM-DD)	2008.04.25
V&V Edition	1
V&V Disposition and Status	OK
V&V Charge Time	50.096

A.2 Comments