

# V&V Reference Report

## L2 ASCDS Version : 8.4.5

Observation 5268 - L2 Version 3  
Chandra X-Ray Center


L2 Processing Date : Nov 8 2012

## Contents

<b>1</b>	<b>Front</b>	<b>2</b>
<b>2</b>	<b>OBI</b>	<b>3</b>
2.1	OBI . . . . .	3
2.1.1	Images . . . . .	3
2.1.2	Bias . . . . .	3
2.1.3	Parameters . . . . .	4
2.1.4	Events . . . . .	4
2.2	Compared Parameters . . . . .	5
2.3	Aspect . . . . .	6
2.4	Star Slots . . . . .	9
2.4.1	Slot 3 . . . . .	9
2.4.2	Slot 4 . . . . .	10
2.4.3	Slot 5 . . . . .	11
2.4.4	Slot 6 . . . . .	12
2.4.5	Slot 7 . . . . .	13
2.5	FID Slots . . . . .	14
2.5.1	Slot 0 . . . . .	14
2.5.2	Slot 1 . . . . .	15
2.5.3	Slot 2 . . . . .	16
<b>A</b>	<b>Summary</b>	<b>17</b>
A.1	Status . . . . .	17
A.2	Comments . . . . .	17

# 1 Front


seq_num	100051	Sequence number
obs_id	5268	Observation id
title	High Resolution Imaging of the Source of Comet Encke's X-Rays Over One Nuclear Rotation	Proposal title
observer	Dr. Carey Lisse	Principal investigator
object	2P/Encke (2003)	Source name
dtcycle	0	&#160
cycle	P	events from which exps? Prim/Second/Both
ra_targ	287.64331	Observer's specified target RA [deg]
dec_targ	16.74724	Observer's specified target Dec [deg]
ra_nom	287.67275881441	Nominal RA [deg]
dec_nom	16.715516851364	Nominal Dec [deg]
roll_nom	314.14804100454	Nominal Roll [deg]
revision	3	Processing version of data
ontime	1475.1999945045	Sum of GTIs [s]
livetime	1456.5201239152	Livetime [s]
ontime0	1475.1999945045	Sum of GTIs [s]
ontime2	1475.1999945045	Sum of GTIs [s]
ontime3	1475.1999945045	Sum of GTIs [s]
ontime6	1475.1999945045	Sum of GTIs [s]
ontime7	1475.1999945045	Sum of GTIs [s]
ontime8	1475.1999945045	Sum of GTIs [s]
l2events	3095	Number of level 2 events




## 2 OBI

### 2.1 OBI

#### 2.1.1 Images



#### 2.1.2 Bias



### 2.1.3 Parameters

obi_num	1	Obi number	sched_exp_time	1290.000000	[s] Scheduled observation exposure time
ascdsver	8.4.5	Processing system revision	ontime	1475.1999945045	Sum of GTIs [s]
caldsver	4.5.2	&#160	ontime0	1475.1999945045	Sum of GTIs [s]
date	2012-11-08T02:28:54	Date and time of file creation	ontime2	1475.1999945045	Sum of GTIs [s]
revision	3	Processing version of data	ontime3	1475.1999945045	Sum of GTIs [s]
			ontime6	1475.1999945045	Sum of GTIs [s]
			ontime7	1475.1999945045	Sum of GTIs [s]
			ontime8	1475.1999945045	Sum of GTIs [s]
			l1events	39944	Number of level 1 events

### 2.1.4 Events

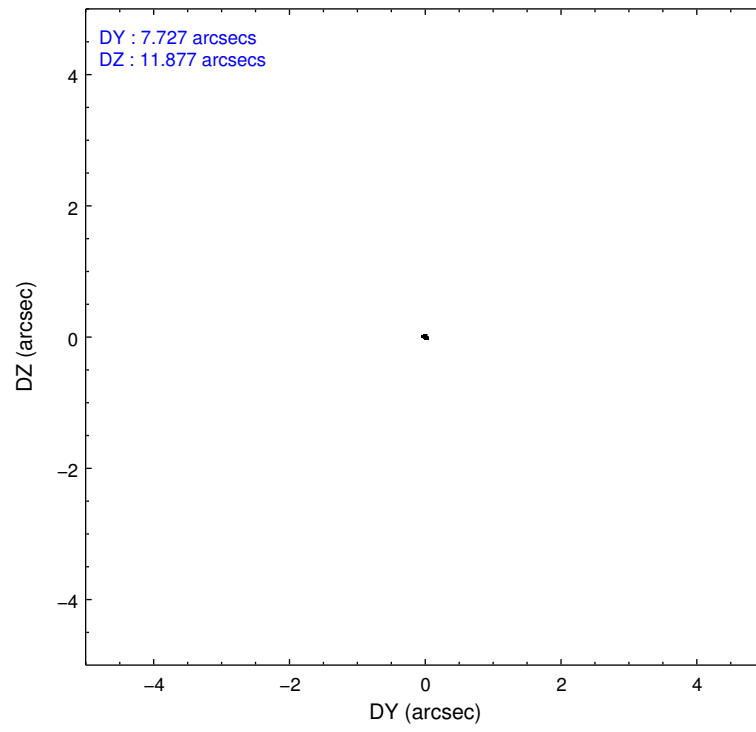
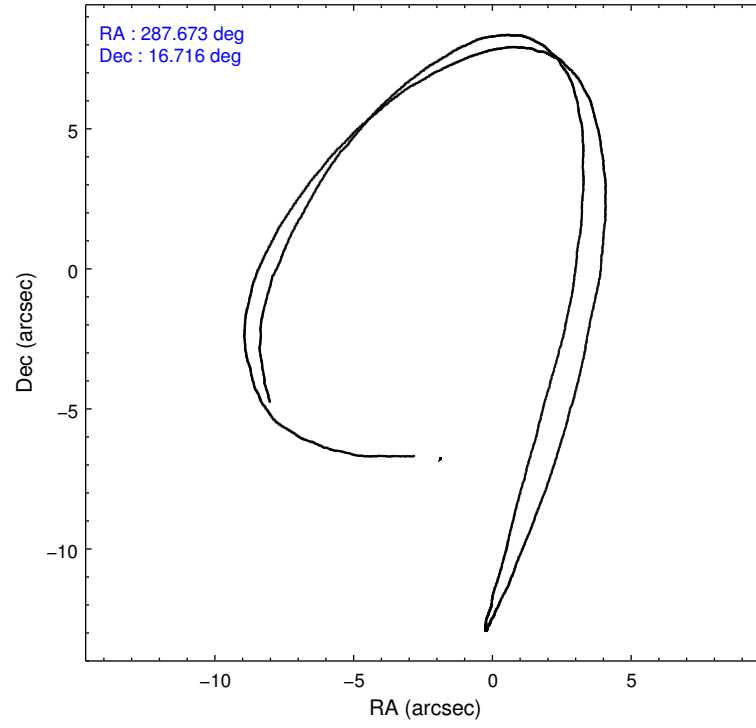
	ccd 0	ccd 2	ccd 3	ccd 6	ccd 7	ccd 8
level 1 events	5865	6894	5637	6763	2303	12482
rejected events	5407	6362	5316	6307	1034	7430
rejected %	92%	92%	94%	93%	44%	59%

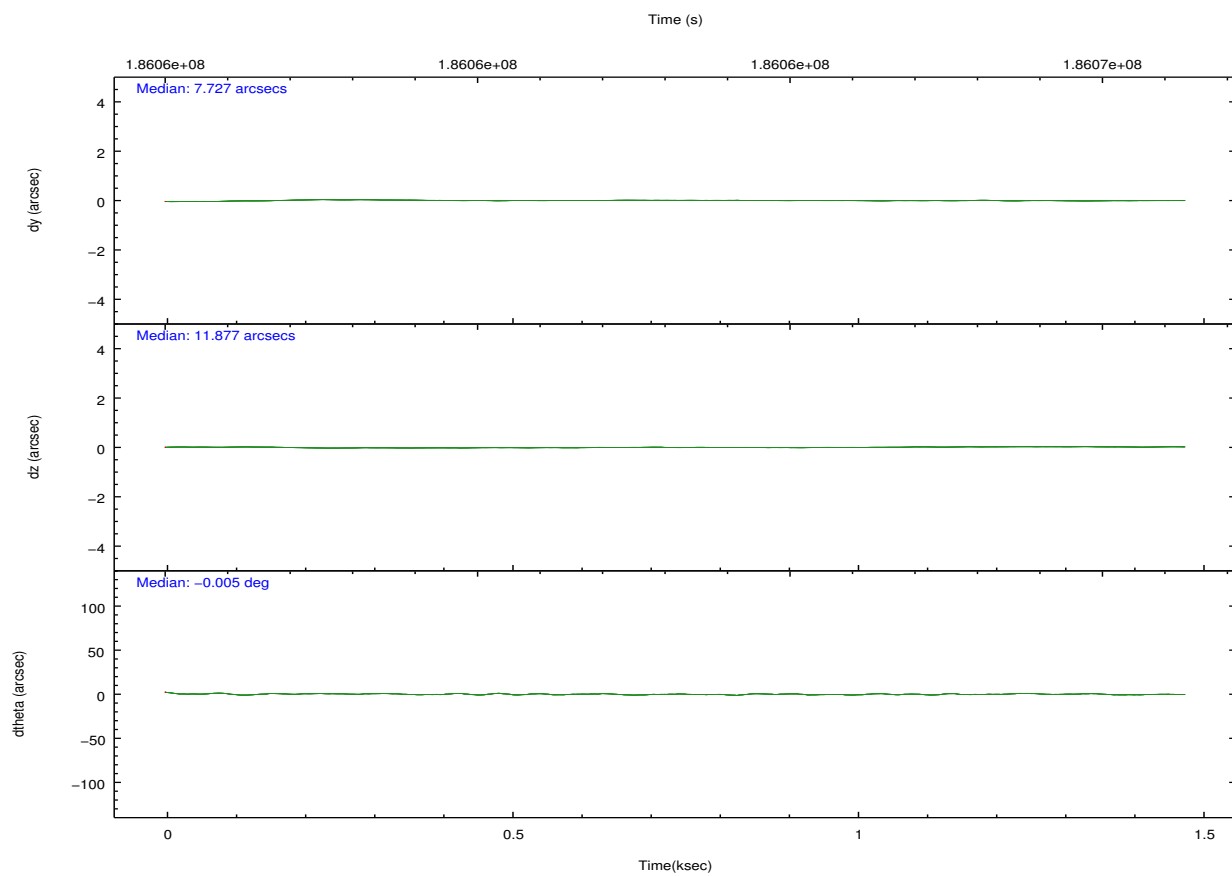
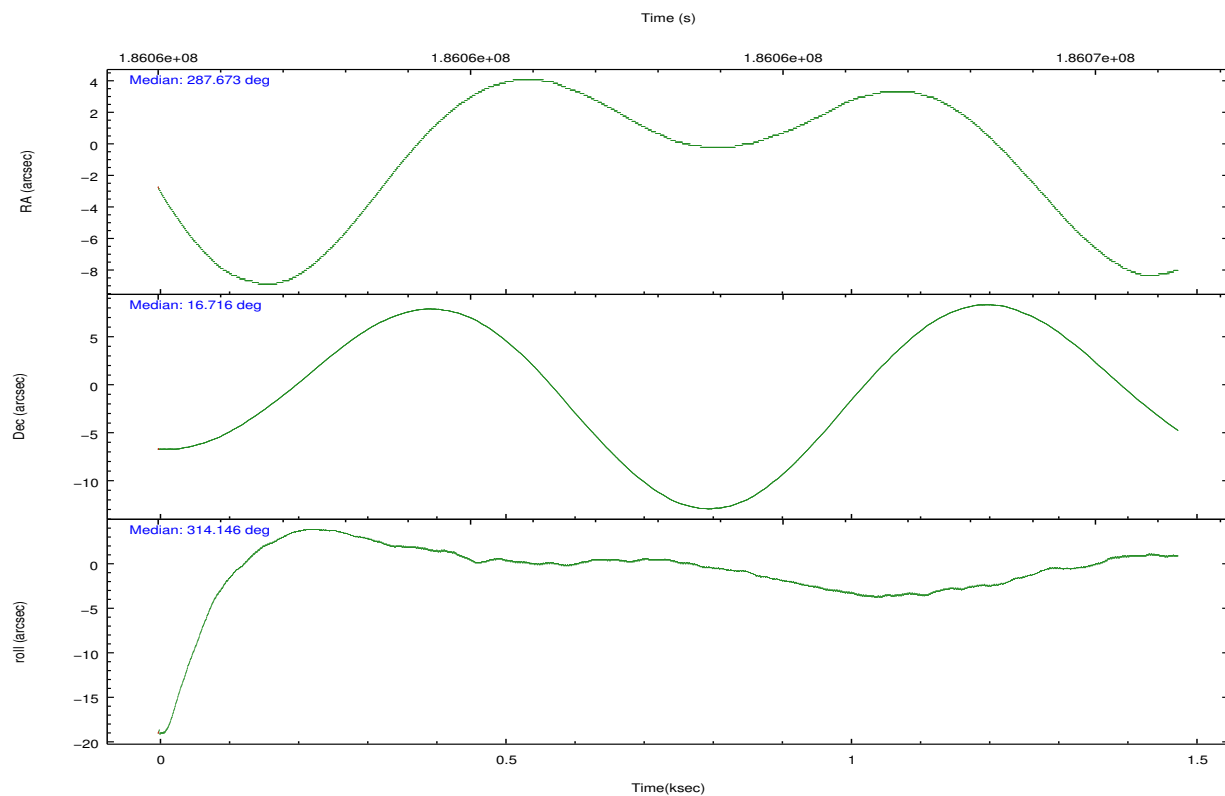
	ccd 0	ccd 2	ccd 3	ccd 6	ccd 7	ccd 8
grade 0 events	229	330	189	276	385	1873
	3%	4%	3%	4%	16%	15%
grade 1 events	3	2	2	5	4	13
	0%	0%	0%	0%	0%	0%
grade 2 events	142	135	67	120	464	766
	2%	1%	1%	1%	20%	6%
grade 3 events	64	47	51	53	166	1065
	1%	0%	0%	0%	7%	8%
grade 4 events	59	76	38	54	167	982
	1%	1%	0%	0%	7%	7%
grade 5 events	54	44	33	42	172	169
	0%	0%	0%	0%	7%	1%
grade 6 events	64	65	35	63	433	1340
	1%	0%	0%	0%	18%	10%
grade 7 events	5250	6195	5222	6150	512	6274
	89%	89%	92%	90%	22%	50%

## 2.2 Compared Parameters

Parameter	Planned	Actual	Parameter	Planned	Actual
Instrument	ACIS	ACIS	Obspar format version number	7	7
Detector	ACIS-023678	ACIS-023678	Obspar file type	PREDICTED	ACTUAL
Grating	NONE	NONE	Obspar update status	NONE	UPDATED
Data mode	VFAINT	VFAINT	Number of optional ACIS chips dropped	0	0
Observation mode	POINTING	POINTING	On-chip summing requested	N	N
[deg] Pointing RA	287.645689	287.6727588144054	Subarray requested	NONE	NONE
[deg] Pointing Dec	16.722324	16.71551685136445	Alternating exposures requested	N	N
[deg] Pointing Roll	313.999306	314.148041004539	[s] Primary exposure time	0.000000	3.2
[mm] SIM focus pos	-0.684267	-0.6828225247311905			
[mm] SIM defocus	0	0.001444936568705701			
[mm] SIM translation stage pos	-190.132523	-190.1400660498719			
[mm] SIM translation stage offset	0	0.00754346686406393			
[s] Observation start time (MET)	186064264.184000	186063887.43235			
Observation start date	2003-11-24T12:30:00	2003-11-24T12:24:47			
[s] Observation end time (MET)	186065554.184000	186065687.33243			
Observation end date	2003-11-24T12:51:30	2003-11-24T12:54:47			
Read mode	TIMED	TIMED			

## 2.3 Aspect





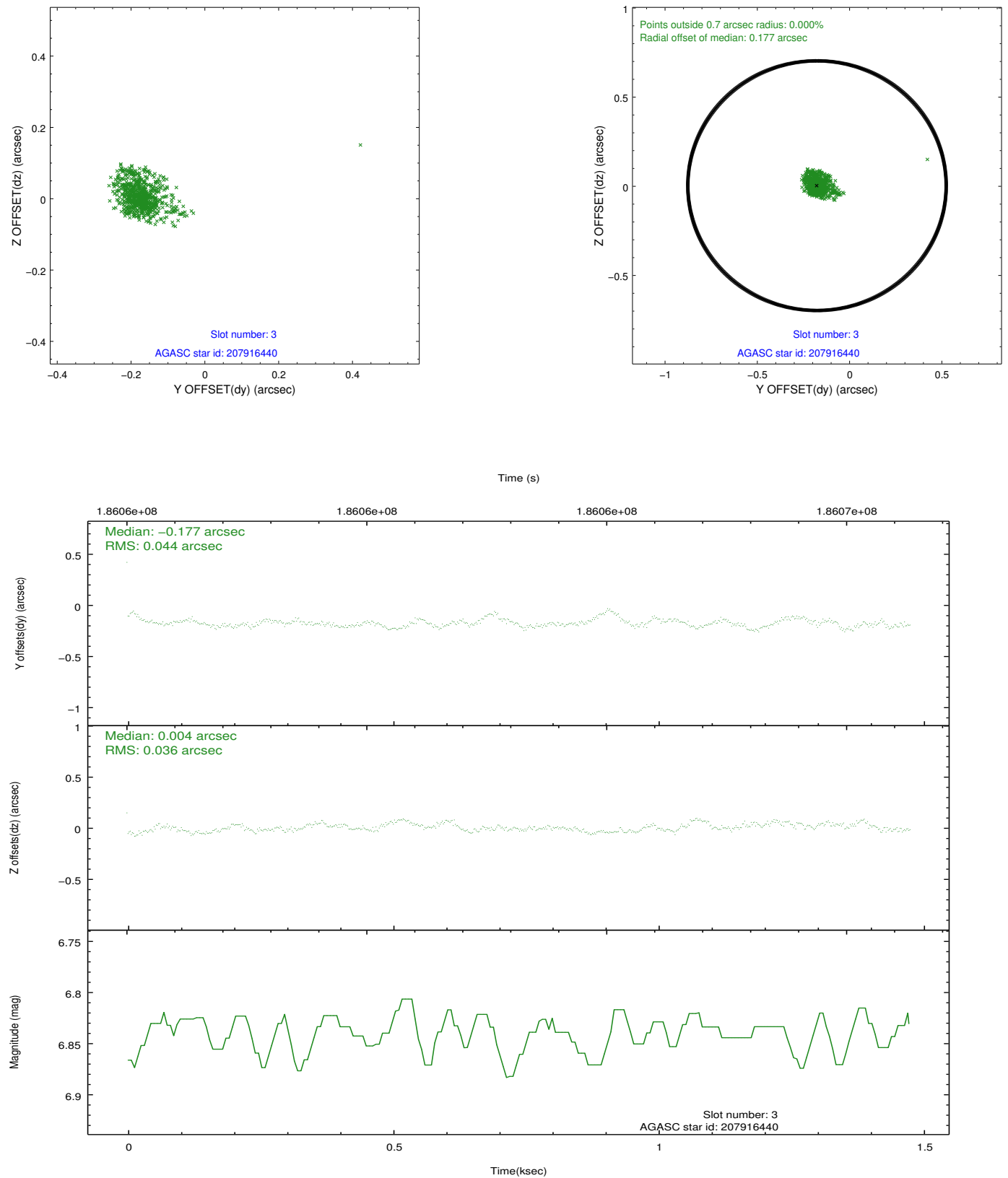
Slot Statistics

slot	status	id	mag	n_pts	med_dy	med_dz	dr1	dr2	ra	dec	mean_y	mean_z
0	FID	ACIS-S-1	7.19	361	0.045	-0.078	0.006	0.011	0.000000	0.000000	935.56	-1728.89
1	FID	ACIS-S-2	7.10	360	-0.026	0.033	0.006	0.010	0.000000	0.000000	-757.90	-1737.96
2	FID	ACIS-S-6	7.34	361	-0.039	0.050	0.006	0.010	0.000000	0.000000	399.14	807.93
3	GUIDE	207916440	6.84	721	-0.177	0.004	0.053	0.093	287.167522	16.851310	-1477.83	-861.14
4	GUIDE	208416976	8.35	721	-0.086	-0.078	0.112	0.172	287.326965	17.073967	-1673.31	89.85
5	GUIDE	208421840	9.21	721	0.081	-0.004	0.082	0.132	287.570311	16.918850	-689.57	305.30
6	GUIDE	209596088	9.38	721	0.195	0.026	0.096	0.158	288.150718	16.305149	2292.10	214.53
7	GUIDE	209585448	7.95	720	-0.009	0.046	0.061	0.099	288.114724	16.850123	796.26	1484.07

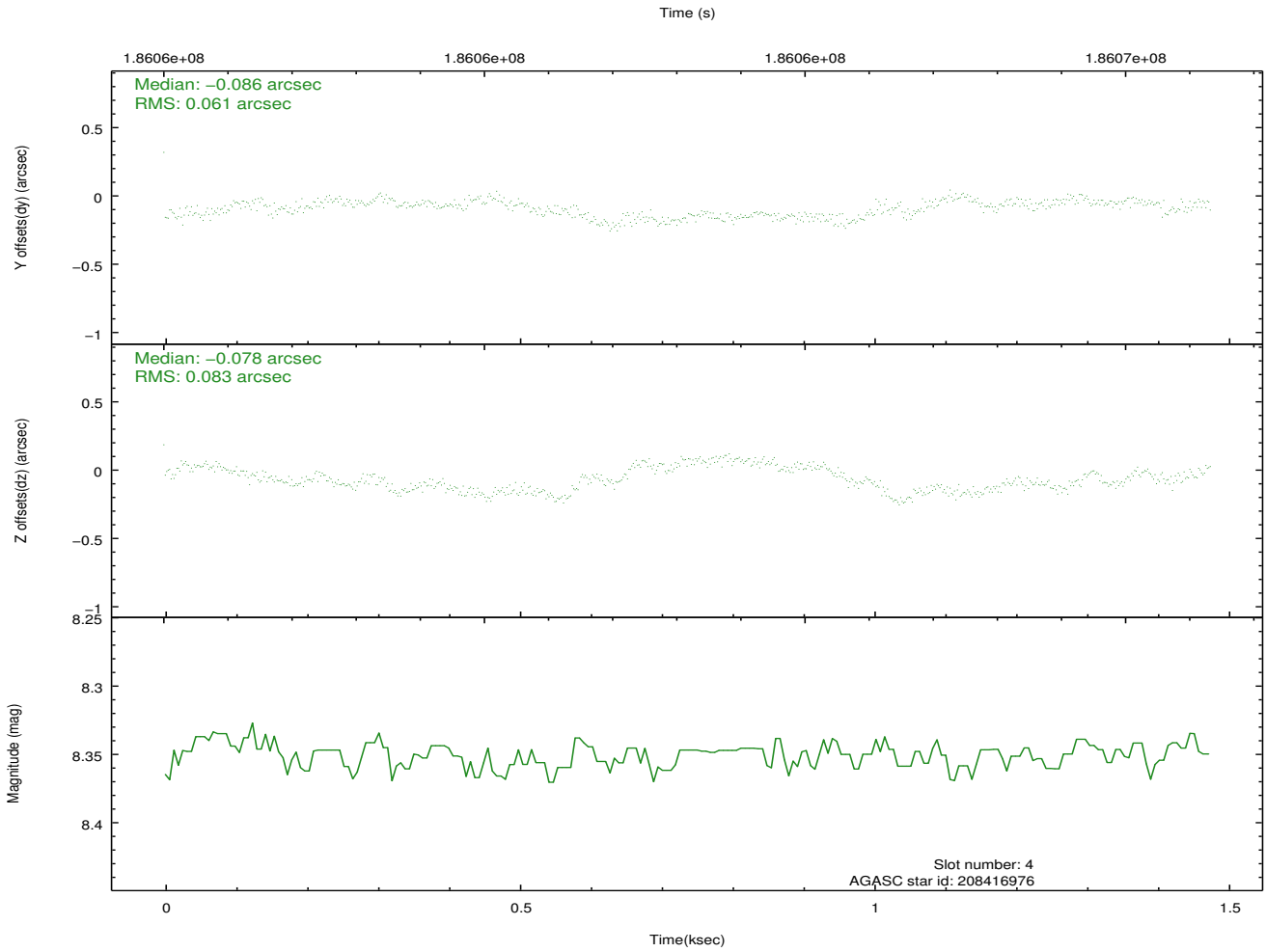
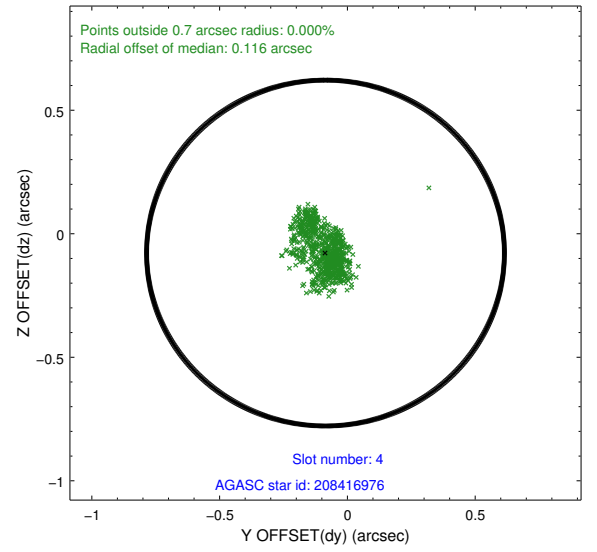
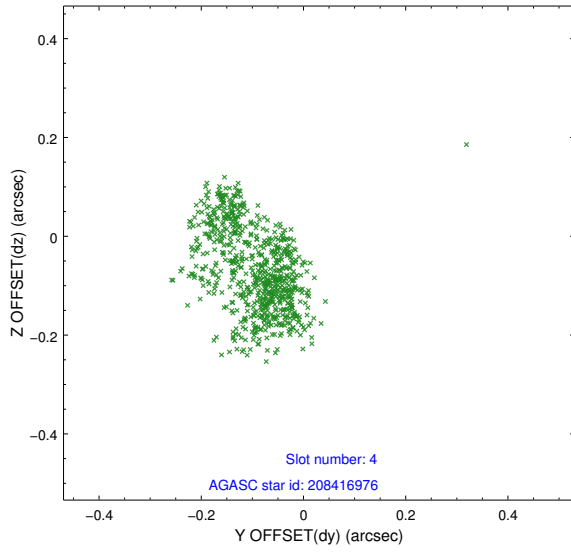


## 2.4 Star Slots

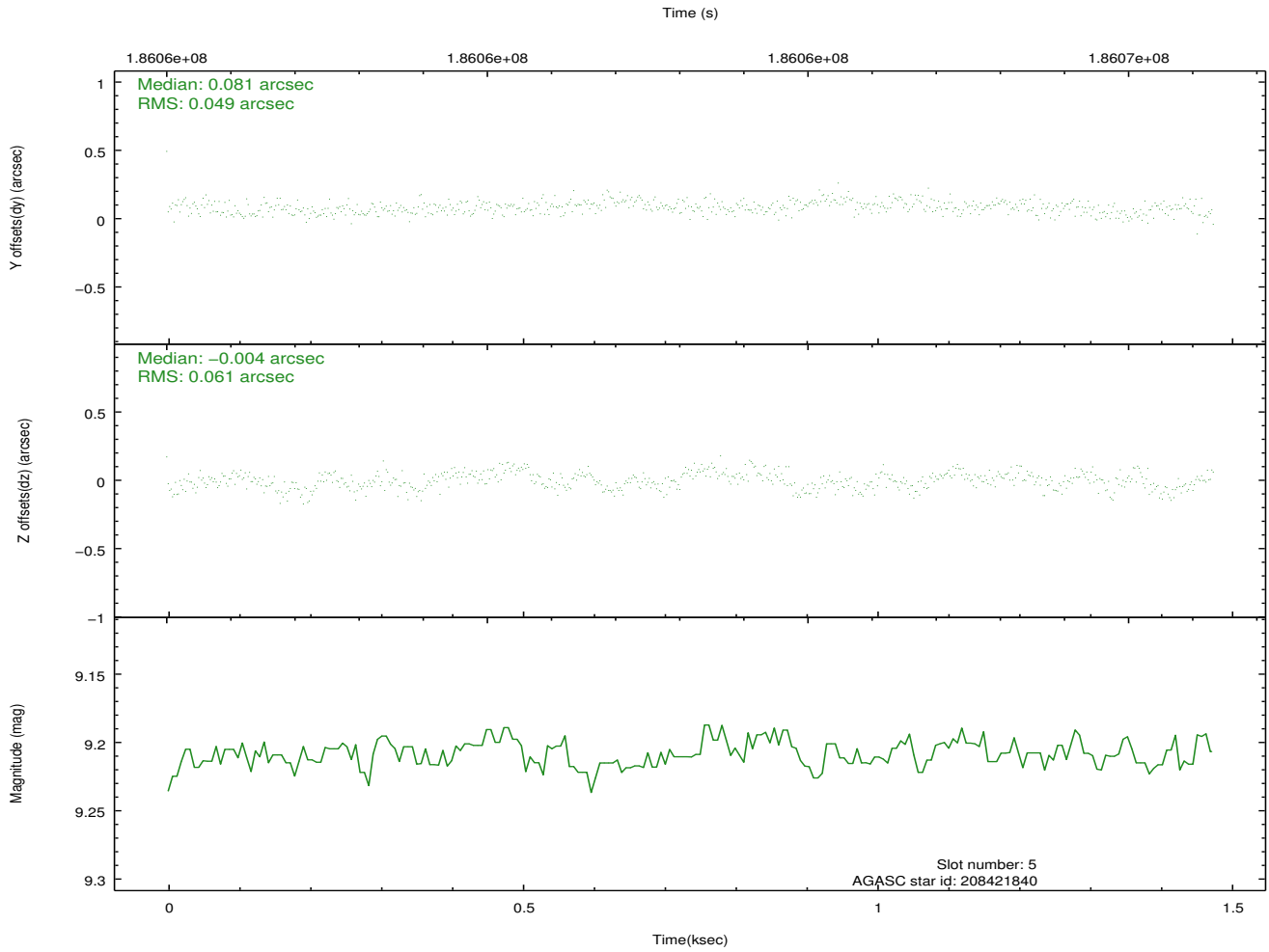
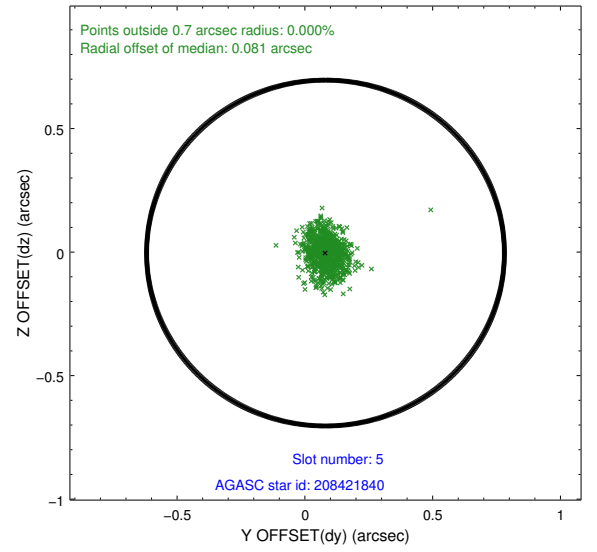
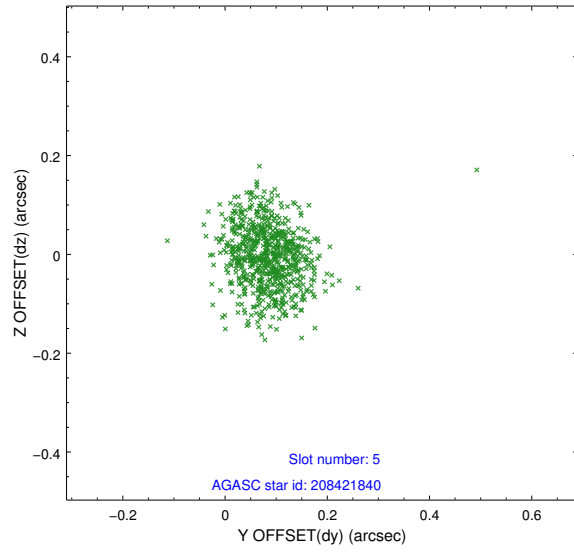
### 2.4.1 Slot 3



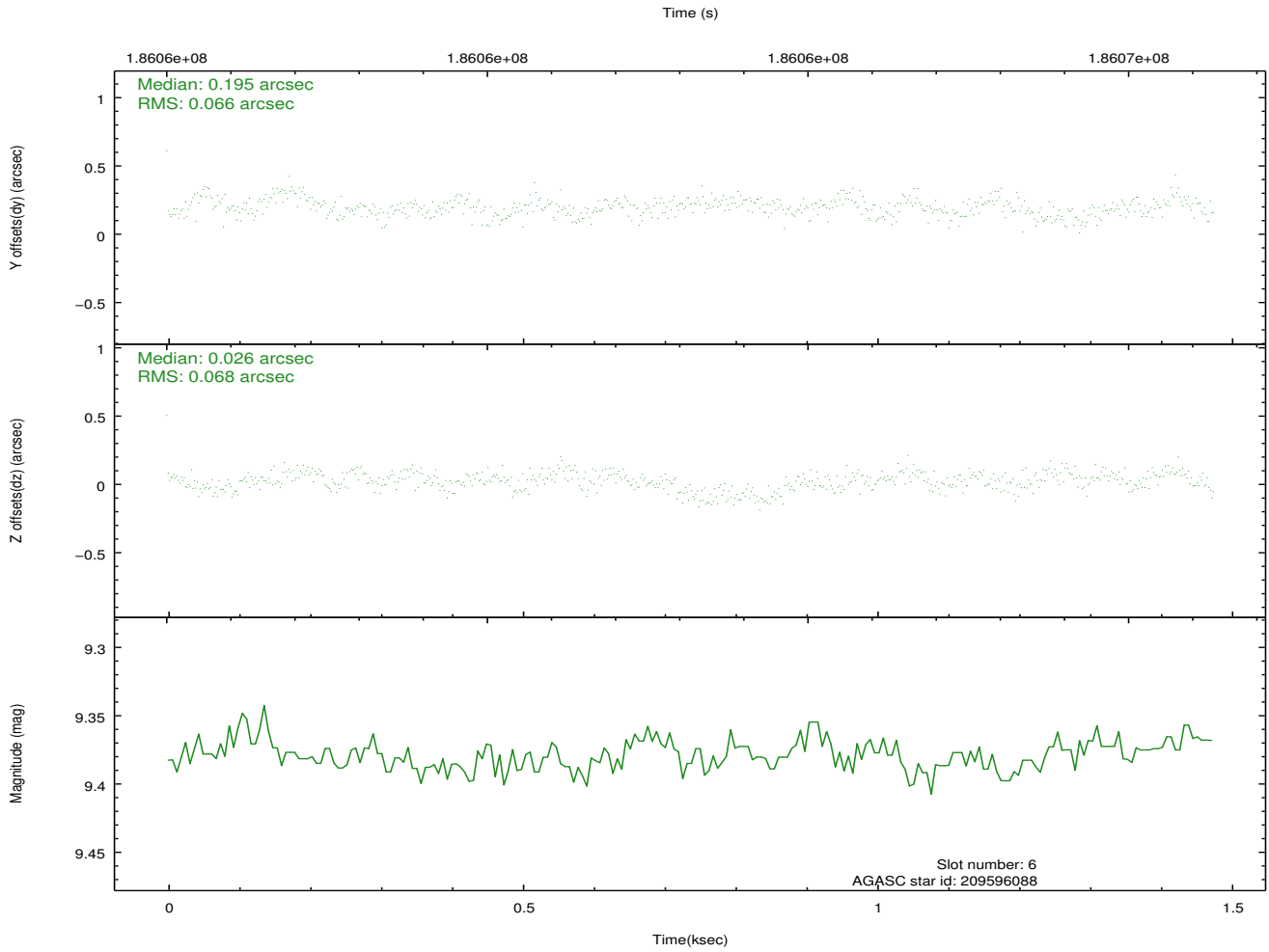
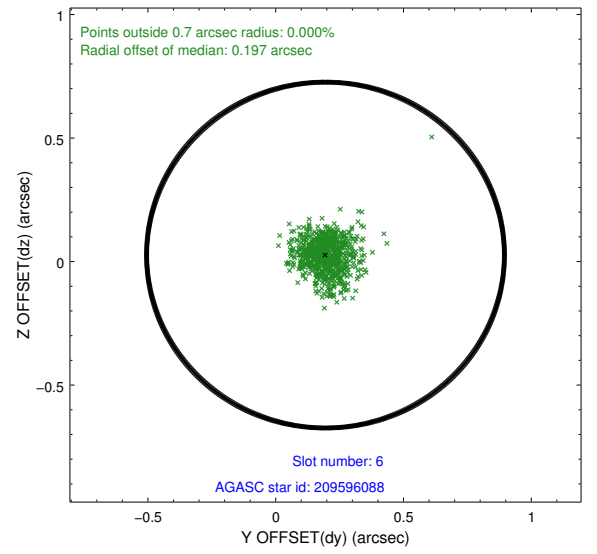
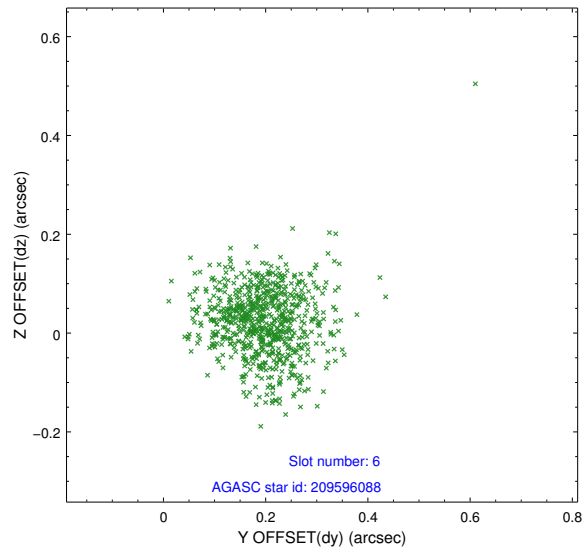
## 2.4.2 Slot 4



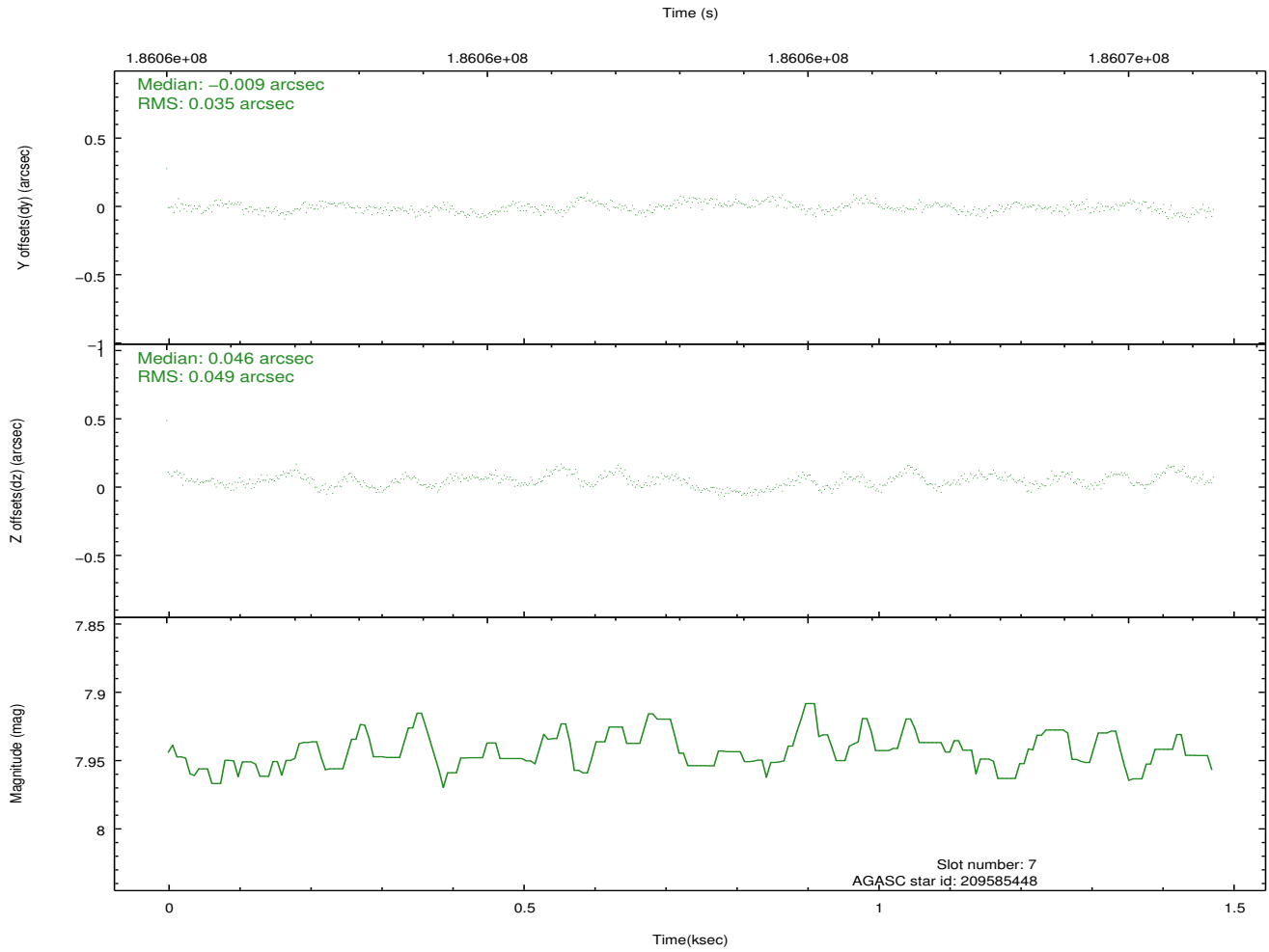
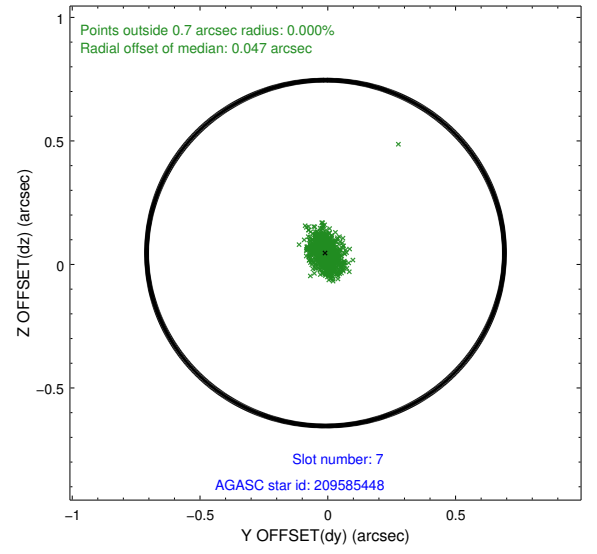
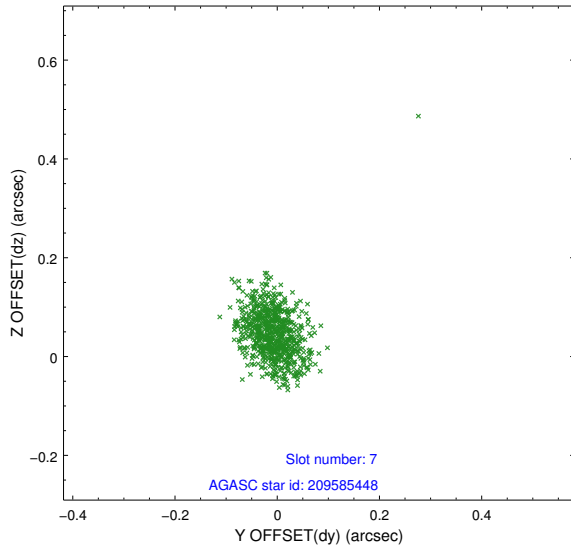
### 2.4.3 Slot 5



## 2.4.4 Slot 6

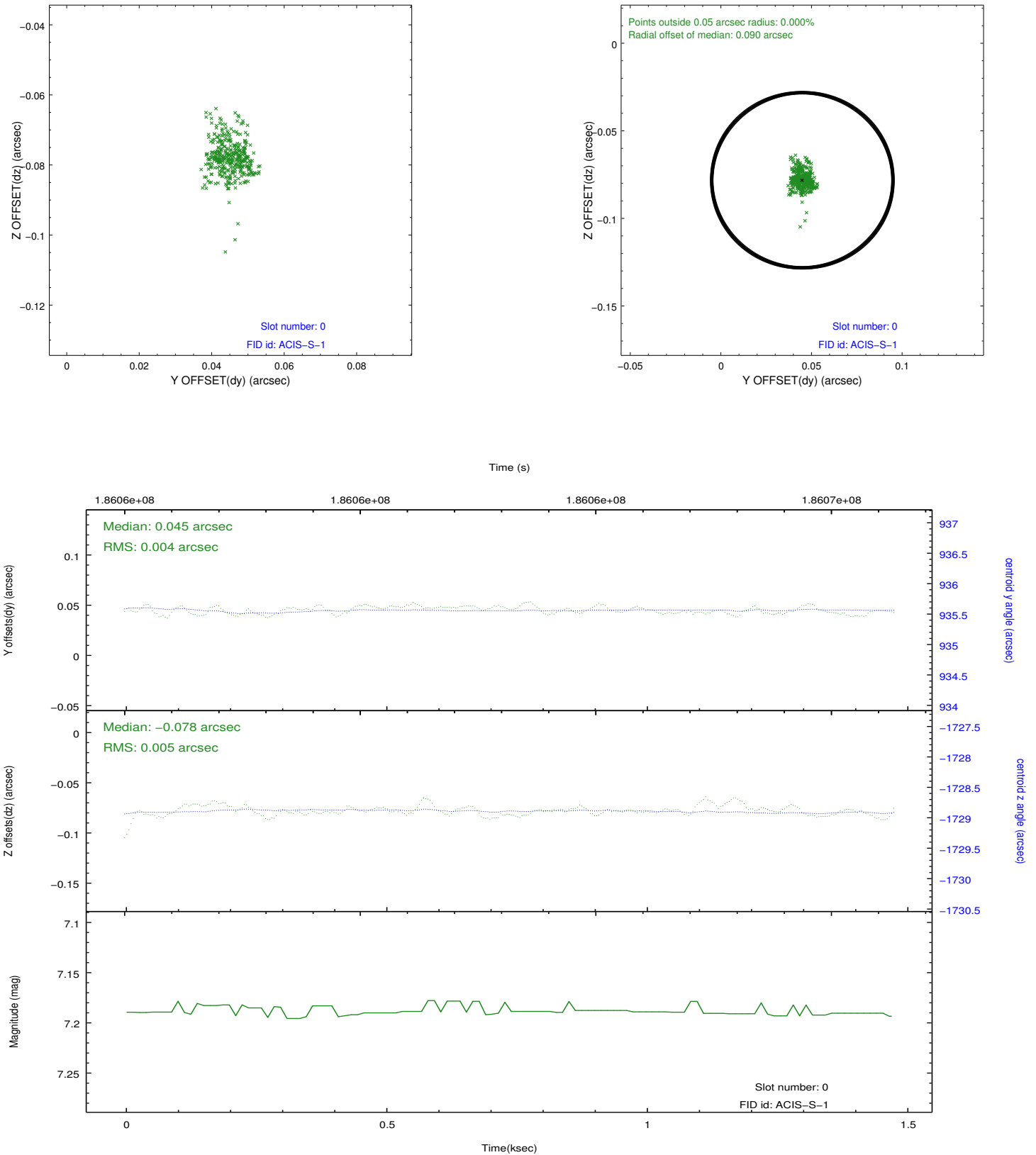


## 2.4.5 Slot 7

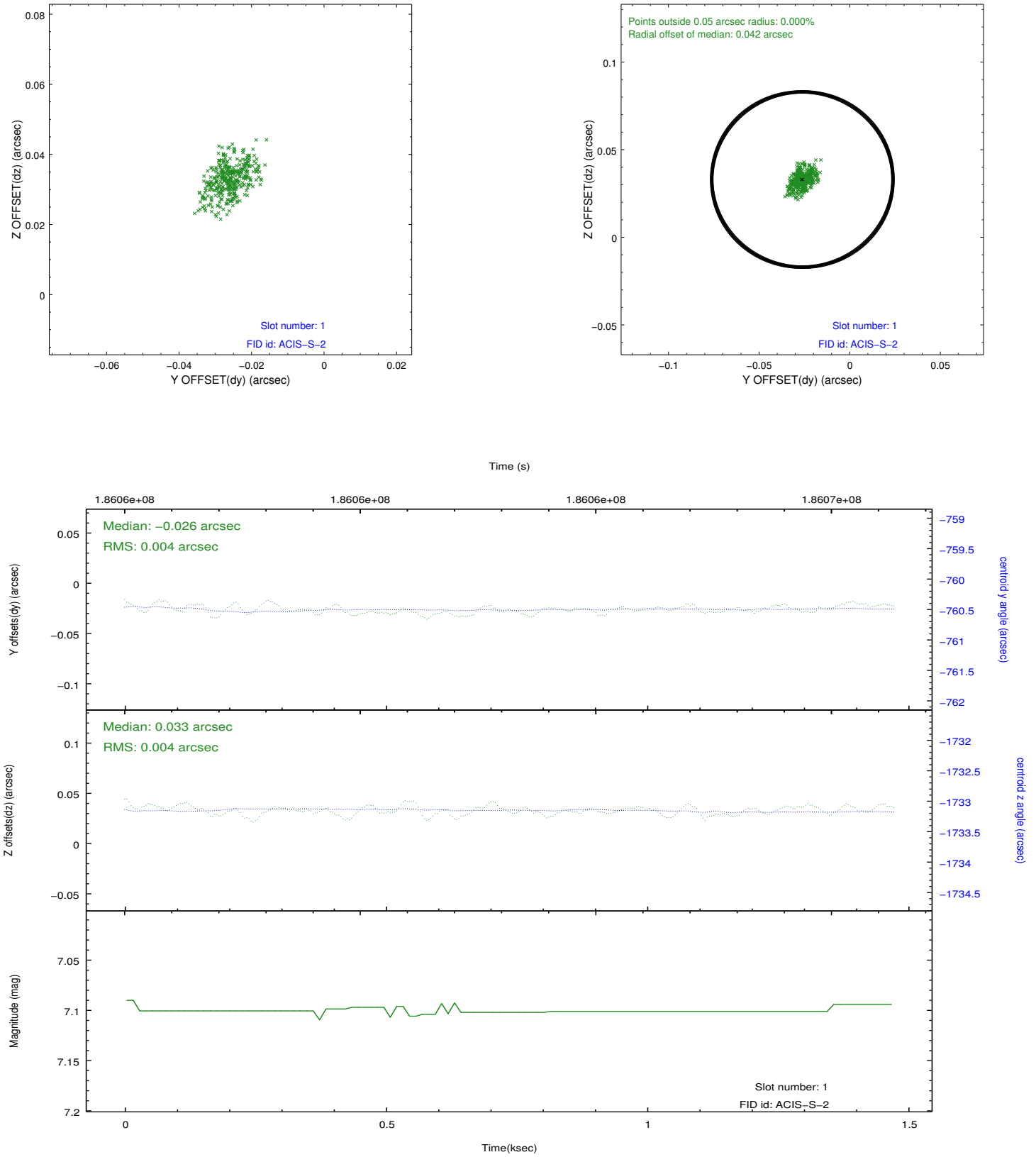


## 2.5 FID Slots

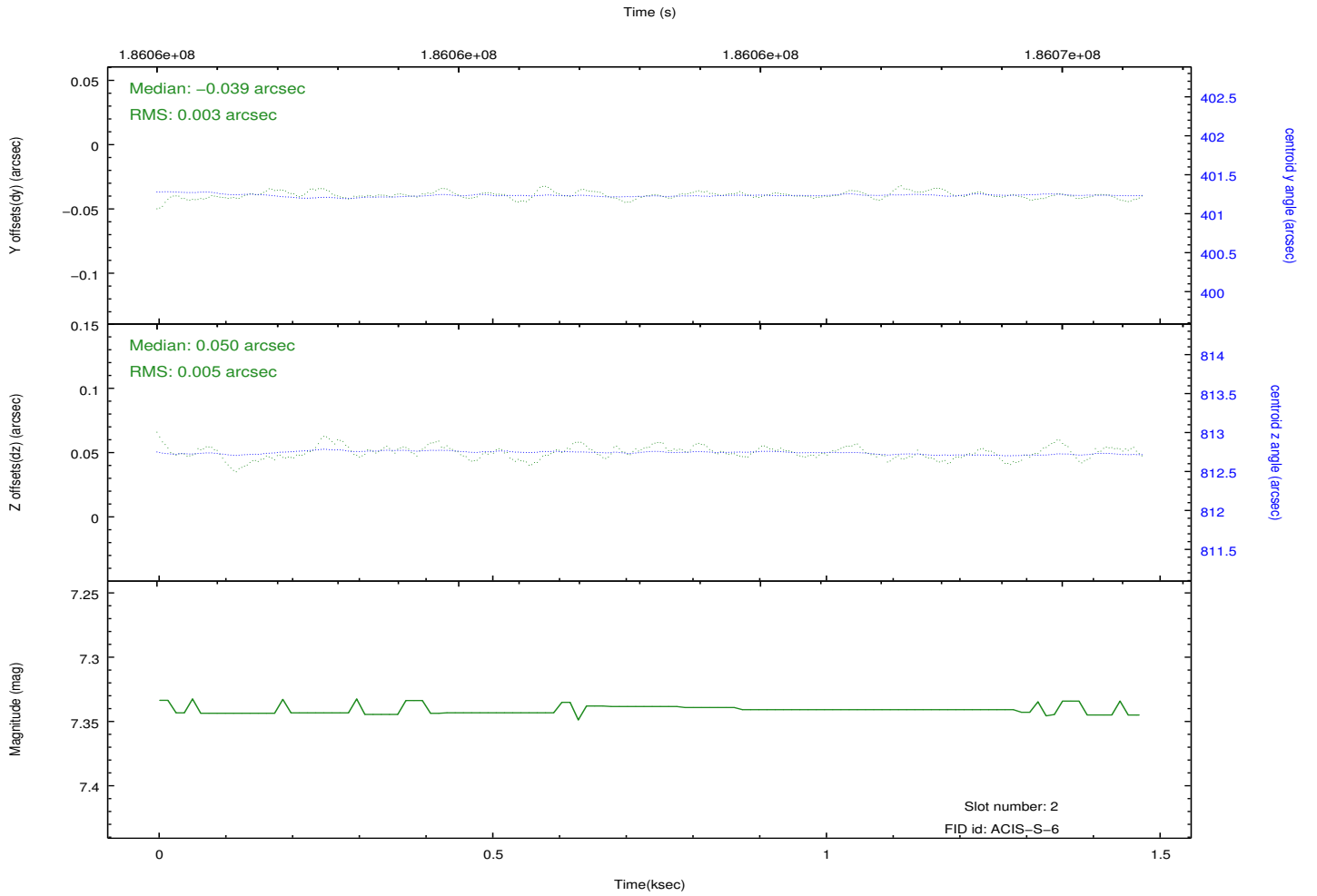
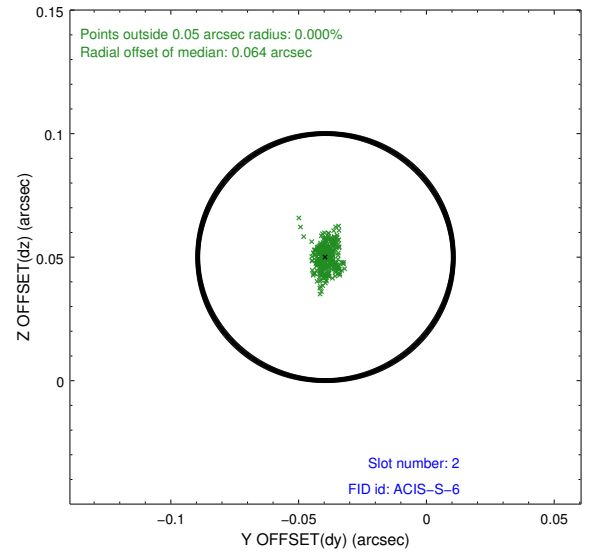
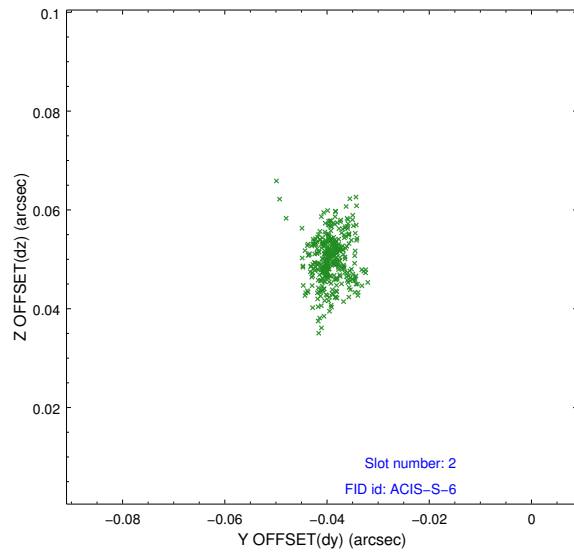
### 2.5.1 Slot 0



## 2.5.2 Slot 1



### 2.5.3 Slot 2





# A Summary

## A.1 Status

V&V Scientist	Jen Lauer
V&V Date (YYYY-MM-DD)	2012.12.02
V&V Edition	1
V&V Disposition and Status	OK
V&V Charge Time	1.475

## A.2 Comments

This is a moving target. Users will need to run `sso_freeze` or similar software to position the events in the reference frame of the target.