

V&V Reference Report

L2 ASCDS Version : 8.4.5

Observation 4269 - L2 Version 3
Chandra X-Ray Center

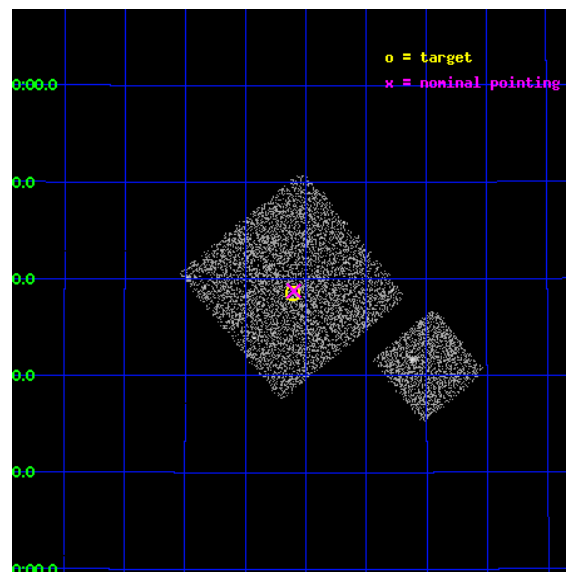
L2 Processing Date : Oct 24 2012

Contents

1	Front	2
2	OBI	3
2.1	OBI	3
2.1.1	Images	3
2.1.2	Bias	3
2.1.3	Parameters	4
2.1.4	Events	4
2.2	Compared Parameters	5
2.3	Aspect	6
2.4	Star Slots	9
2.4.1	Slot 3	9
2.4.2	Slot 4	10
2.4.3	Slot 5	11
2.4.4	Slot 6	12
2.4.5	Slot 7	13
2.5	FID Slots	14
2.5.1	Slot 0	14
2.5.2	Slot 1	15
2.5.3	Slot 2	16
A	Summary	17
A.1	Status	17
A.2	Comments	17

1 Front


seq_num	900312	Sequence number
obs_id	4269	Observation id
title	A CHANDRA WIDE-FIELD SURVEY TO MAP THE COSMIC WEB AND INVESTIGATE THE EVOLUTION OF NUCLEAR ACCRETION	Proposal title
observer	Dr. Christine Jones	Principal investigator
object	SS22	Source name
dtcycle	0	
cycle	P	events from which exps? Prim/Second/Both
ra_targ	216.527246	Observer's specified target RA [deg]
dec_targ	32.642142	Observer's specified target Dec [deg]
ra_nom	216.52471143852	Nominal RA [deg]
dec_nom	32.646159380709	Nominal Dec [deg]
roll_nom	141.01010054879	Nominal Roll [deg]
revision	3	Processing version of data
ontime	5118.0589899719	Sum of GTIs [s]
livetime	5051.1877814077	Livetime [s]
ontime0	5121.1999901235	Sum of GTIs [s]
ontime1	5118.0589999259	Sum of GTIs [s]
ontime2	5121.1999901235	Sum of GTIs [s]
ontime3	5118.0589899719	Sum of GTIs [s]
ontime6	5121.1999901235	Sum of GTIs [s]
l2events	10548	Number of level 2 events




2 OBI

2.1 OBI

2.1.1 Images



2.1.2 Bias



2.1.3 Parameters

obi_num	0	Obi number	sched_exp_time	5000.000000	[s] Scheduled observation exposure time
ascdsver	8.4.5	Processing system revision	ontime	5118.0589899719	Sum of GTIs [s]
caldsver	4.5.2	 	ontime0	5121.1999901235	Sum of GTIs [s]
date	2012-10-24T20:48:13	Date and time of file creation	ontime1	5118.0589999259	Sum of GTIs [s]
revision	3	Processing version of data	ontime2	5121.1999901235	Sum of GTIs [s]
			ontime3	5118.0589899719	Sum of GTIs [s]
			ontime6	5121.1999901235	Sum of GTIs [s]
			l1events	130830	Number of level 1 events

2.1.4 Events

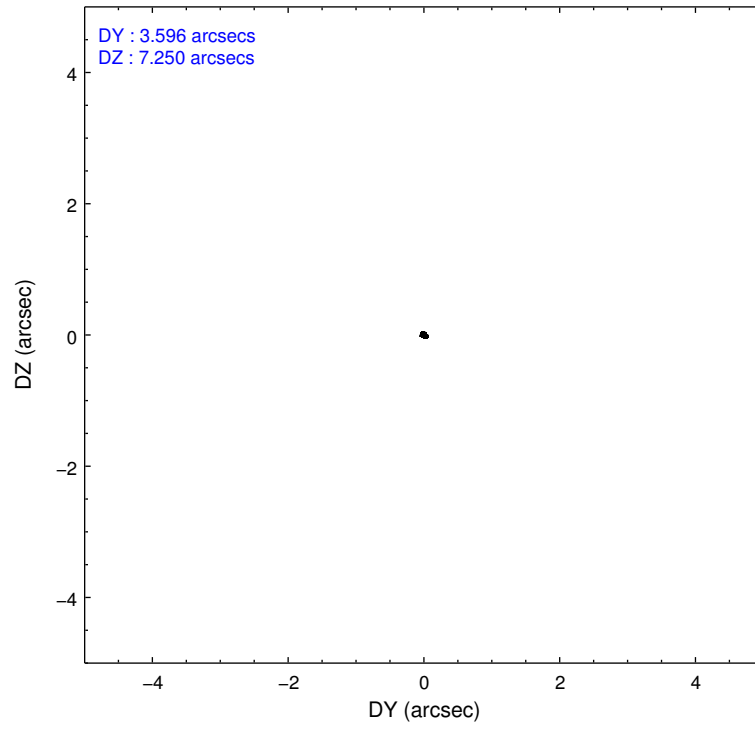
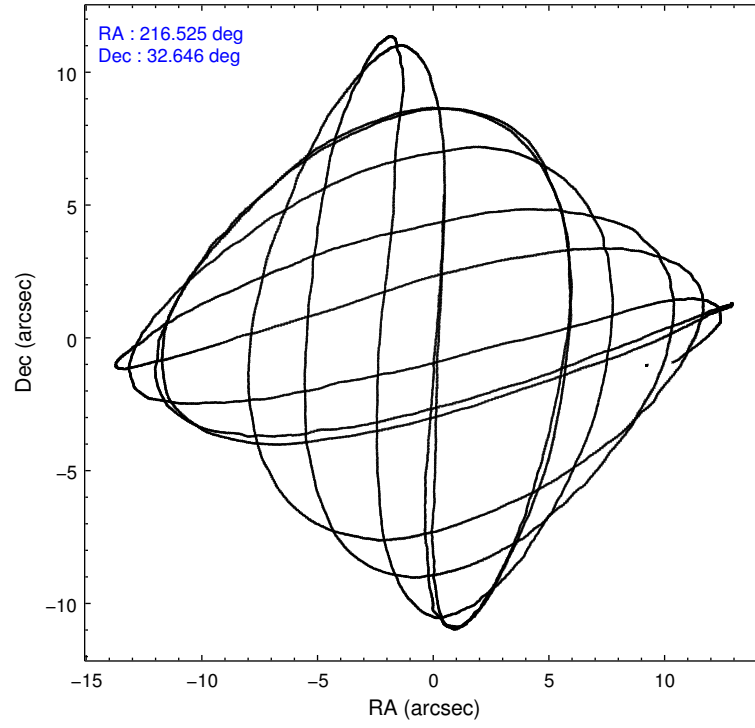
	ccd 0	ccd 1	ccd 2	ccd 3	ccd 6
level 1 events	23182	25382	28744	26791	26731
rejected events	20658	22657	26171	24466	24022
rejected %	89%	89%	91%	91%	89%

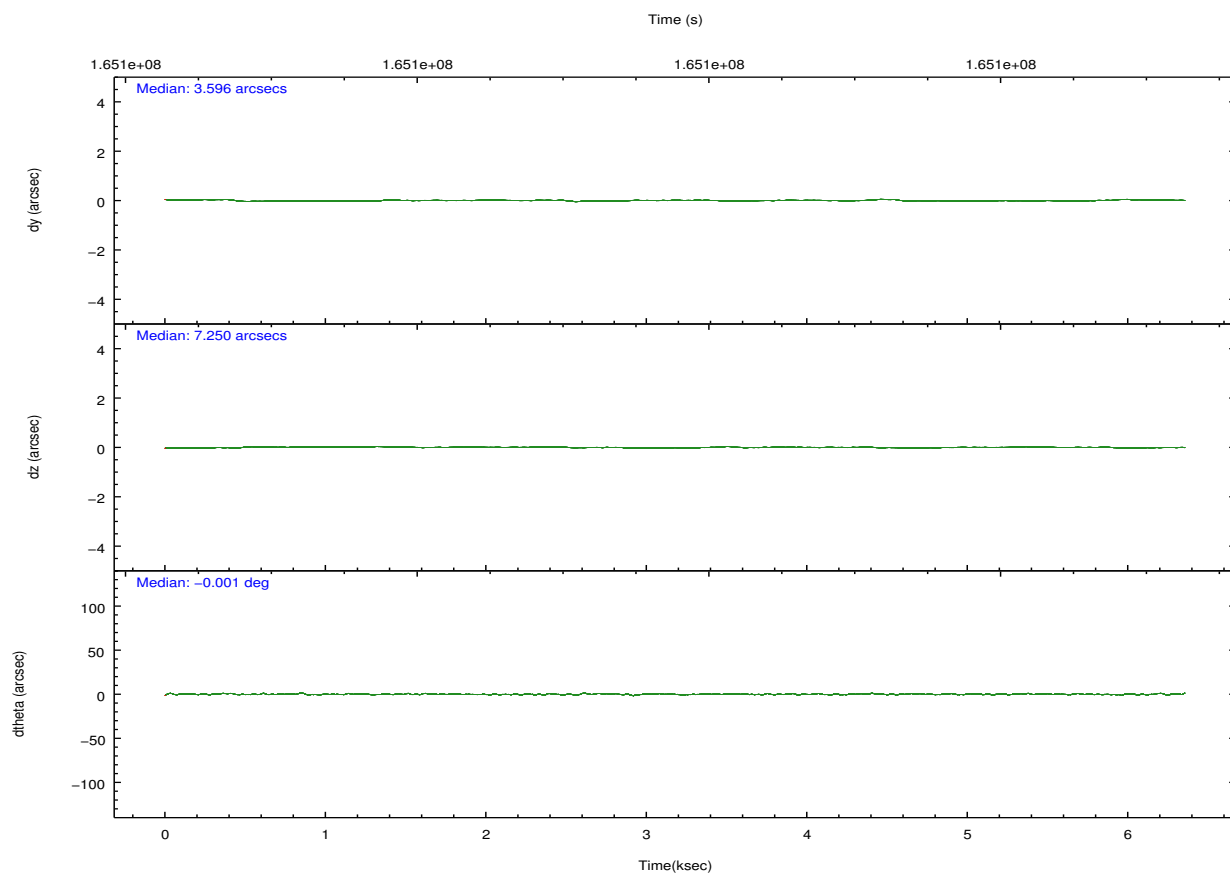
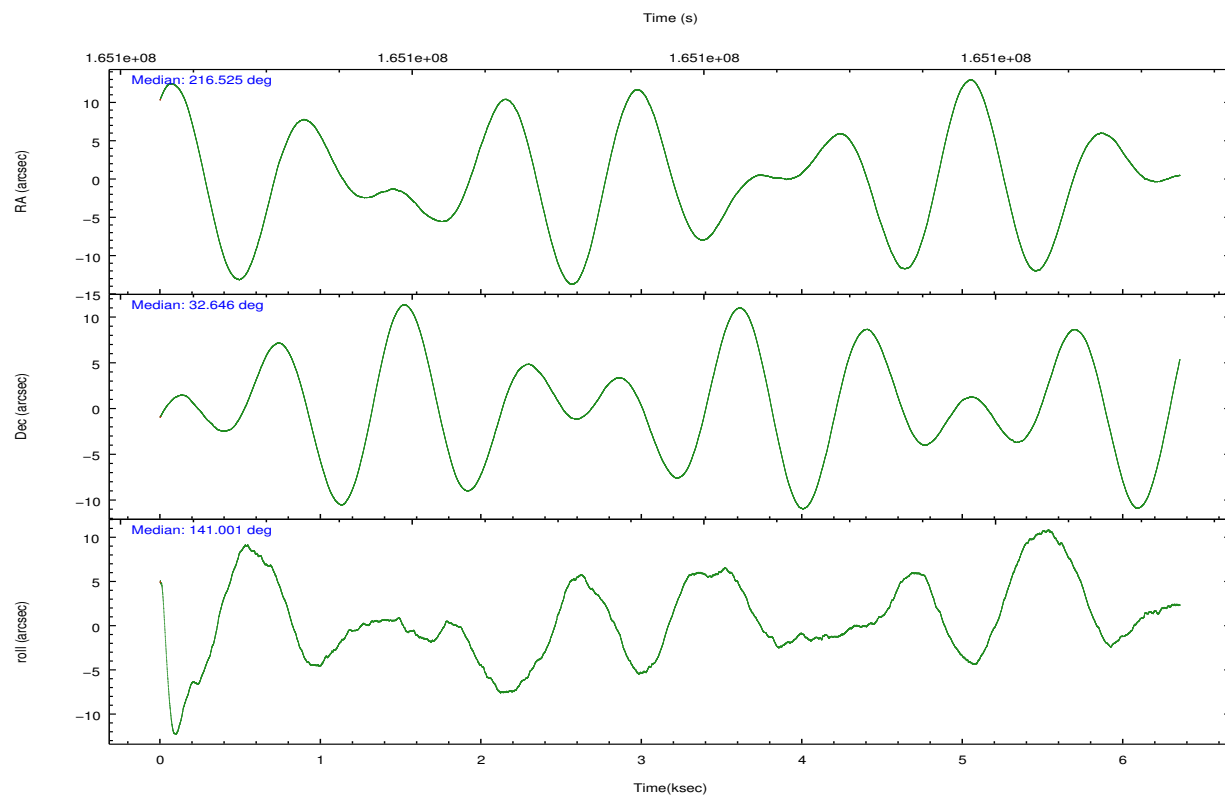
	ccd 0	ccd 1	ccd 2	ccd 3	ccd 6
grade 0 events	924	963	961	861	993
	3%	3%	3%	3%	3%
grade 1 events	13	9	12	13	12
	0%	0%	0%	0%	0%
grade 2 events	570	601	604	517	560
	2%	2%	2%	1%	2%
grade 3 events	290	343	308	268	317
	1%	1%	1%	1%	1%
grade 4 events	269	299	286	271	307
	1%	1%	0%	1%	1%
grade 5 events	781	776	747	849	936
	3%	3%	2%	3%	3%
grade 6 events	472	522	417	410	533
	2%	2%	1%	1%	1%
grade 7 events	19863	21869	25409	23602	23073
	85%	86%	88%	88%	86%

2.2 Compared Parameters

Parameter	Planned	Actual	Parameter	Planned	Actual
Instrument	ACIS	ACIS	Obspar format version number	7	7
Detector	ACIS-01236	ACIS-01236	Obspar file type	PREDICTED	ACTUAL
Grating	NONE	NONE	Obspar update status	NONE	UPDATED
Data mode	VFAINT	VFAINT	Number of optional ACIS chips dropped	0	0
Observation mode	POINTING	POINTING	On-chip summing requested	N	N
[deg] Pointing RA	216.556797	216.524711438521	Subarray requested	NONE	NONE
[deg] Pointing Dec	32.642057	32.64615938070943	Alternating exposures requested	N	N
[deg] Pointing Roll	140.784064	141.0101005487858	[s] Primary exposure time	0.000000	3.1
[mm] SIM focus pos	-0.782348	-0.7809083437167272			
[mm] SIM defocus	0	0.001439871863259334			
[mm] SIM translation stage pos	-233.592463	-233.5874344608287			
[mm] SIM translation stage offset	0	-0.005018542100998502			
[s] Observation start time (MET)	165097949.184000	165096403.51254			
Observation start date	2003-03-26T20:31:25	2003-03-26T20:06:43			
[s] Observation end time (MET)	165102949.184000	165103083.43782			
Observation end date	2003-03-26T21:54:45	2003-03-26T21:58:03			
Read mode	TIMED	TIMED			

2.3 Aspect



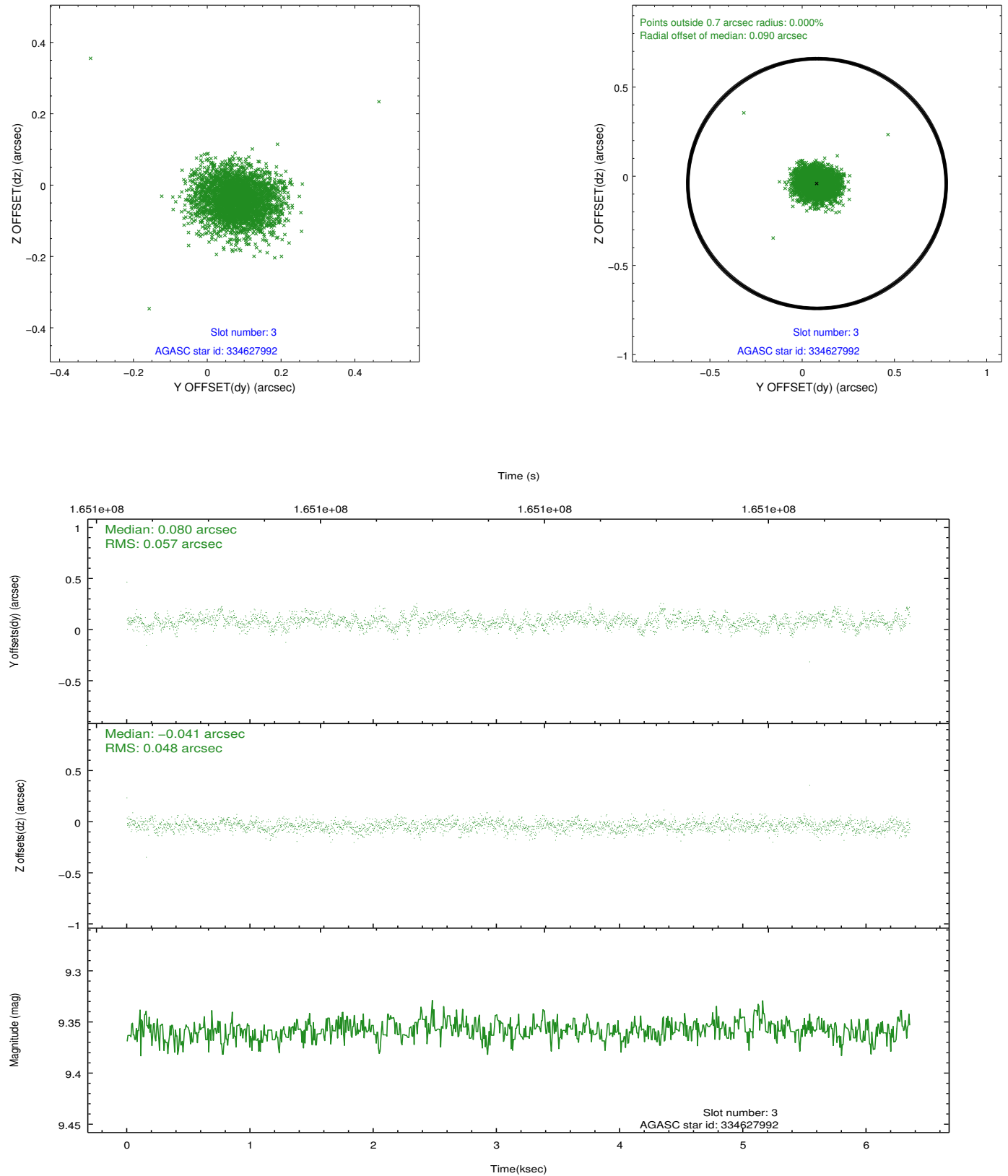


Slot Statistics

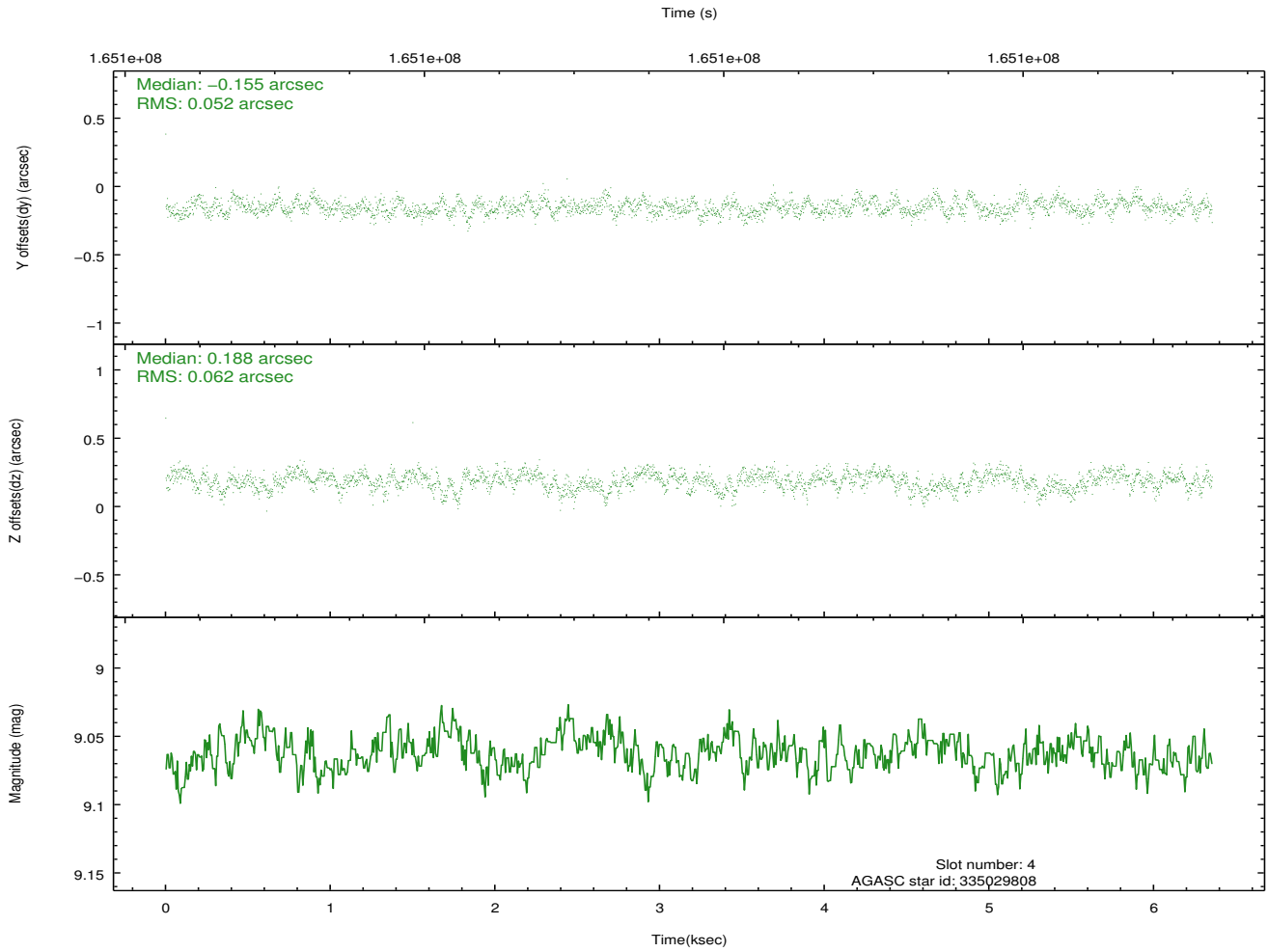
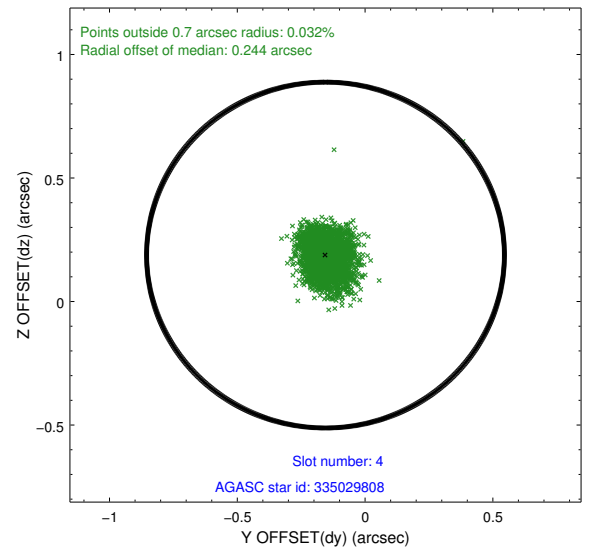
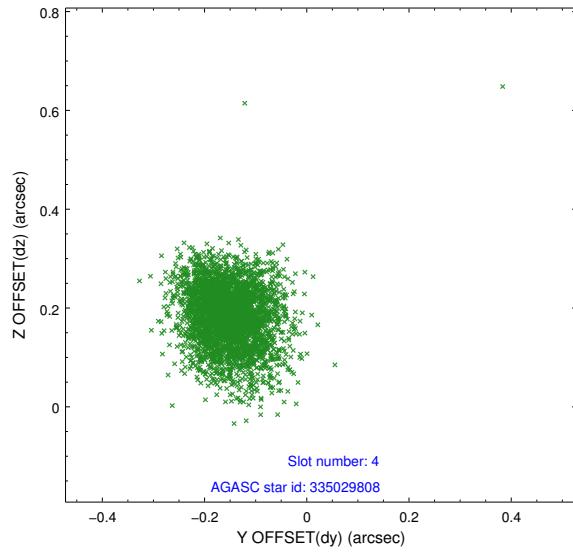
slot	status	id	mag	n_pts	med_dy	med_dz	dr1	dr2	ra	dec	mean_y	mean_z
0	FID	ACIS-I-1	7.25	1550	0.021	0.017	0.006	0.010	0.000000	0.000000	936.19	-830.64
1	FID	ACIS-I-5	7.24	1548	-0.097	0.062	0.006	0.010	0.000000	0.000000	-1811.49	1066.47
2	FID	ACIS-I-6	7.26	1550	-0.015	-0.009	0.007	0.010	0.000000	0.000000	400.73	1711.92
3	GUIDE	334627992	9.36	3099	0.080	-0.041	0.078	0.128	216.814353	32.274859	-1442.06	527.82
4	GUIDE	335029808	9.06	3098	-0.155	0.188	0.083	0.137	216.789548	33.180488	682.92	-1945.03
5	GUIDE	333710328	9.30	3100	-0.086	-0.157	0.097	0.162	215.919797	32.382995	915.11	1942.20
6	GUIDE	334627104	9.72	3101	0.163	-0.040	0.112	0.183	217.006799	32.294654	-1848.90	101.51
7	GUIDE	335028240	9.17	3100	-0.004	0.055	0.102	0.162	216.746851	33.385009	1249.27	-2433.25

2.4 Star Slots

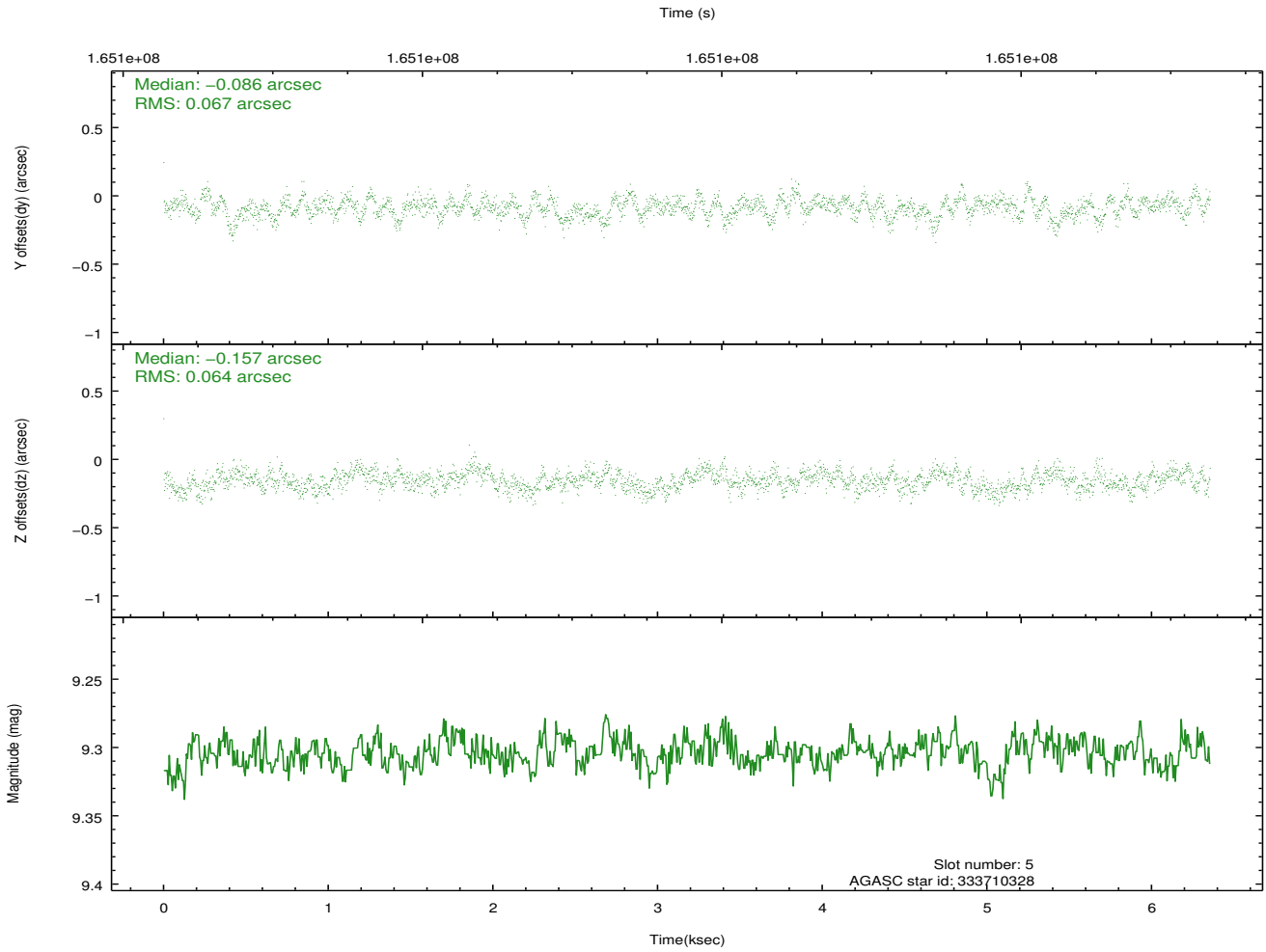
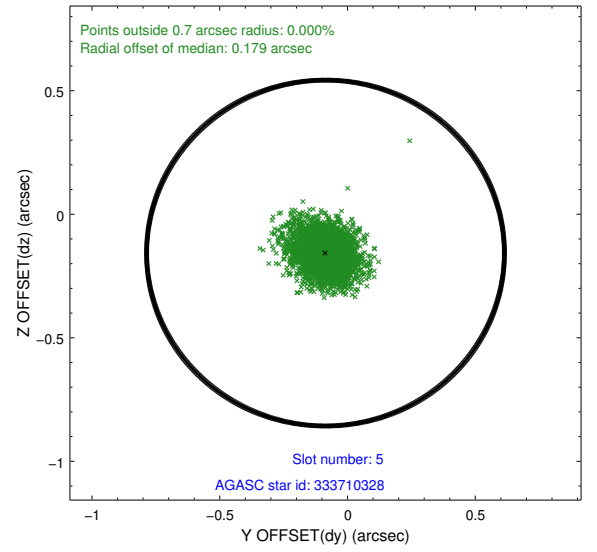
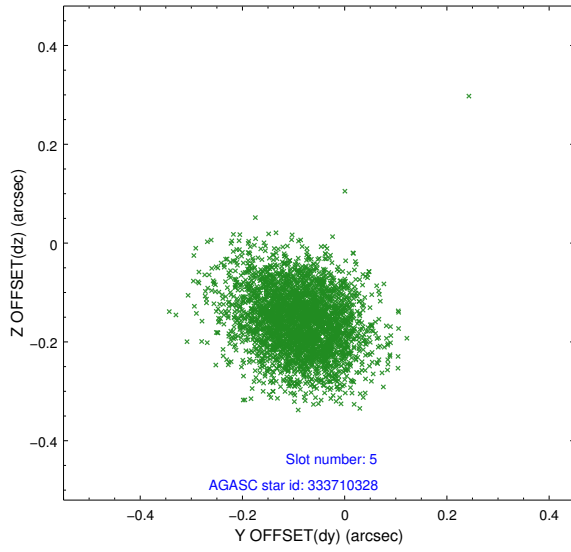
2.4.1 Slot 3



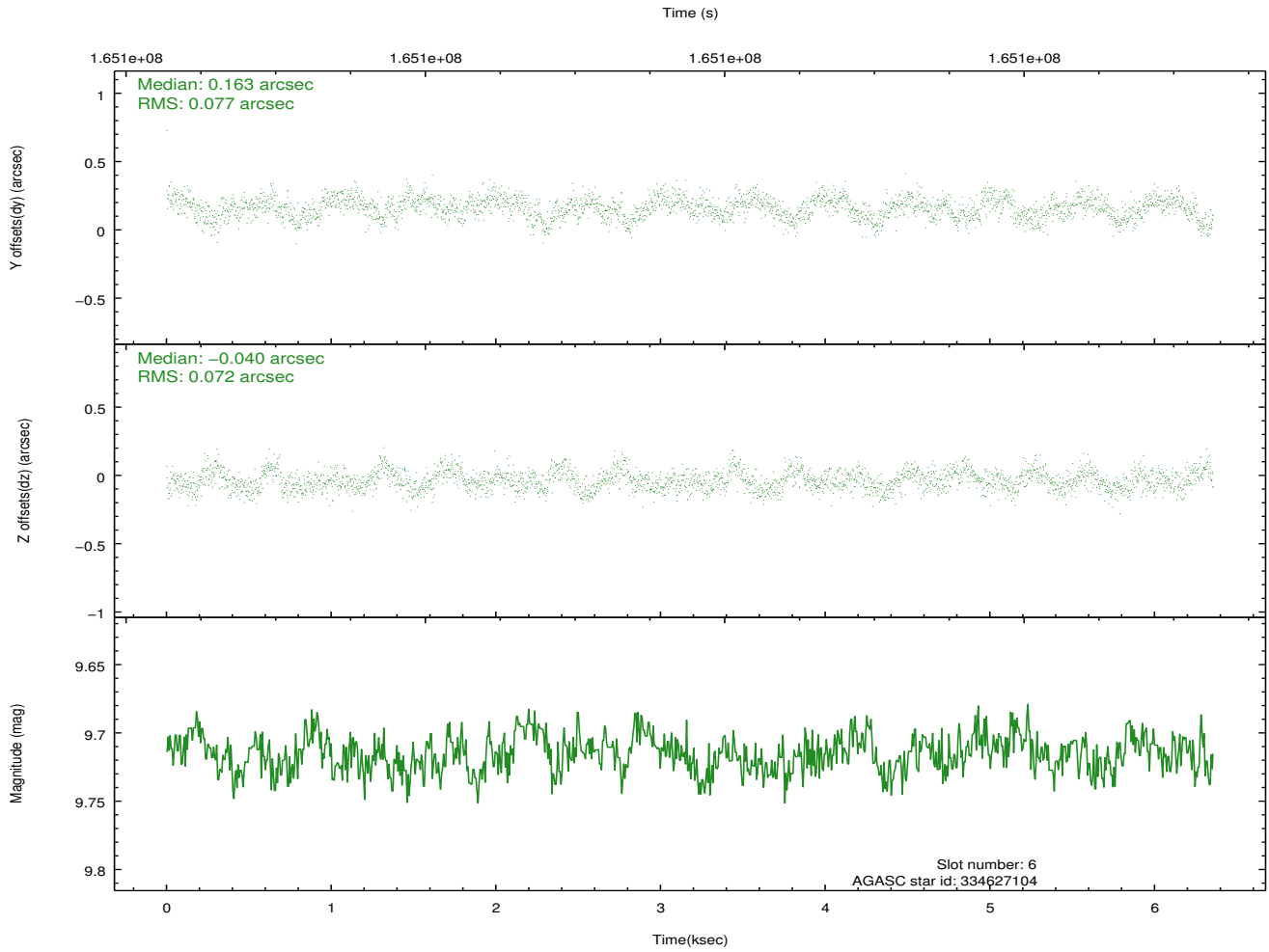
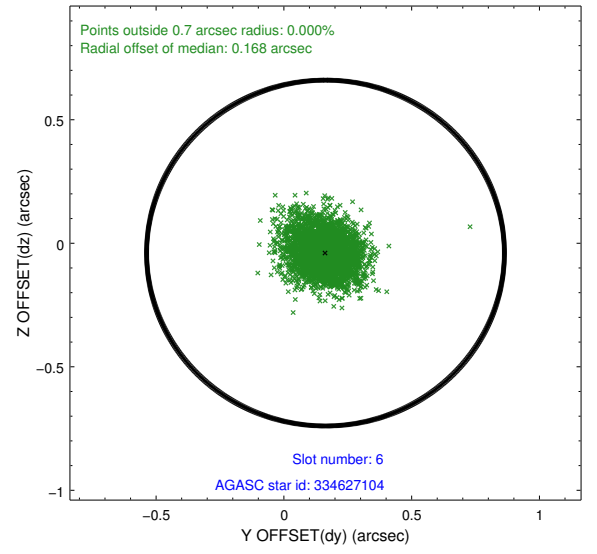
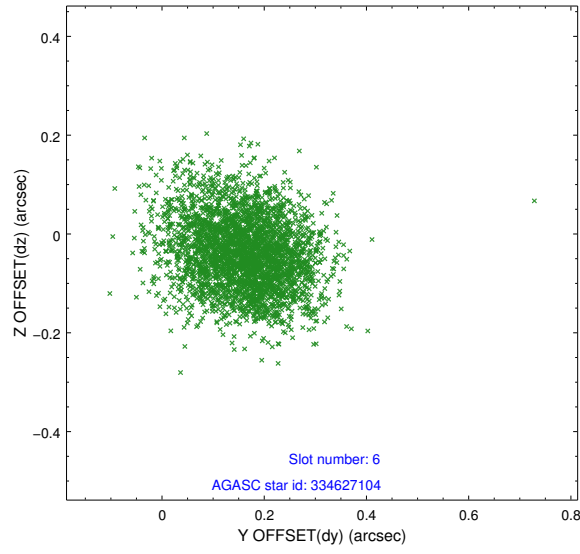
2.4.2 Slot 4



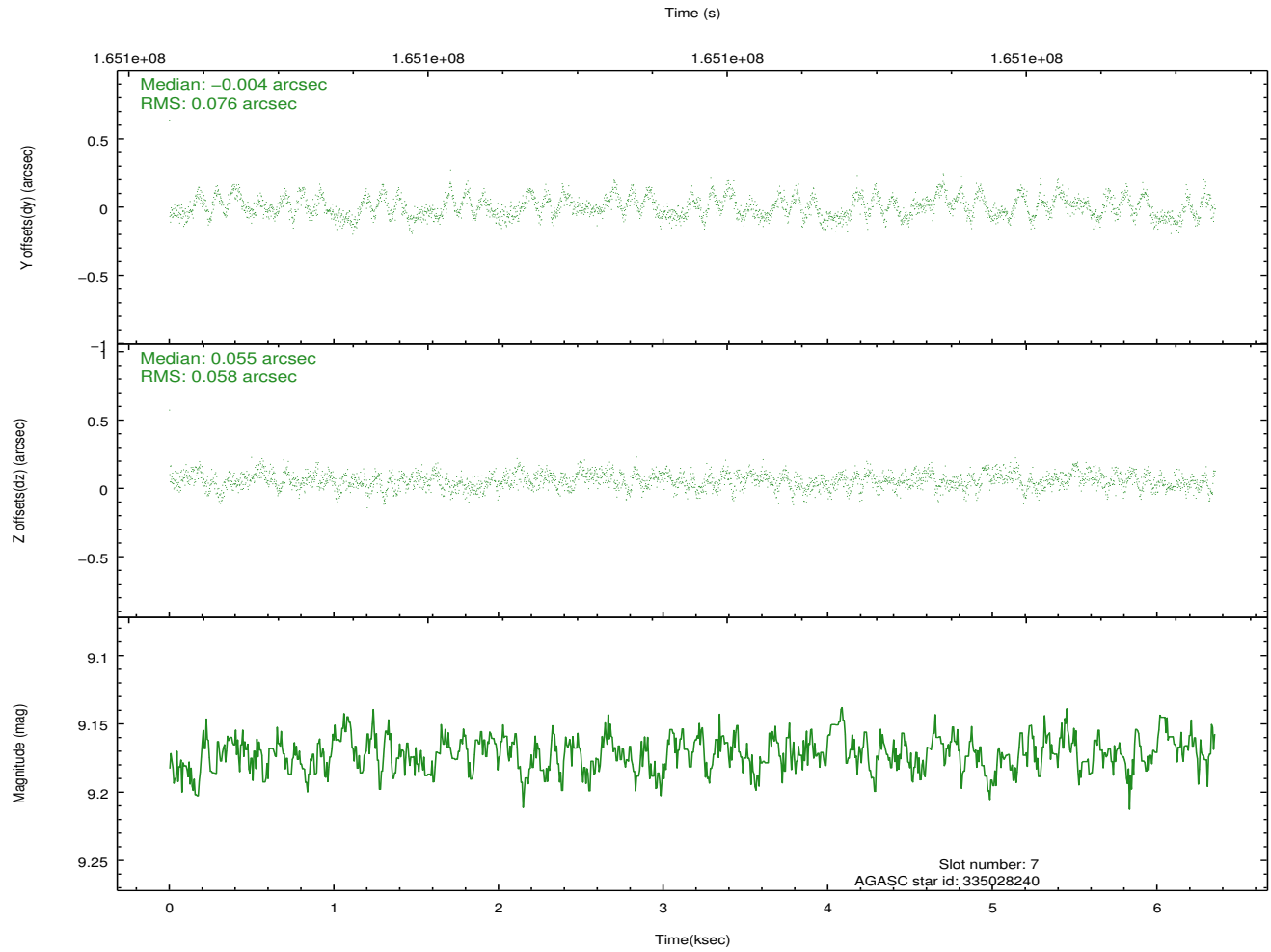
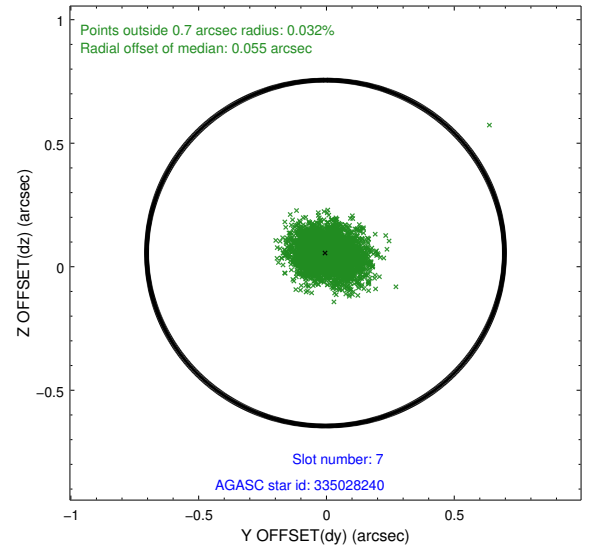
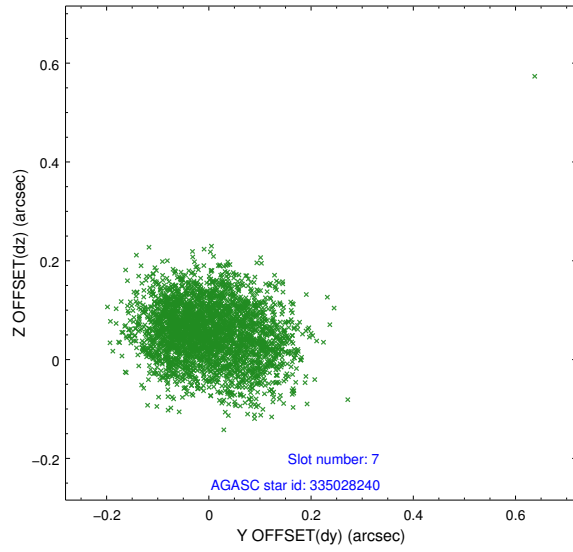
2.4.3 Slot 5



2.4.4 Slot 6

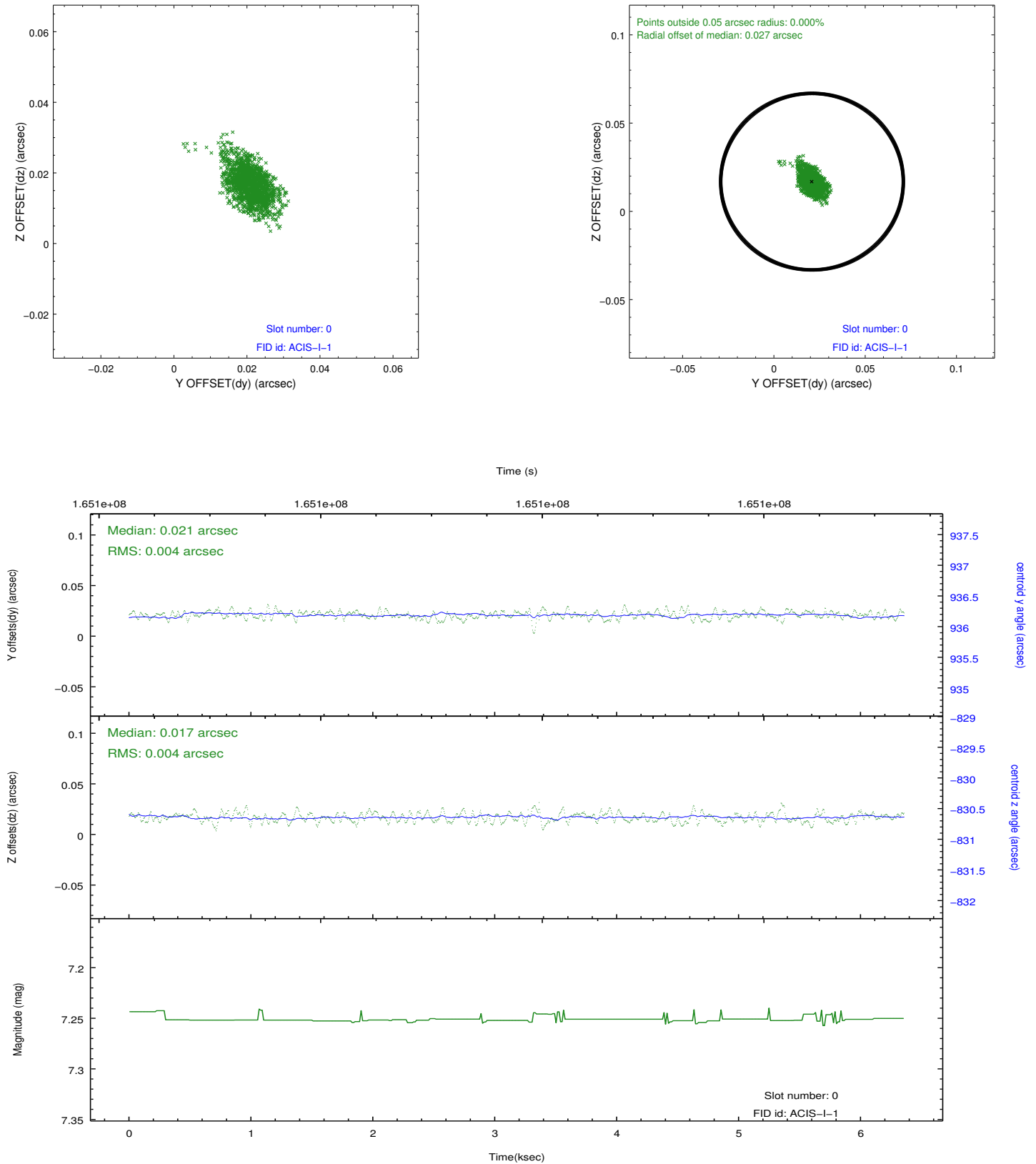


2.4.5 Slot 7

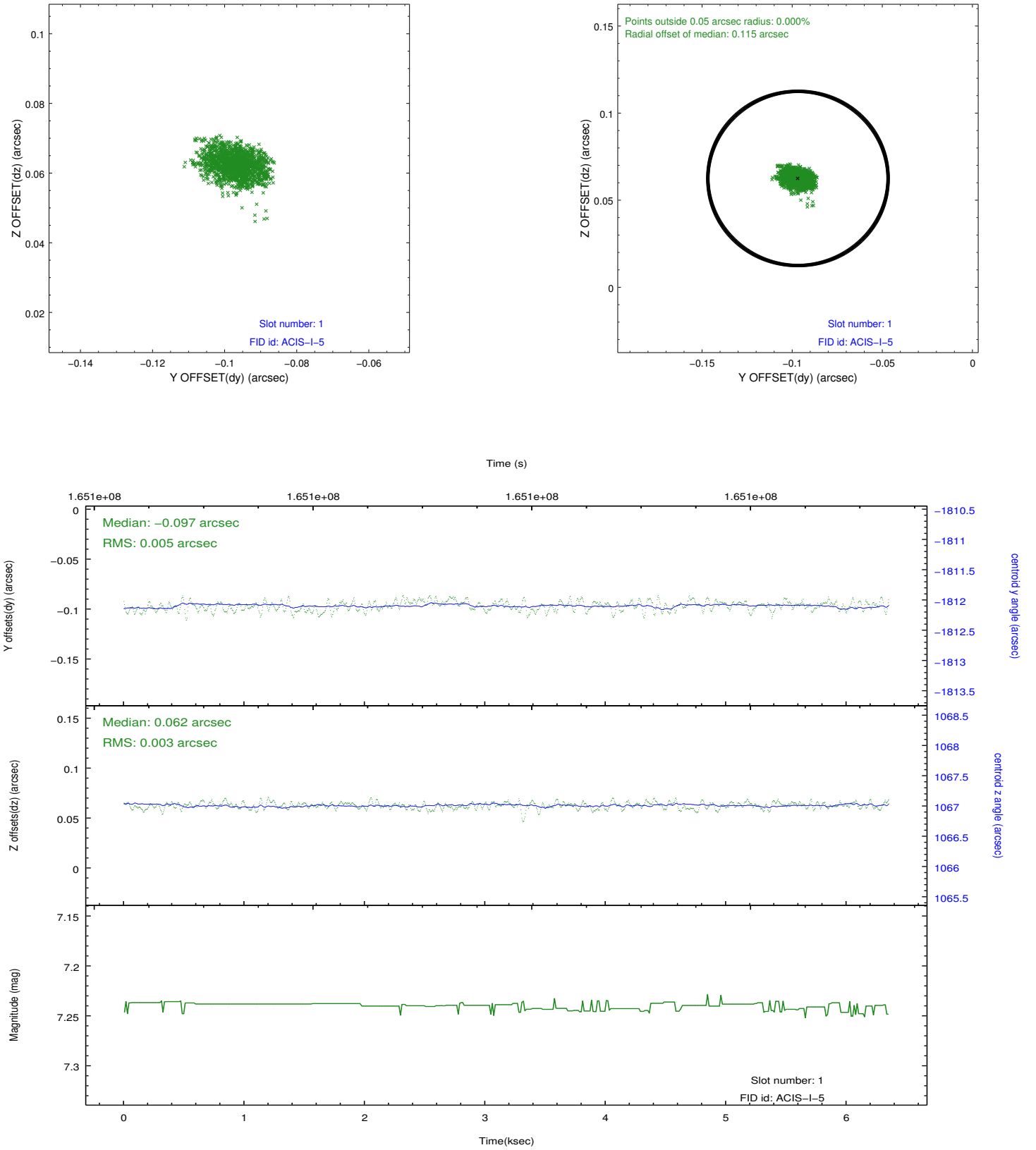


2.5 FID Slots

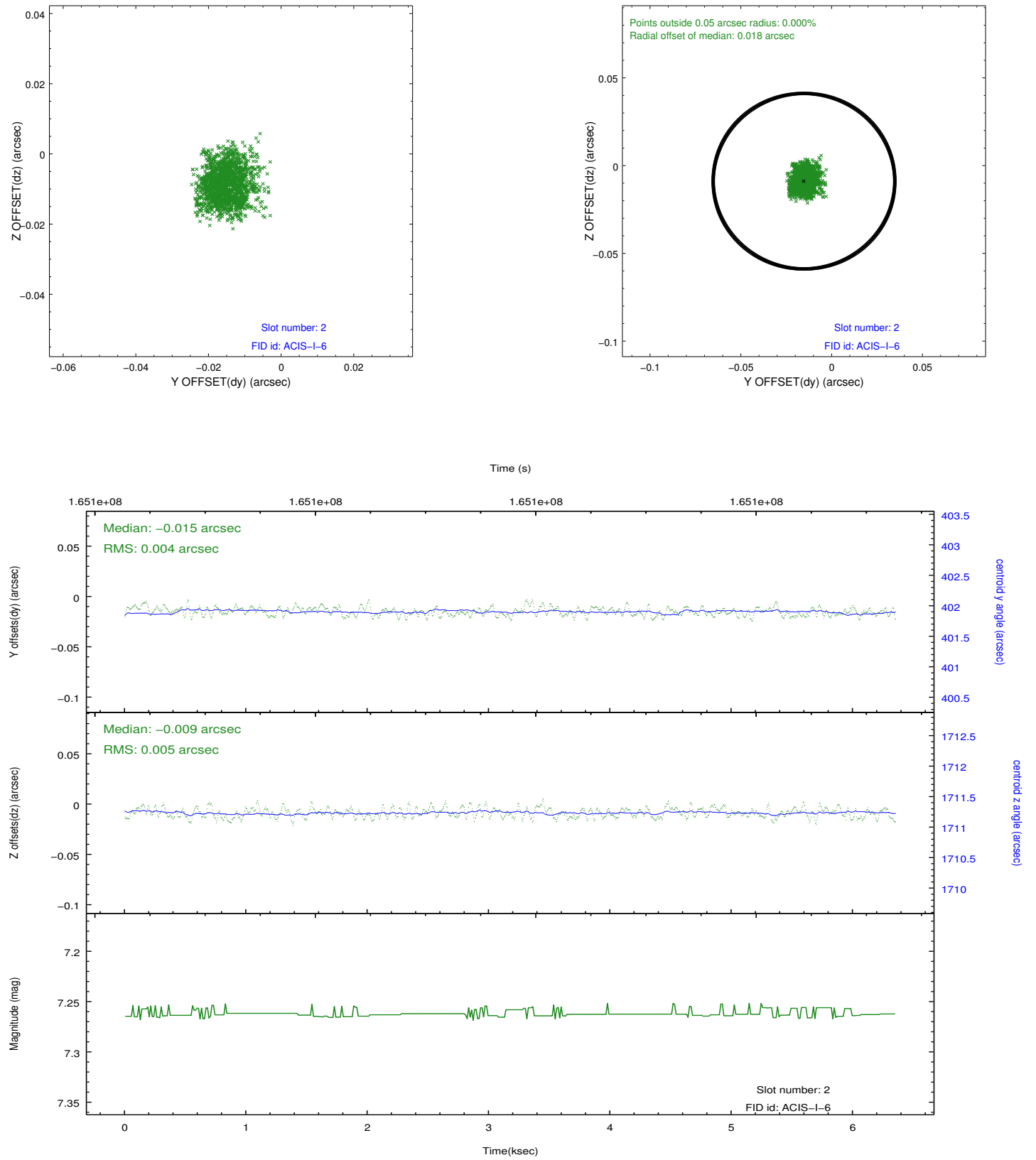
2.5.1 Slot 0



2.5.2 Slot 1



2.5.3 Slot 2



A Summary

A.1 Status

V&V Scientist	Jen Lauer
V&V Date (YYYY-MM-DD)	2012.11.08
V&V Edition	1
V&V Disposition and Status	OK
V&V Charge Time	5.124

A.2 Comments