

V&V Reference Report

L2 ASCDS Version : 10.9.1

Observation 6074 - L2 Version 4
Chandra X-Ray Center

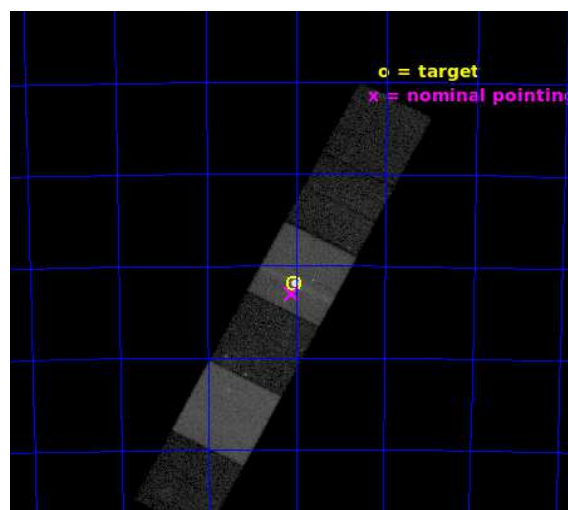
L2 Processing Date : Oct 5 2020

Contents

1	Front	2
2	OBI	3
2.1	OBI	3
2.1.1	Images	3
2.1.2	Bias	3
2.1.3	Parameters	4
2.1.4	Events	4
2.2	Compared Parameters	5
2.3	Aspect	6
2.4	Star Slots	9
2.4.1	Slot 3	9
2.4.2	Slot 4	10
2.4.3	Slot 5	11
2.4.4	Slot 6	12
2.4.5	Slot 7	13
2.5	FID Slots	14
2.5.1	Slot 0	14
2.5.2	Slot 1	15
2.5.3	Slot 2	16
A	Summary	17
A.1	Status	17
A.2	Comments	17

1 Front


seq_num	590401	Sequence number
obs_id	6074	Observation id
title	AO6A ACIS-S Calibration Observations of E0102-72	Proposal title
observer	CXC Calibration	Principal investigator
object	E0102-72.3	Source name
dtcycle	0	
cycle	P	events from which exps? Prim/Second/Both
ra_targ	16.01	Observer's specified target RA [deg]
dec_targ	-72.032028	Observer's specified target Dec [deg]
ra_nom	16.023761319898	Nominal RA [deg]
dec_nom	-72.050801493169	Nominal Dec [deg]
roll_nom	297.43658108471	Nominal Roll [deg]
revision	4	Processing version of data
ontime	20099.199925125	Sum of GTIs [s]
livetime	19844.691753387	Livetime [s]
ontime4	20095.958954841	Sum of GTIs [s]
ontime5	20099.199925125	Sum of GTIs [s]
ontime6	20099.199925125	Sum of GTIs [s]
ontime7	20099.199925125	Sum of GTIs [s]
ontime8	20099.199925125	Sum of GTIs [s]
ontime9	20095.958934933	Sum of GTIs [s]
l2events	318580	Number of level 2 events




2 OBI

2.1 OBI

2.1.1 Images



2.1.2 Bias



2.1.3 Parameters

obi_num	1	Obi number	sched_exp_time	20000.000000	[s] Scheduled observation exposure time
ascdsver	10.9.1	Processing system revision	ontime	20099.199925125	Sum of GTIs [s]
caldsver	4.9.2	 	ontime4	20095.958954841	Sum of GTIs [s]
date	2020-10-05T18:22:04	Date and time of file creation	ontime5	20099.199925125	Sum of GTIs [s]
revision	4	Processing version of data	ontime6	20099.199925125	Sum of GTIs [s]
			ontime7	20099.199925125	Sum of GTIs [s]
			ontime8	20099.199925125	Sum of GTIs [s]
			ontime9	20095.958934933	Sum of GTIs [s]
			l1events	970500	Number of level 1 events

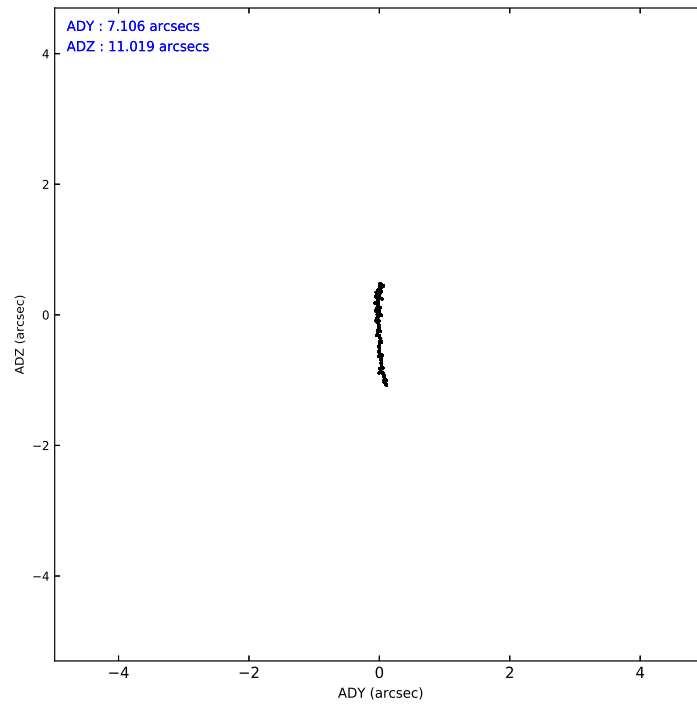
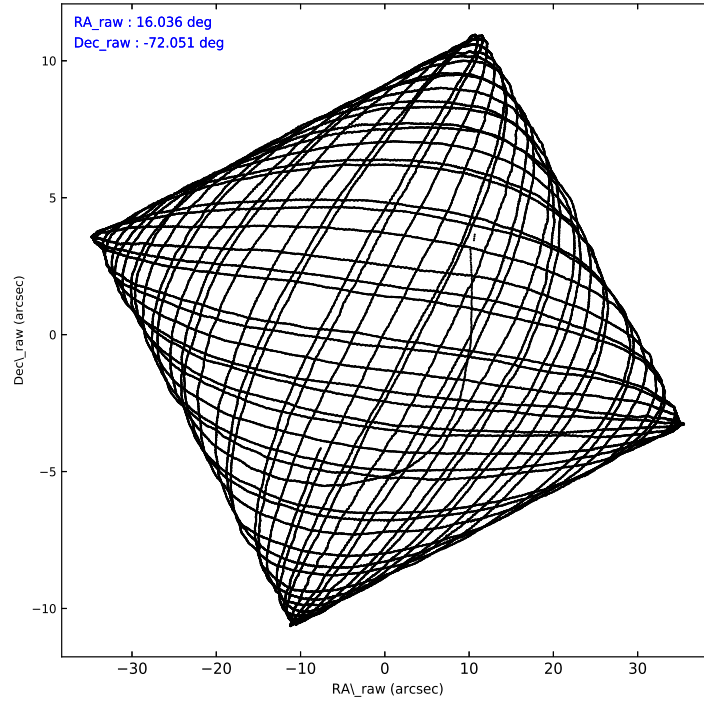
2.1.4 Events

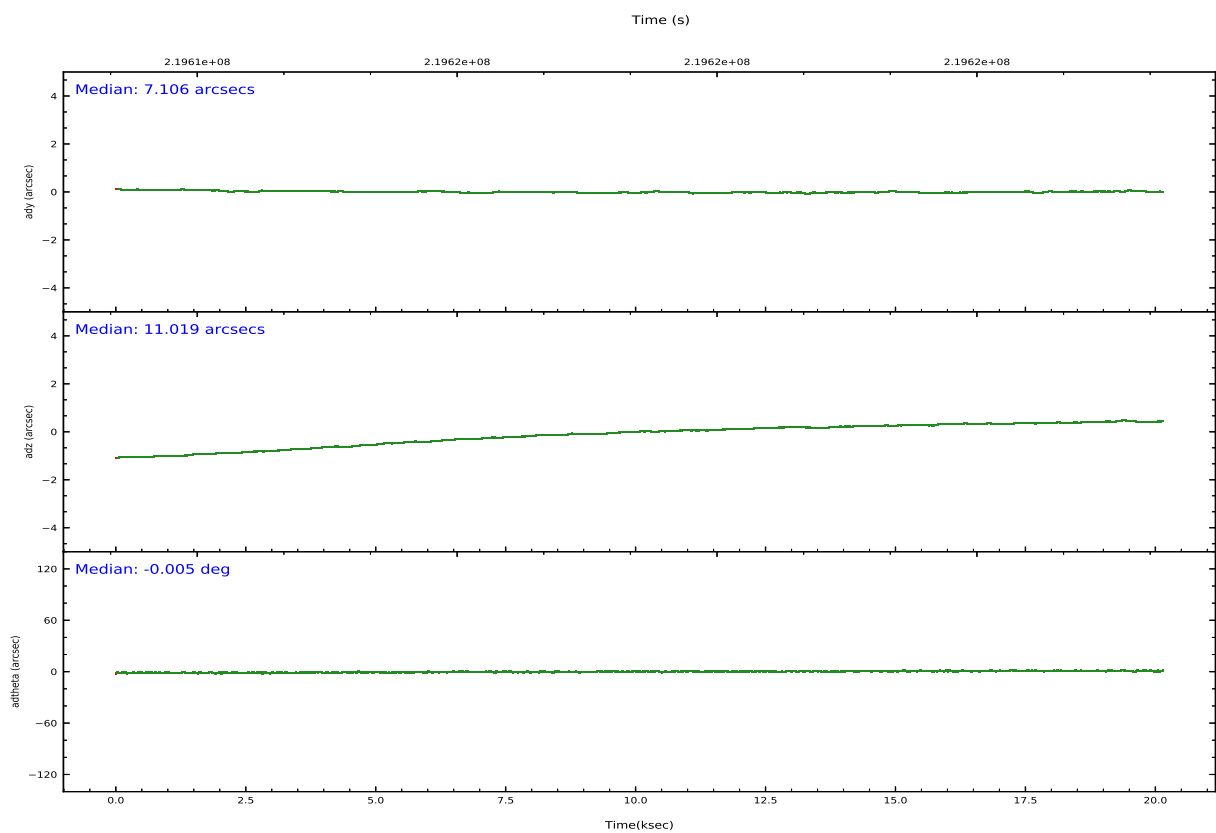
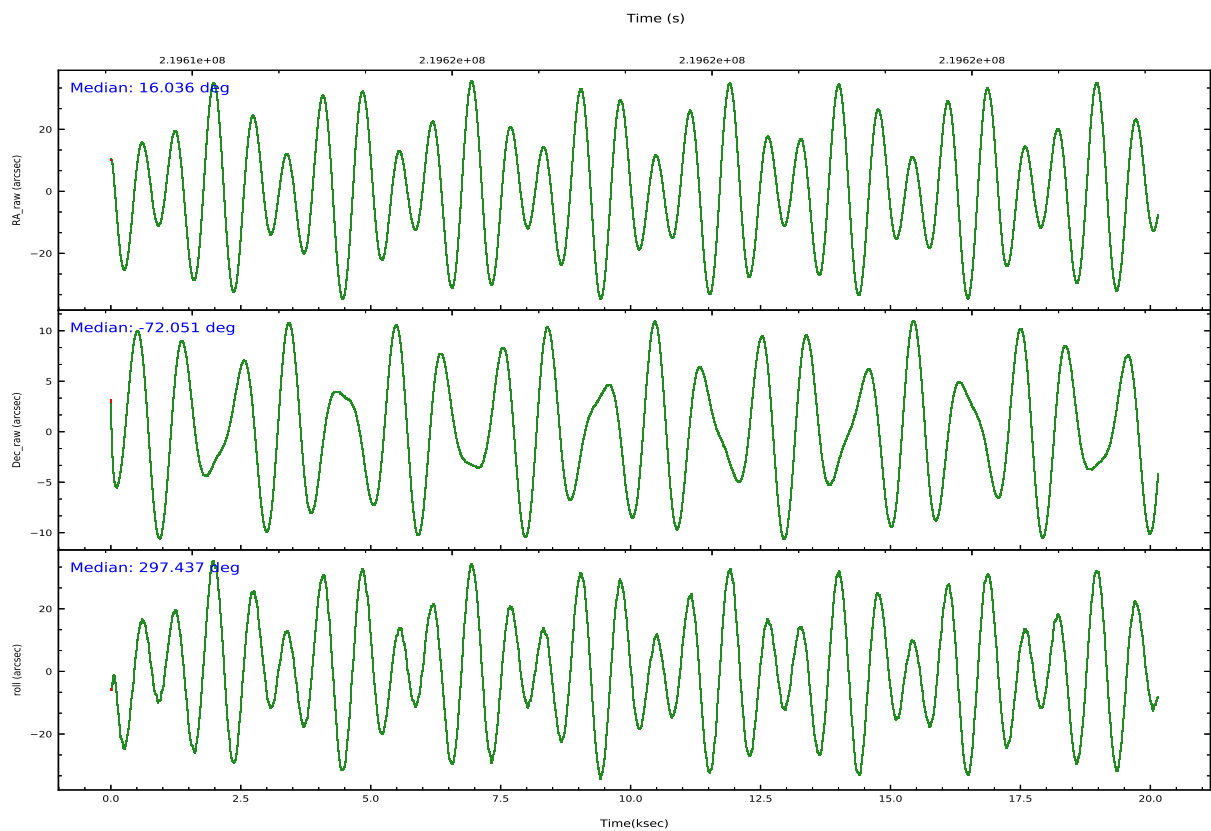
	ccd 4	ccd 5	ccd 6	ccd 7	ccd 8	ccd 9		ccd 4	ccd 5	ccd 6	ccd 7	ccd 8	ccd 9
level 1 events	148419	156076	127102	266107	154091	118705	grade 0 events	10237	10651	6858	63416	10792	4651
rejected events	130108	69490	111922	61747	118235	105866		6%	6%	5%	23%	7%	3%
rejected %	87%	44%	88%	23%	76%	89%	grade 1 events	129	567	63	1085	112	52
								0%	0%	0%	0%	0%	0%
							grade 2 events	3015	27908	2895	49670	7930	2643
								2%	17%	2%	18%	5%	2%
							grade 3 events	1531	3990	1454	22163	4081	1478
								1%	2%	1%	8%	2%	1%
							grade 4 events	1425	3873	1396	22118	3640	1447
								0%	2%	1%	8%	2%	1%
							grade 5 events	3929	12246	3992	14465	6194	4572
								2%	7%	3%	5%	4%	3%
							grade 6 events	2109	40175	2580	47036	9414	2621
								1%	25%	2%	17%	6%	2%
							grade 7 events	126044	56666	107864	46154	111928	101241
								84%	36%	84%	17%	72%	85%

2.2 Compared Parameters

Parameter	Planned	Actual	Parameter	Planned	Actual
Instrument	ACIS	ACIS	Obspar version number	8	8
Detector	ACIS-456789	ACIS-456789	Obspar file type	PREDICTED	ACTUAL
Grating	NONE	NONE	Obspar update status	NONE	UPDATED
Data mode	VFAINT	VFAINT	Number of optional ACIS chips dropped	0	0
Observation mode	POINTING	POINTING	On-chip summing requested	N	N
[deg] Pointing RA	15.960881	16.023761319898	Subarray requested	NONE	NONE
[deg] Pointing Dec	-72.036820	-72.050801493169	Alternating exposures requested	N	N
[deg] Pointing Roll	297.211433	297.43658108471	[s] Primary exposure time	0.000000	3.2
[s] Window start time (MET)	215654464.184000	215654464.184000			
[s] Window stop time (MET)	220838464.184000	220838464.184000			
[mm] SIM focus pos	-0.684267	-0.6828225247311905			
[mm] SIM defocus	0	0.001444936568705701			
[mm] SIM translation stage pos	-190.132523	-190.1400660498719			
[mm] SIM translation stage offset	0	0.00754346686406393			
[s] Observation start time (MET)	219608582.184000	219607493.61516			
Observation start date	2004-12-16T18:21:58	2004-12-16T18:04:53			
[s] Observation end time (MET)	219628582.184000	219628716.24112			
Observation end date	2004-12-16T23:55:18	2004-12-16T23:58:36			
Read mode	TIMED	TIMED			

2.3 Aspect



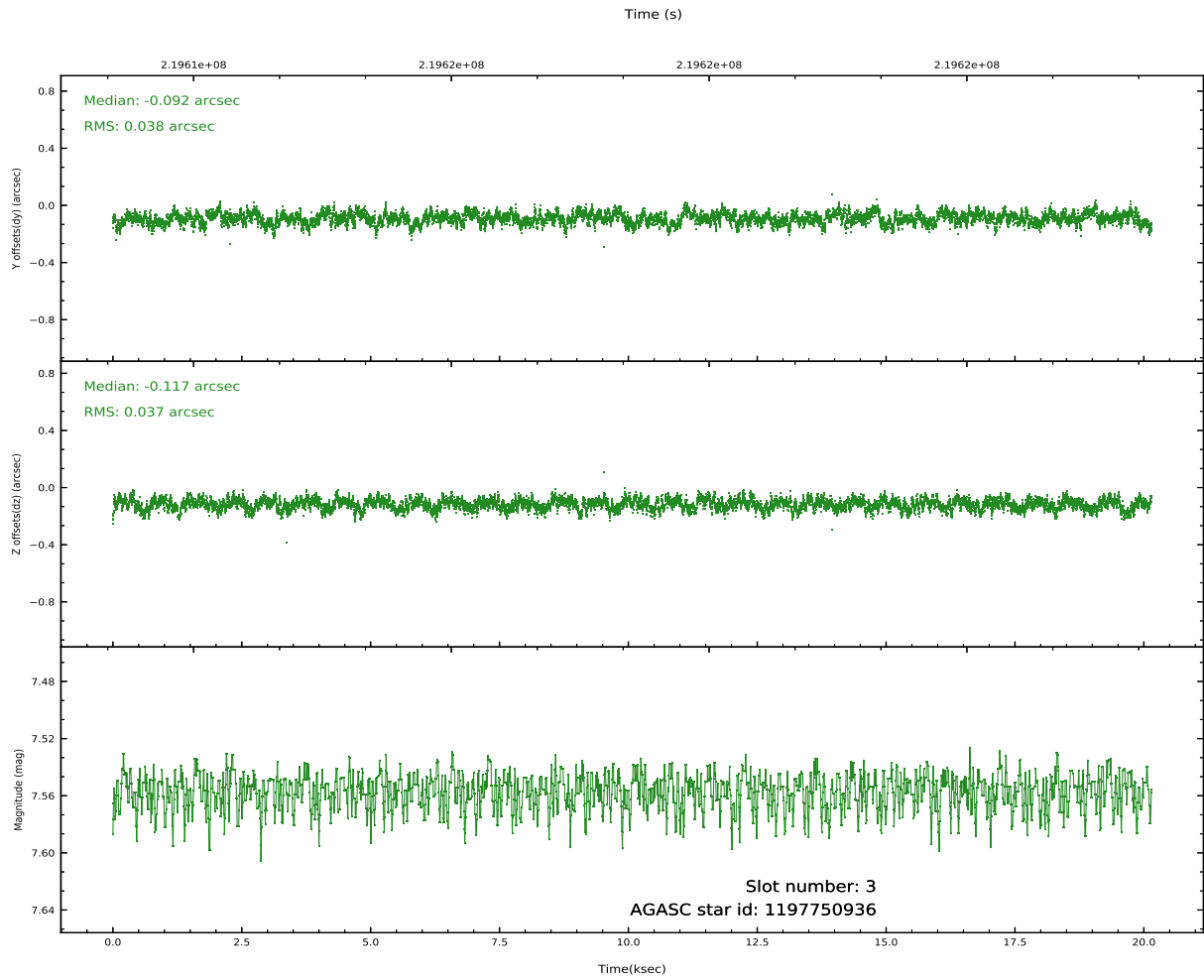
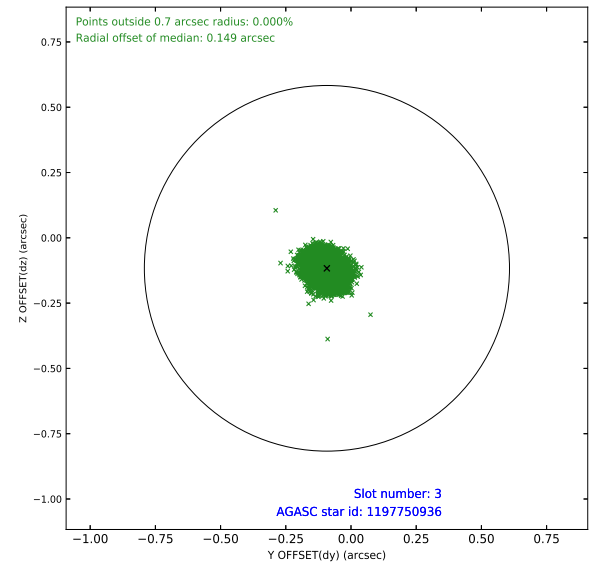
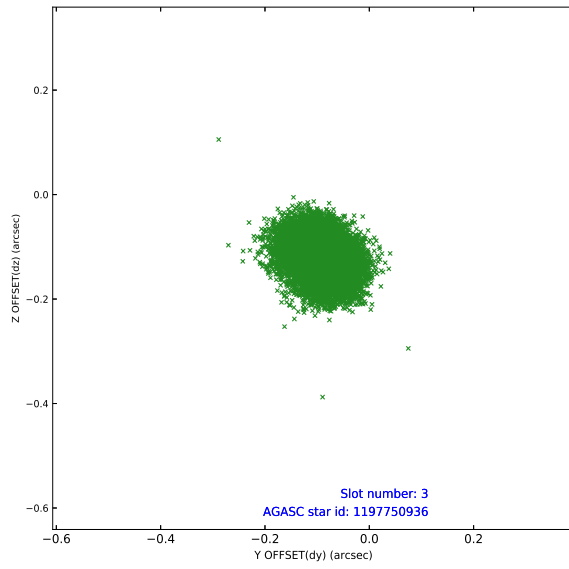


Slot Statistics

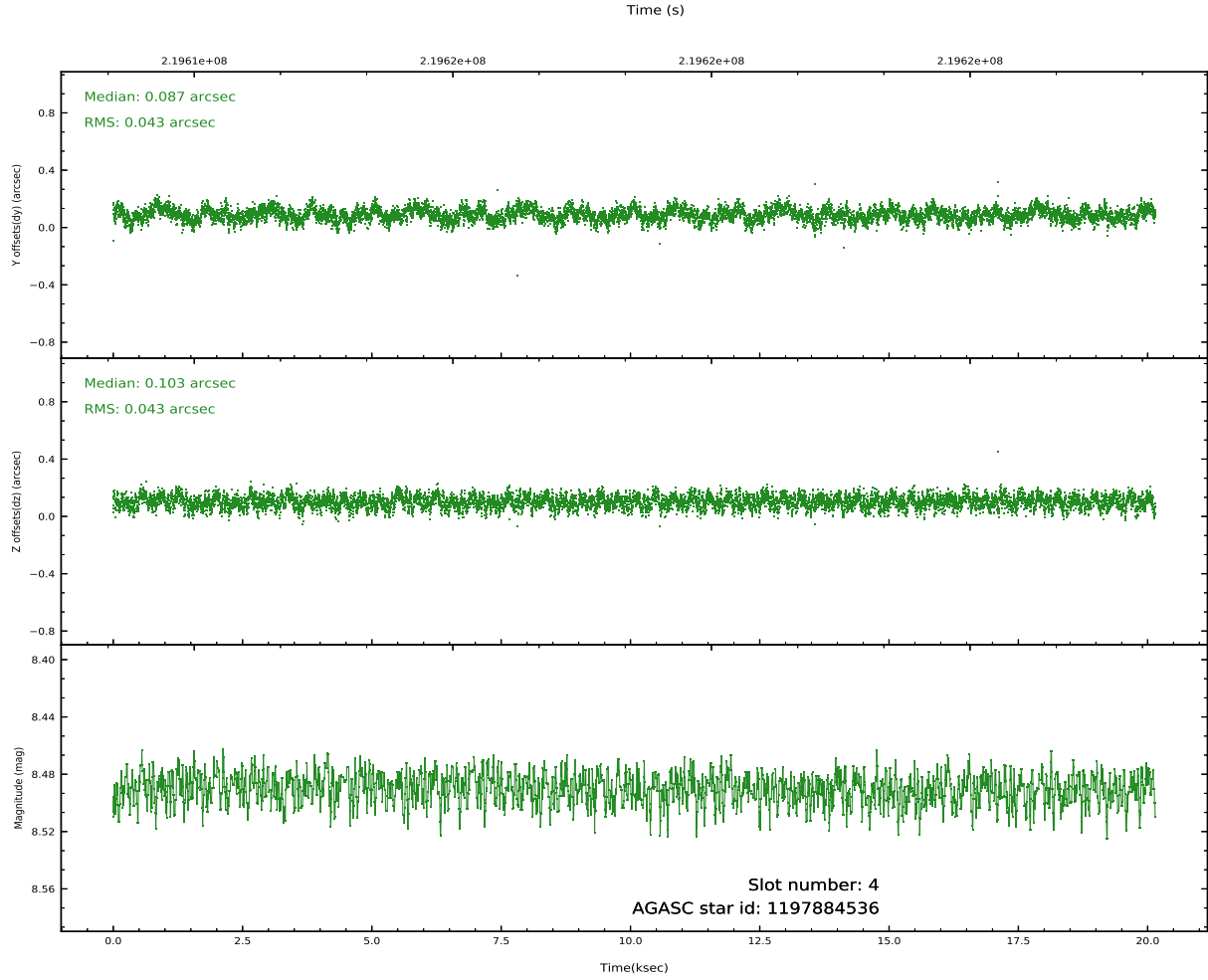
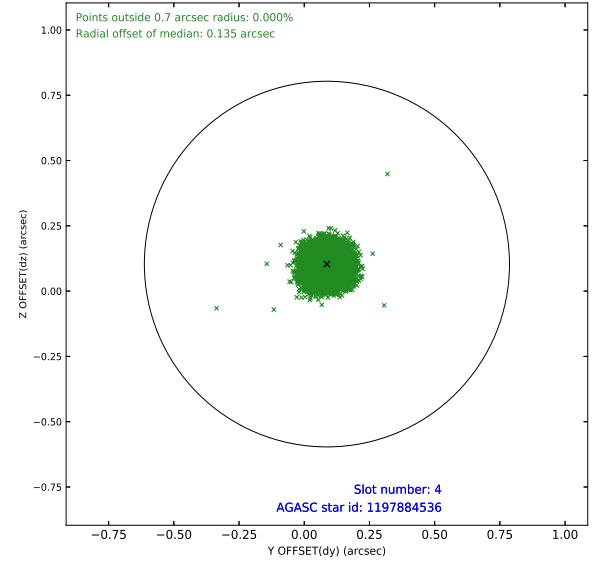
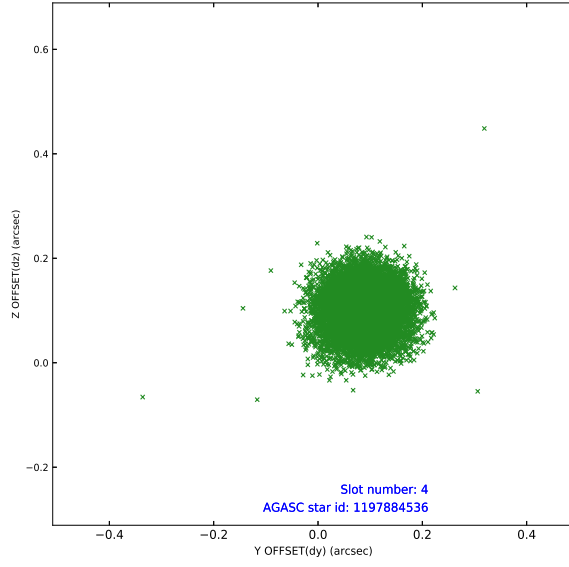
pt	status	used	id	mag	n_pts	frac_pts	med_dy	med_dz	dr1	dr2	ra	dec	mean_y	mea
0	FID		ACIS-S-2	7.10	4915	1.000	-0.110	-0.094	0.007	0.012	0.000000	0.000000	-759.93	-1732
1	FID		ACIS-S-4	7.20	4915	1.000	0.103	0.047	0.009	0.014	0.000000	0.000000	2153.43	176
2	FID		ACIS-S-6	7.35	4915	1.000	-0.022	0.054	0.009	0.014	0.000000	0.000000	402.32	813
3	GUIDE	used	1197750936	7.56	9830	1.000	-0.092	-0.117	0.058	0.090	15.387940	-71.549550	-1855.50	219
4	GUIDE	used	1197884536	8.49	9828	1.000	0.087	0.103	0.065	0.103	17.160729	-71.835289	-17.76	1523
5	GUIDE	used	1197884712	8.31	9829	1.000	0.102	0.069	0.053	0.086	16.087398	-72.252690	755.09	-231
6	GUIDE	used	1197885328	7.22	9830	1.000	-0.019	-0.017	0.060	0.096	16.283090	-71.733943	-802.42	822
7	GUIDE	used	1198189696	7.38	9829	1.000	-0.081	-0.035	0.050	0.080	15.223750	-72.697522	1759.09	-1791

2.4 Star Slots

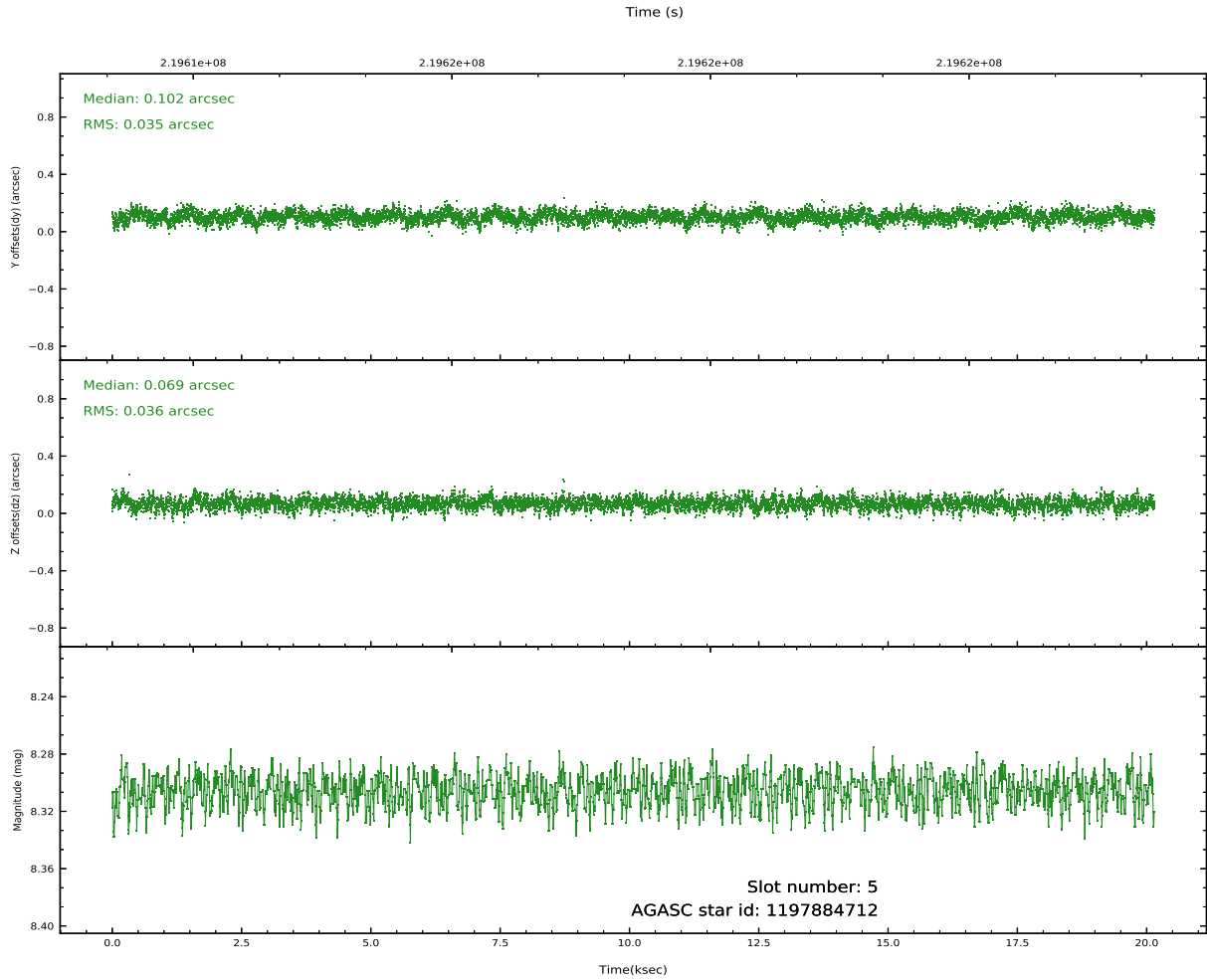
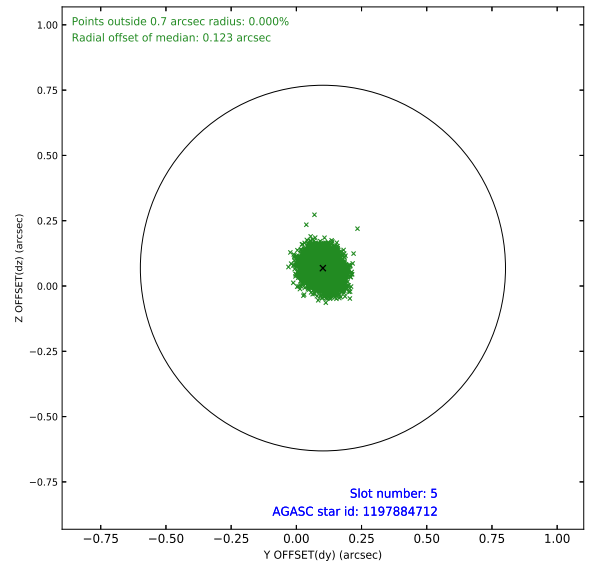
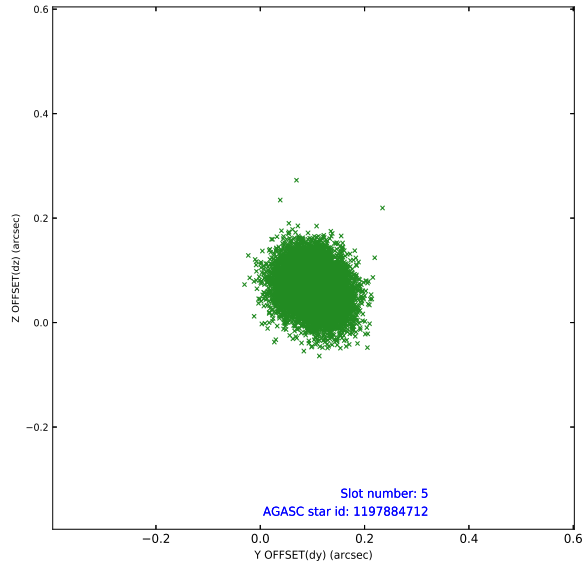
2.4.1 Slot 3



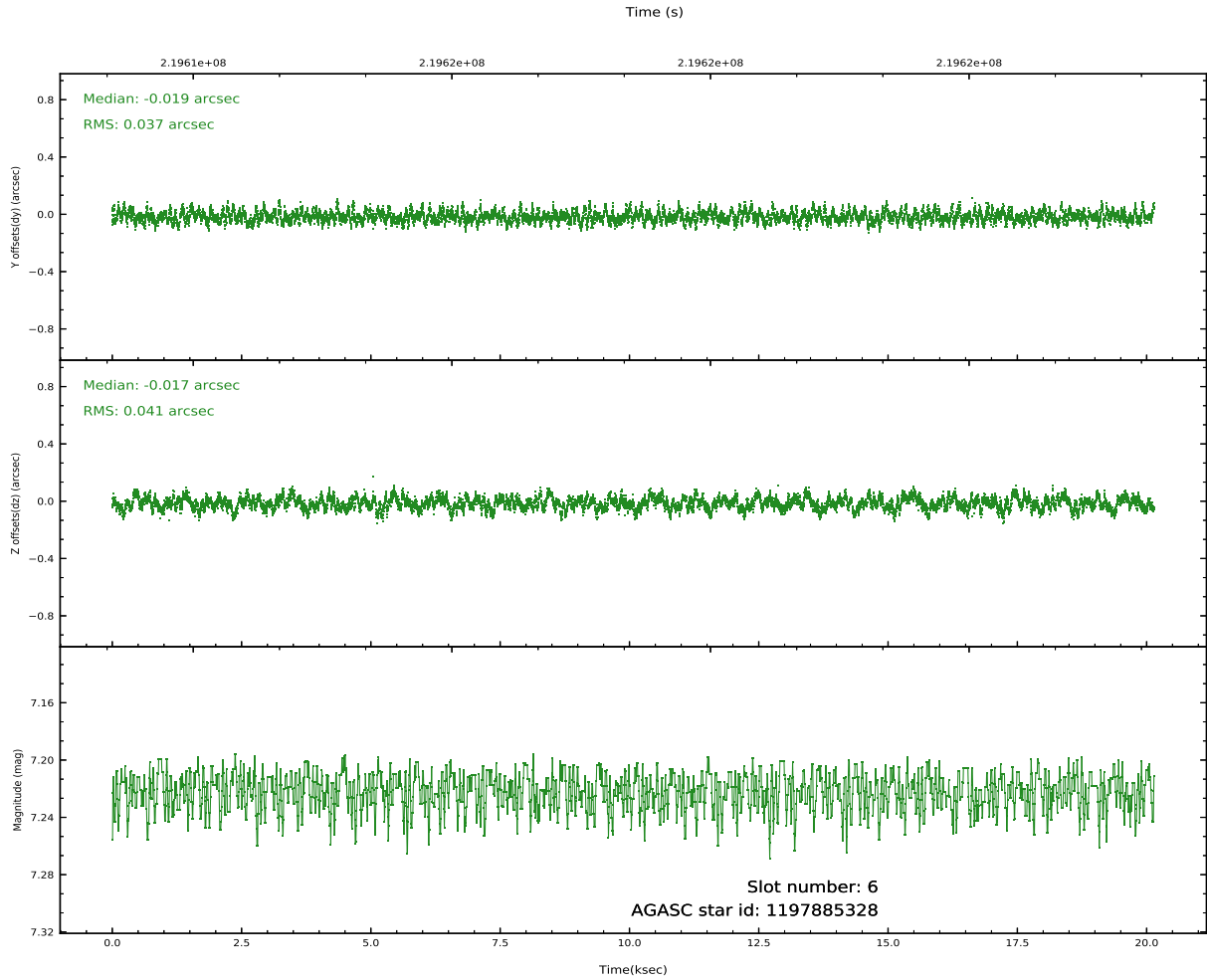
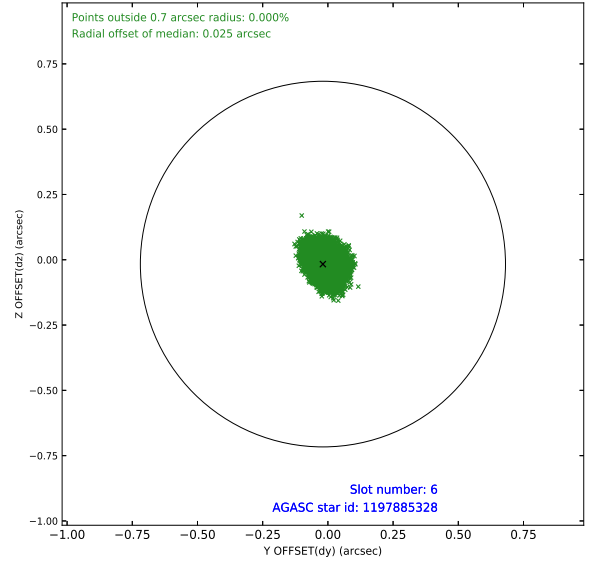
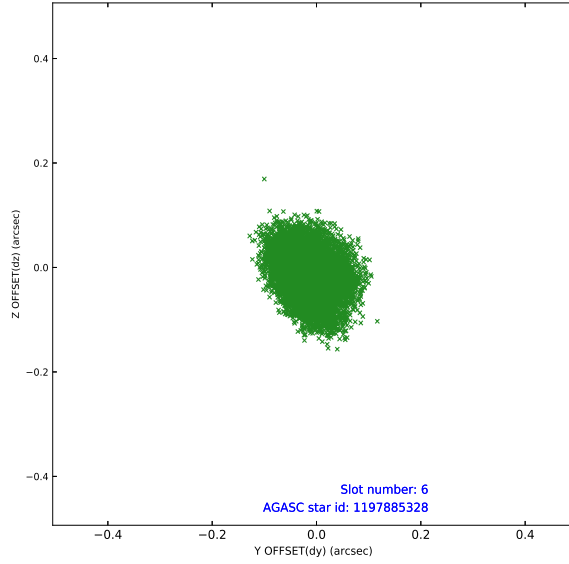
2.4.2 Slot 4



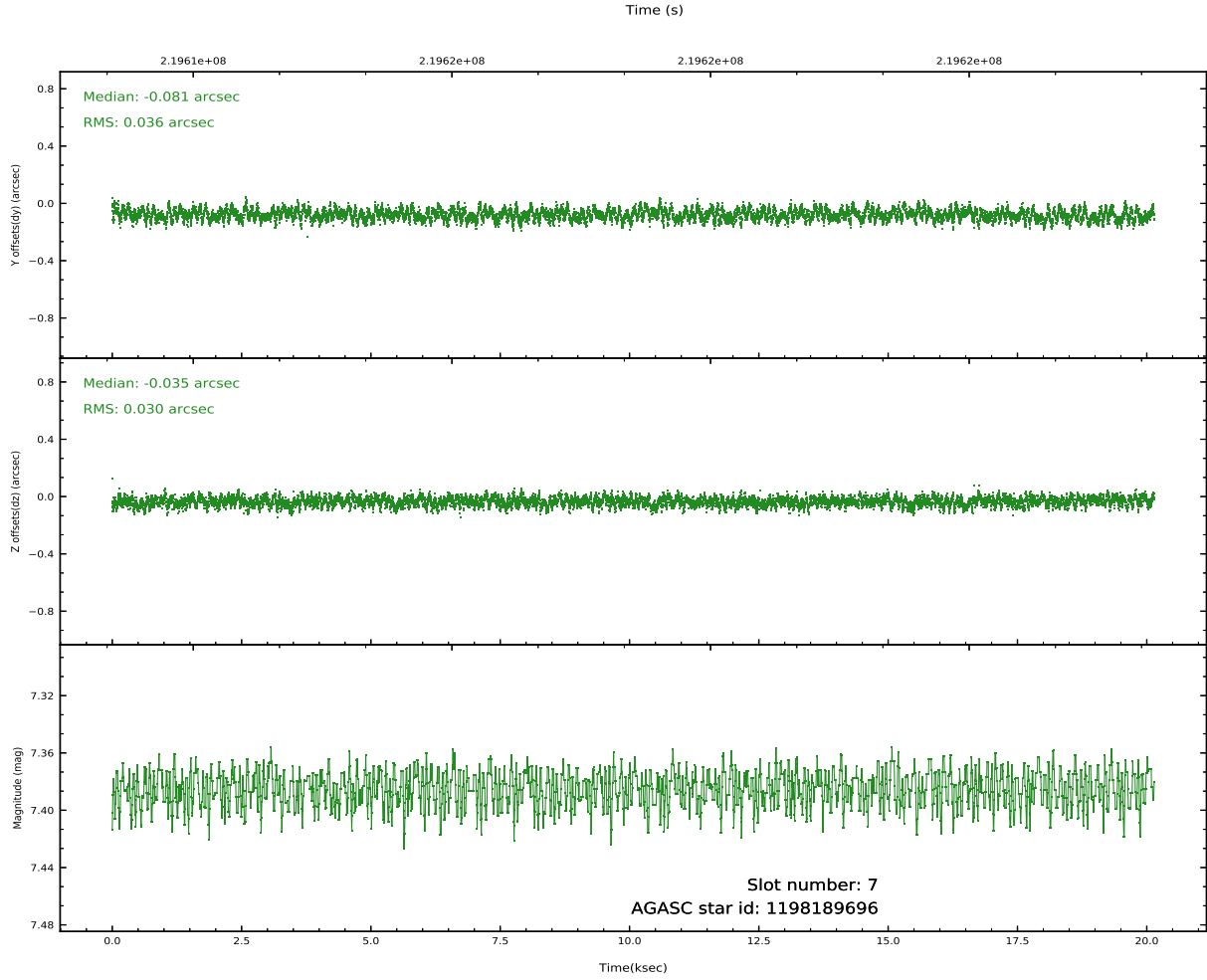
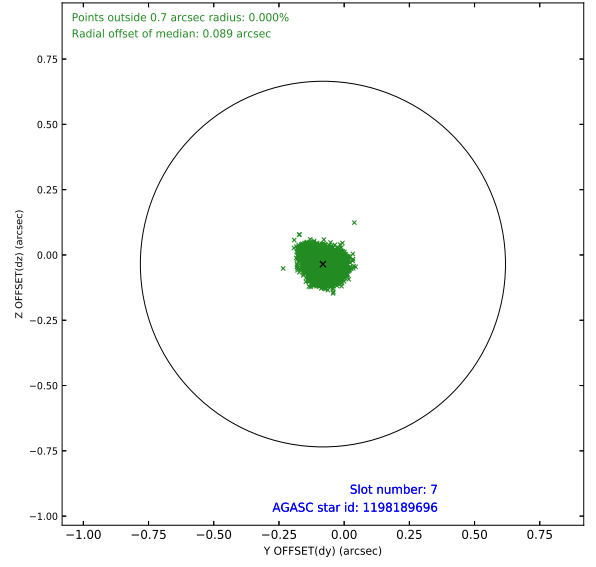
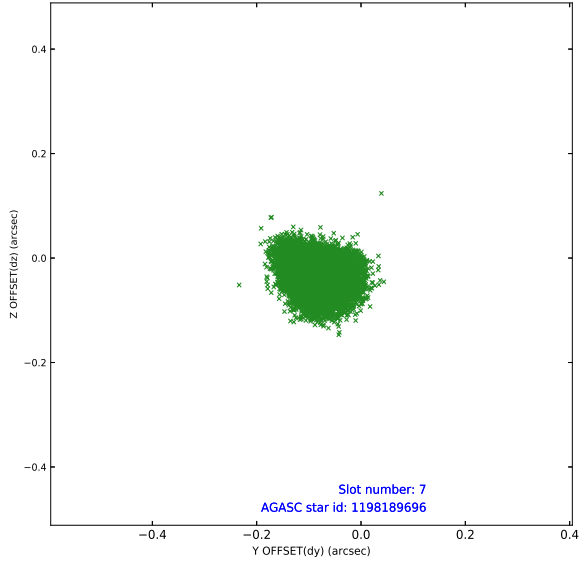
2.4.3 Slot 5



2.4.4 Slot 6

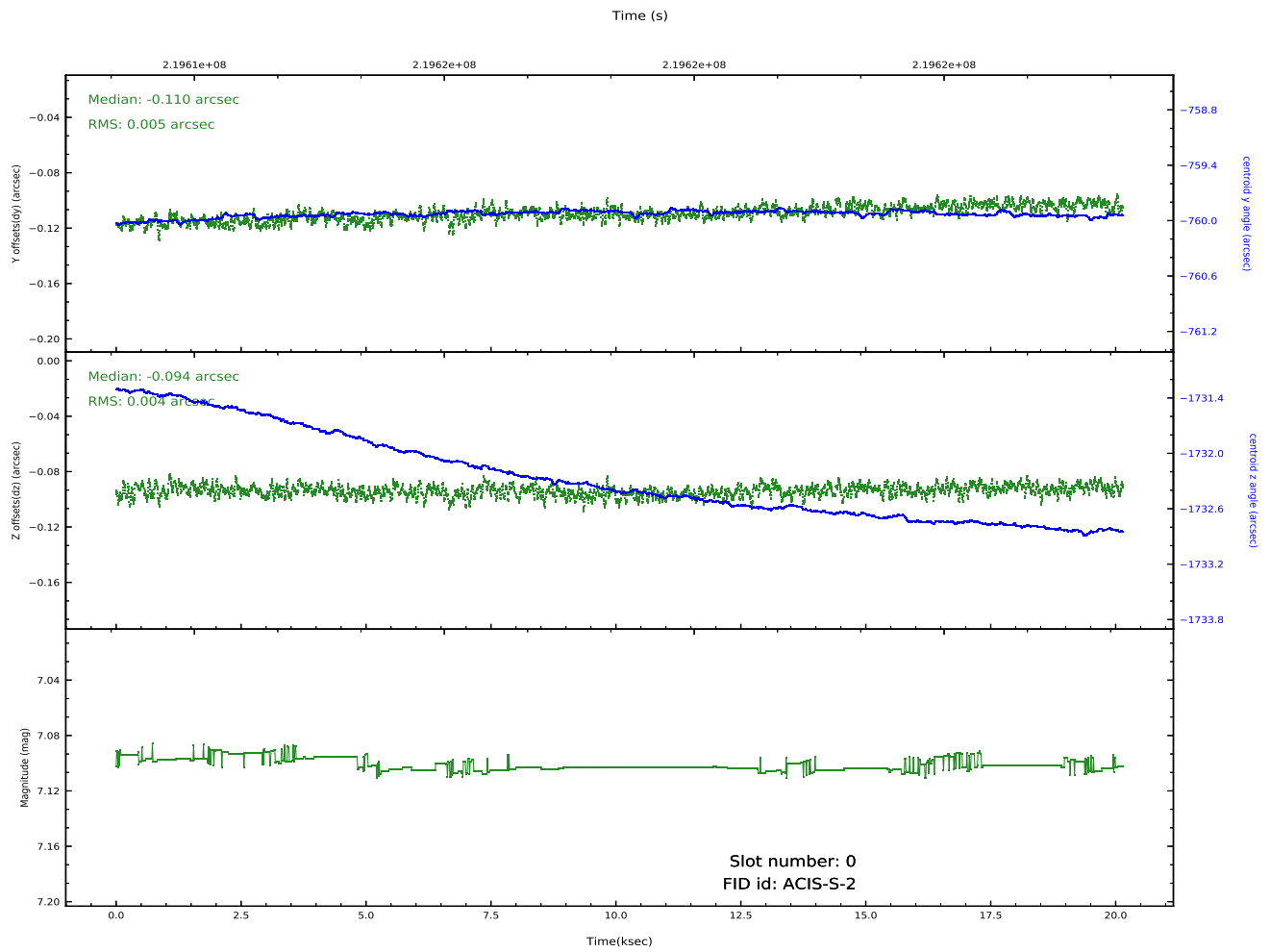
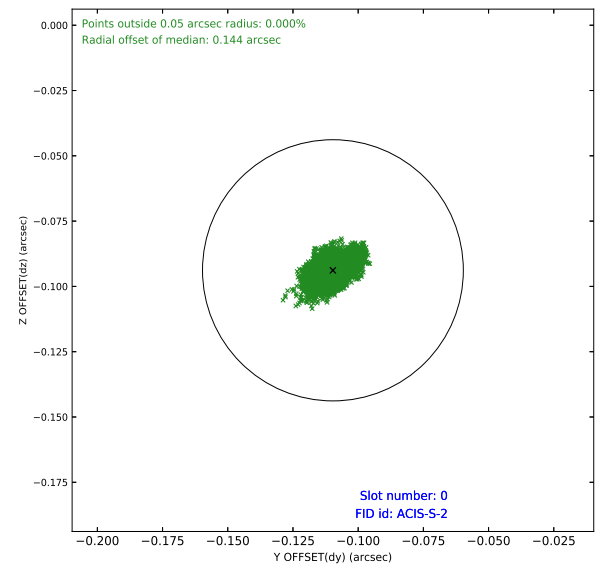
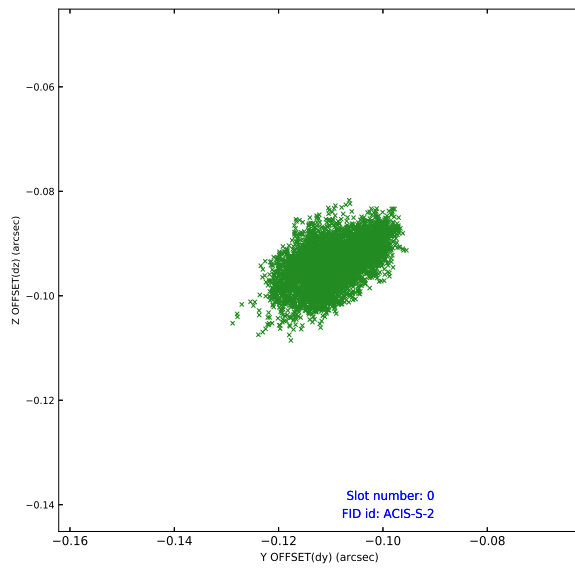


2.4.5 Slot 7

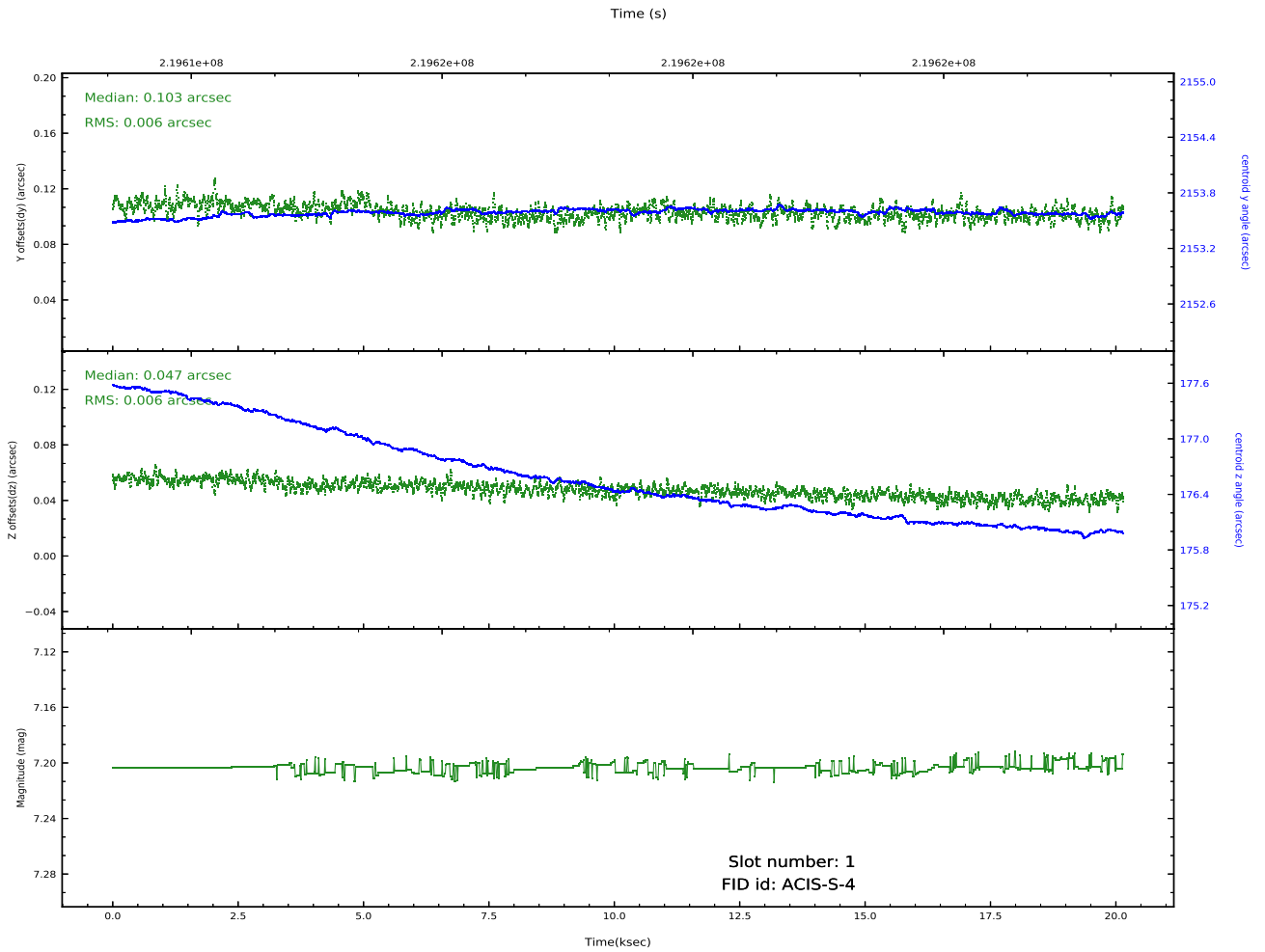
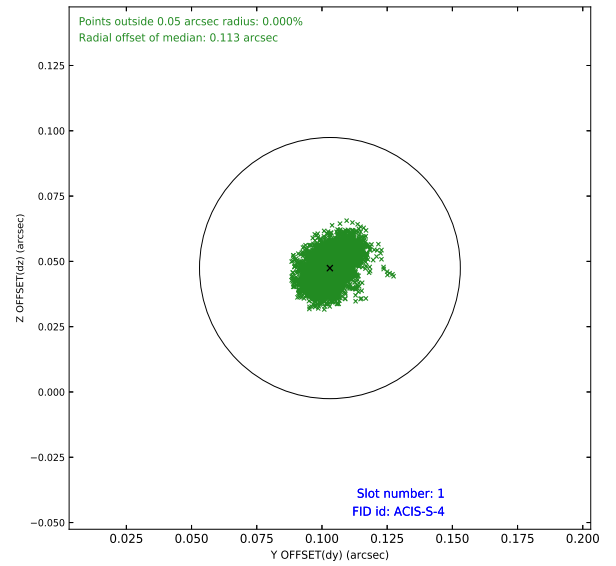
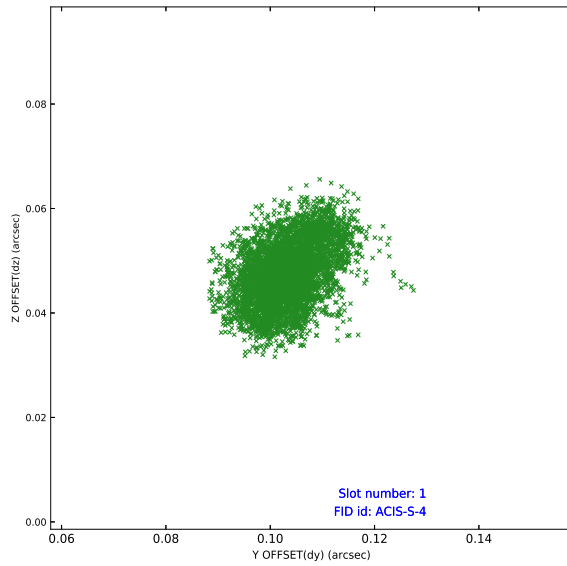


2.5 FID Slots

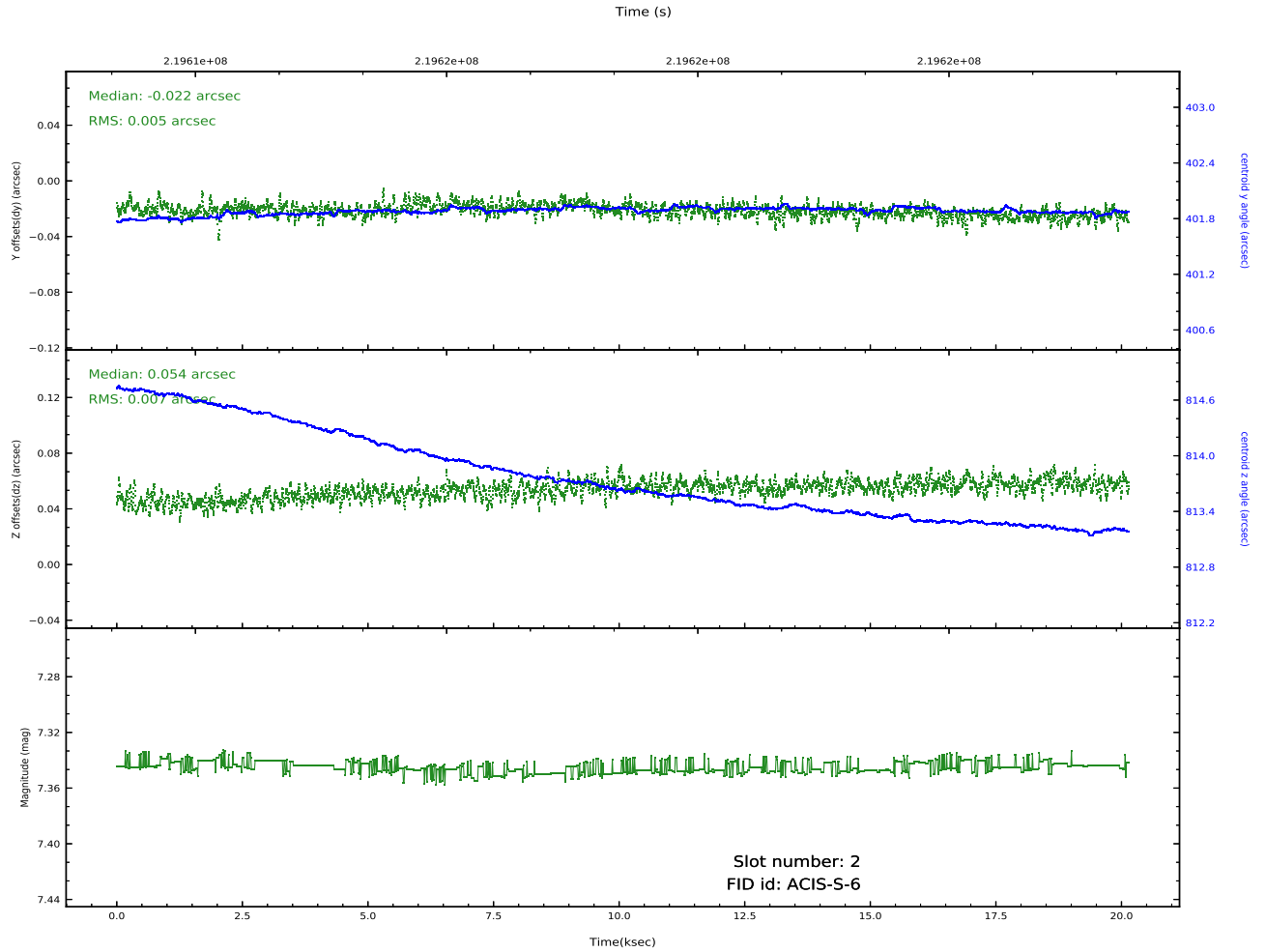
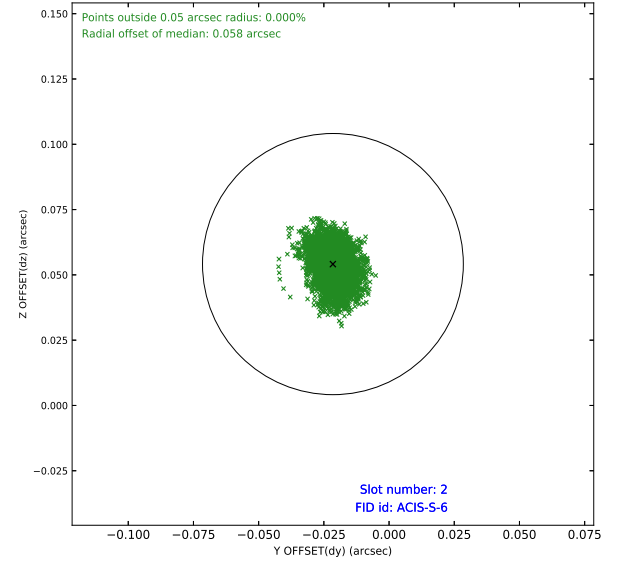
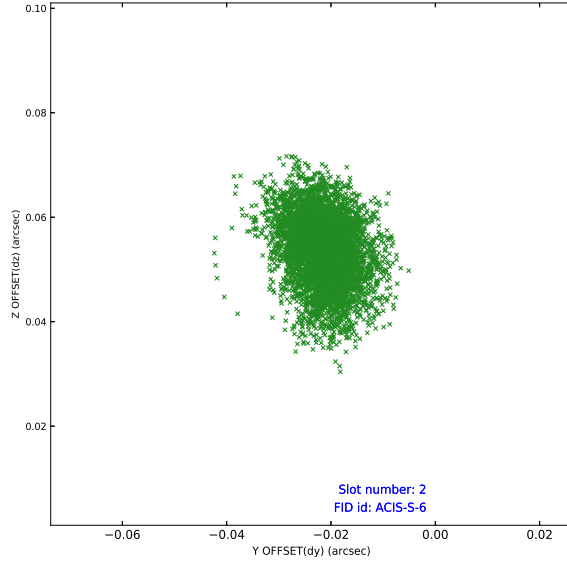
2.5.1 Slot 0



2.5.2 Slot 1



2.5.3 Slot 2



A Summary

A.1 Status

V&V Scientist	Jen Lauer
V&V Date (YYYY-MM-DD)	2020.10.06
V&V Edition	1
V&V Disposition and Status	OK
V&V Charge Time	20.09919

A.2 Comments

Window constraint met.