

V&V Reference Report

L2 ASCDS Version : 10.9.1

Observation 5142 - L2 Version 4
Chandra X-Ray Center


L2 Processing Date : Sep 25 2020

Contents

1	Front	2
2	OBI	3
2.1	OBI	3
2.1.1	Images	3
2.1.2	Bias	3
2.1.3	Parameters	4
2.1.4	Events	4
2.2	Compared Parameters	5
2.3	Aspect	6
2.4	Star Slots	9
2.4.1	Slot 3	9
2.4.2	Slot 4	10
2.4.3	Slot 5	11
2.4.4	Slot 6	12
2.4.5	Slot 7	13
2.5	FID Slots	14
2.5.1	Slot 0	14
2.5.2	Slot 1	15
2.5.3	Slot 2	16
A	Summary	17
A.1	Status	17
A.2	Comments	17

1 Front


seq_num	590340	Sequence number
obs_id	5142	Observation id
title	AO5B ACIS-I Calibration Observations of E0102-72	Proposal title
observer	CXC Calibration	Principal investigator
object	E0102-72.3	Source name
dtcycle	0	
cycle	P	events from which exps? Prim/Second/Both
ra_targ	16.01	Observer's specified target RA [deg]
dec_targ	-72.032028	Observer's specified target Dec [deg]
ra_nom	15.936034580155	Nominal RA [deg]
dec_nom	-71.9014545528	Nominal Dec [deg]
roll_nom	158.54281509026	Nominal Roll [deg]
revision	4	Processing version of data
ontime	7756.7999711037	Sum of GTIs [s]
livetime	7658.5786992854	Livetime [s]
ontime0	7756.7999711037	Sum of GTIs [s]
ontime1	7756.7999711037	Sum of GTIs [s]
ontime2	7756.7999711037	Sum of GTIs [s]
ontime3	7756.7999711037	Sum of GTIs [s]
ontime6	7756.7999711037	Sum of GTIs [s]
ontime7	7756.7999711037	Sum of GTIs [s]
l2events	57453	Number of level 2 events




2 OBI

2.1 OBI

2.1.1 Images



2.1.2 Bias



2.1.3 Parameters

obi_num	0	Obi number	sched_exp_time	8000.000000	[s] Scheduled observation exposure time
ascdsver	10.9.1	Processing system revision	ontime	7756.7999711037	Sum of GTIs [s]
caldsver	4.9.2	 	ontime0	7756.7999711037	Sum of GTIs [s]
date	2020-09-25T18:16:47	Date and time of file creation	ontime1	7756.7999711037	Sum of GTIs [s]
revision	4	Processing version of data	ontime2	7756.7999711037	Sum of GTIs [s]
			ontime3	7756.7999711037	Sum of GTIs [s]
			ontime6	7756.7999711037	Sum of GTIs [s]
			ontime7	7756.7999711037	Sum of GTIs [s]
			l1events	272680	Number of level 1 events

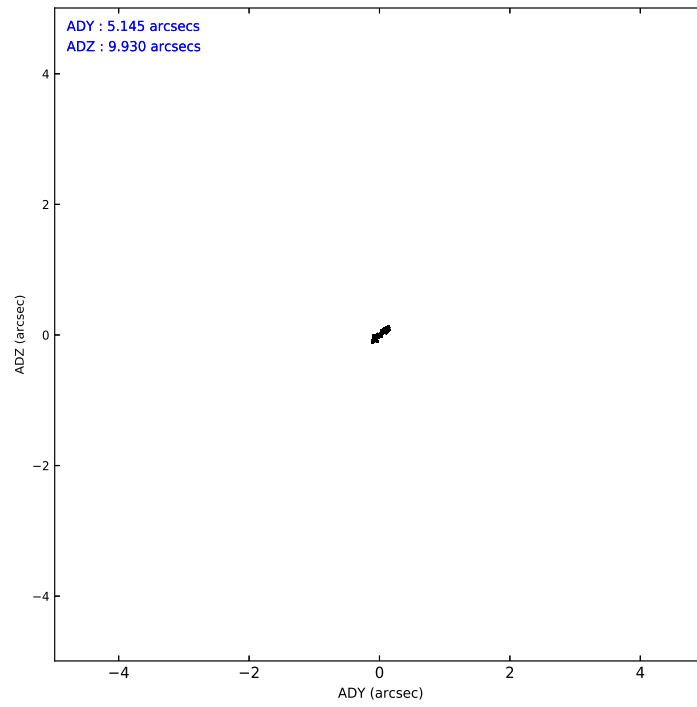
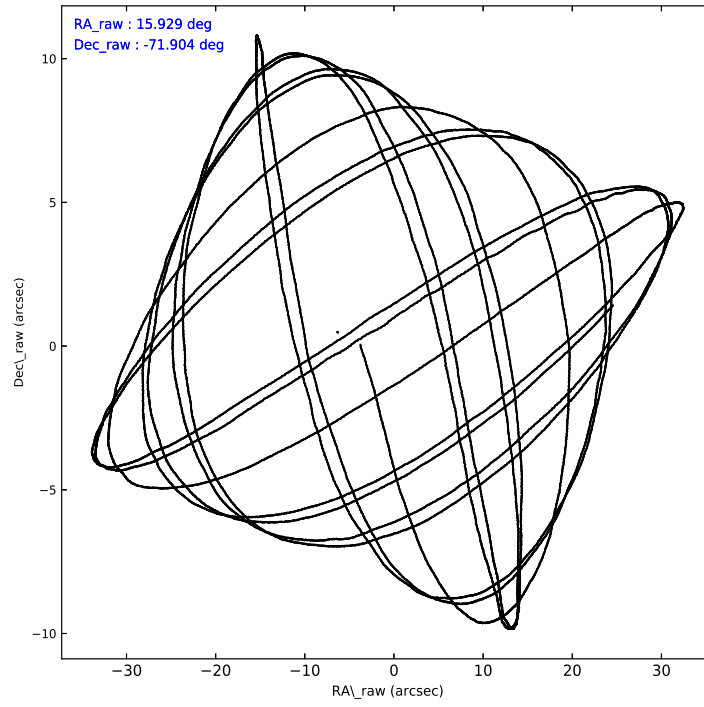
2.1.4 Events

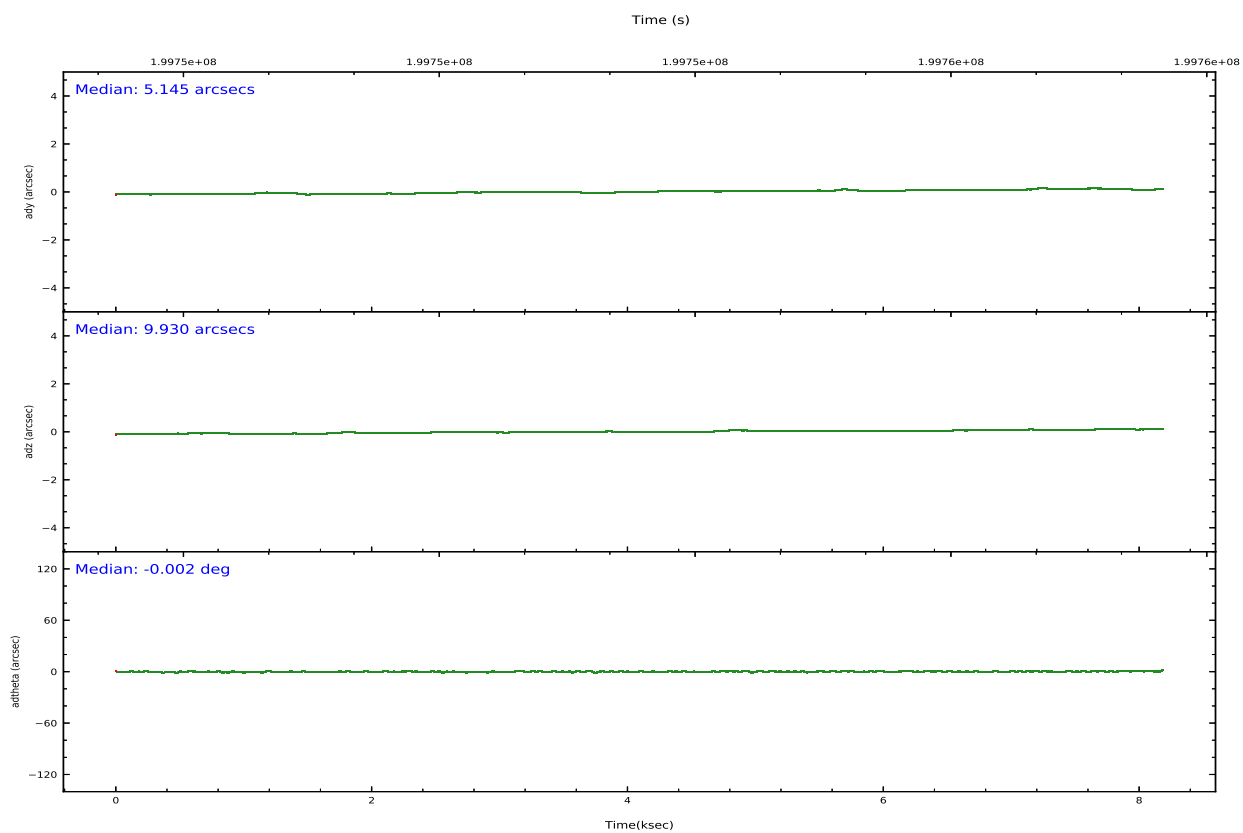
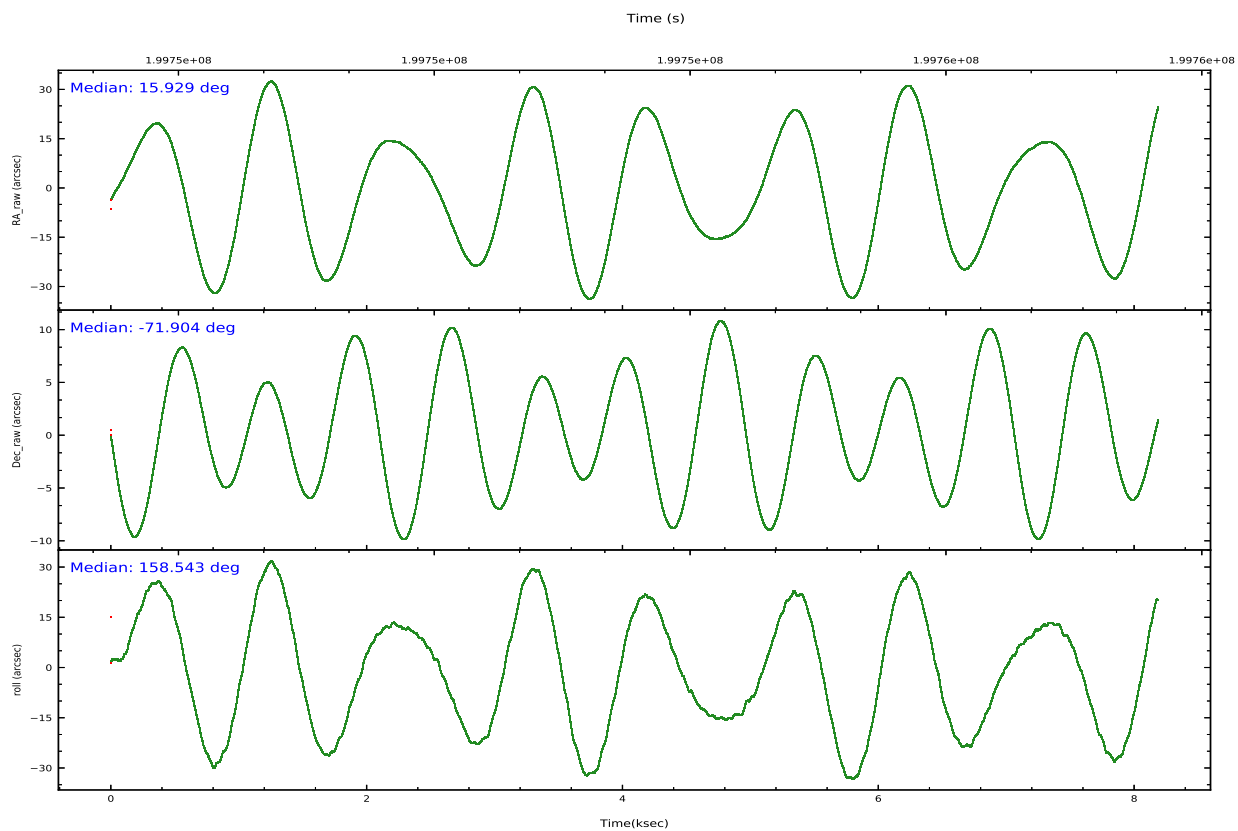
	ccd 0	ccd 1	ccd 2	ccd 3	ccd 6	ccd 7		ccd 0	ccd 1	ccd 2	ccd 3	ccd 6	ccd 7
level 1 events	39209	39675	43362	64967	43764	41703	grade 0 events	1562	1420	1648	19821	1817	2265
rejected events	35033	35420	39130	40294	39125	21037		3%	3%	3%	30%	4%	5%
rejected %	89%	89%	90%	62%	89%	50%	grade 1 events	17	17	21	177	21	46
								0%	0%	0%	0%	0%	0%
							grade 2 events	977	965	964	2240	911	4467
								2%	2%	2%	3%	2%	10%
							grade 3 events	467	511	462	794	505	2025
								1%	1%	1%	1%	1%	4%
							grade 4 events	443	524	490	883	512	1987
								1%	1%	1%	1%	1%	4%
							grade 5 events	1275	1320	1243	1496	1486	4457
								3%	3%	2%	2%	3%	10%
							grade 6 events	731	837	669	946	895	9936
								1%	2%	1%	1%	2%	23%
							grade 7 events	33737	34081	37865	38610	37617	16520
								86%	85%	87%	59%	85%	39%

2.2 Compared Parameters

Parameter	Planned	Actual	Parameter	Planned	Actual
Instrument	ACIS	ACIS	Obspar version number	8	8
Detector	ACIS-012367	ACIS-012367	Obspar file type	PREDICTED	ACTUAL
Grating	NONE	NONE	Obspar update status	NONE	UPDATED
Data mode	VFAINT	VFAINT	Number of optional ACIS chips dropped	0	0
Observation mode	POINTING	POINTING	On-chip summing requested	N	N
[deg] Pointing RA	16.015153	15.936034580155	Subarray requested	NONE	NONE
[deg] Pointing Dec	-71.899302	-71.9014545528	Alternating exposures requested	N	N
[deg] Pointing Roll	158.420312	158.54281509026	[s] Primary exposure time	0.000000	3.2
[s] Window start time (MET)	197164864.184000	197164864.184000			
[s] Window stop time (MET)	199670464.184000	199670464.184000			
[mm] SIM focus pos	-0.782348	-0.7809083437167272			
[mm] SIM defocus	0	0.001439871863259334			
[mm] SIM translation stage pos	-233.592463	-233.5874344608287			
[mm] SIM translation stage offset	0	-0.005018542100998502			
[s] Observation start time (MET)	199749659.184000	199749283.15567			
Observation start date	2004-04-30T21:59:55	2004-04-30T21:54:43			
[s] Observation end time (MET)	199757659.184000	199759524.44362			
Observation end date	2004-05-01T00:13:15	2004-05-01T00:45:24			
Read mode	TIMED	TIMED			

2.3 Aspect



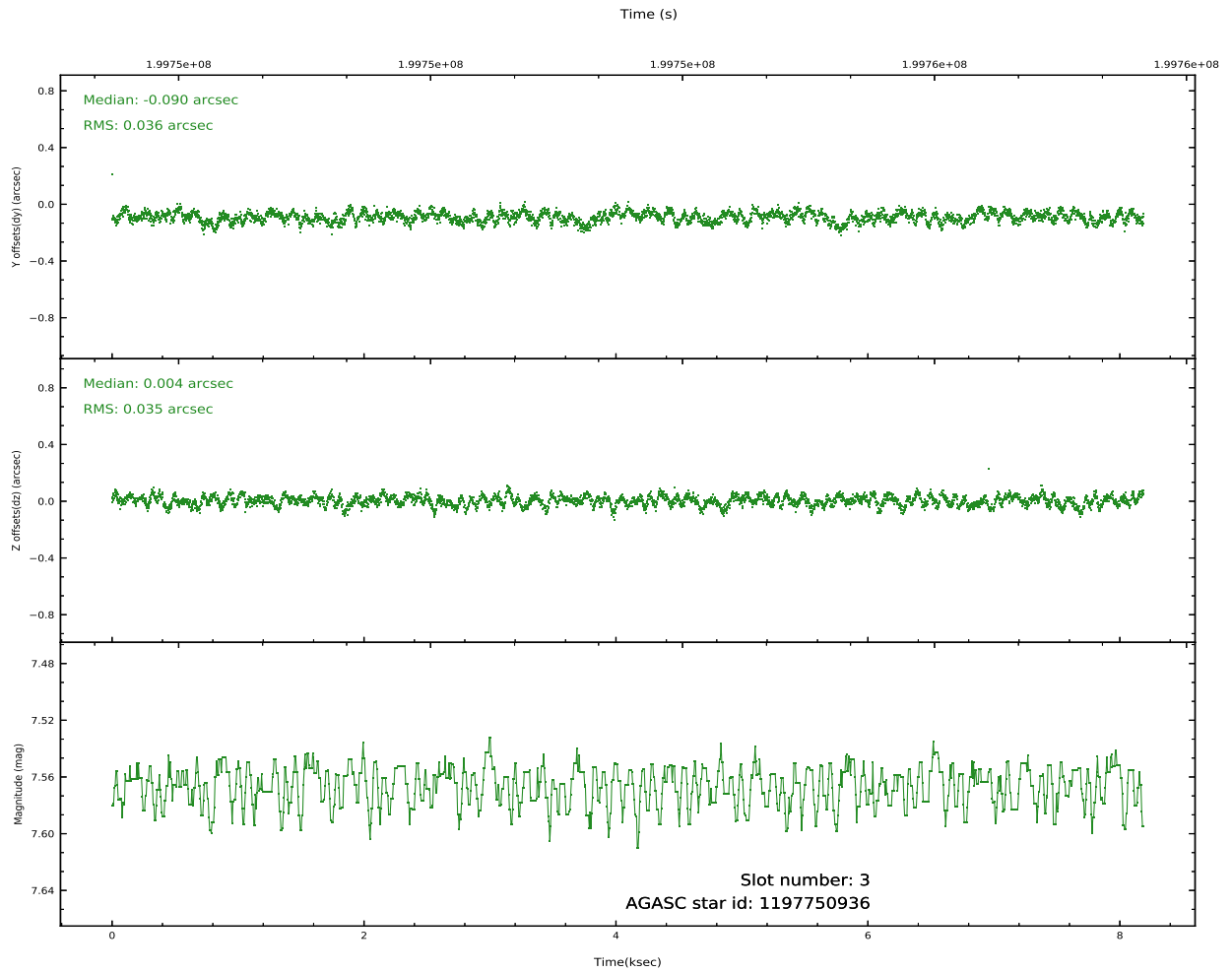
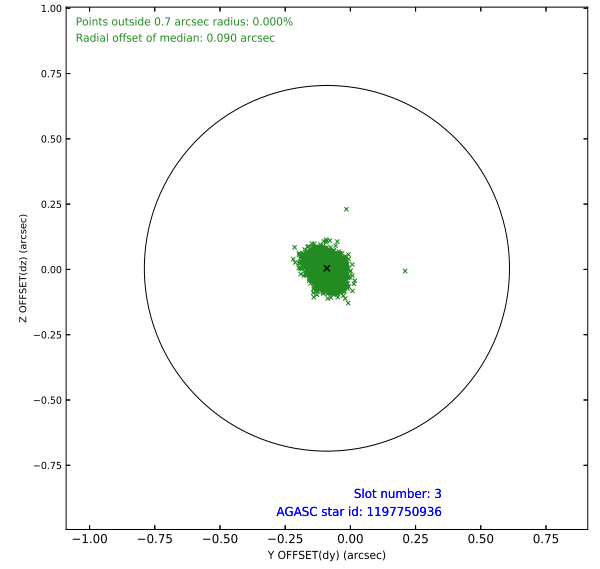
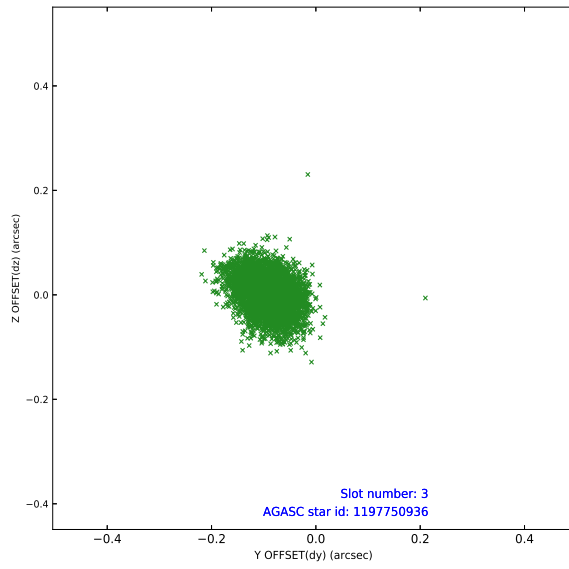


Slot Statistics

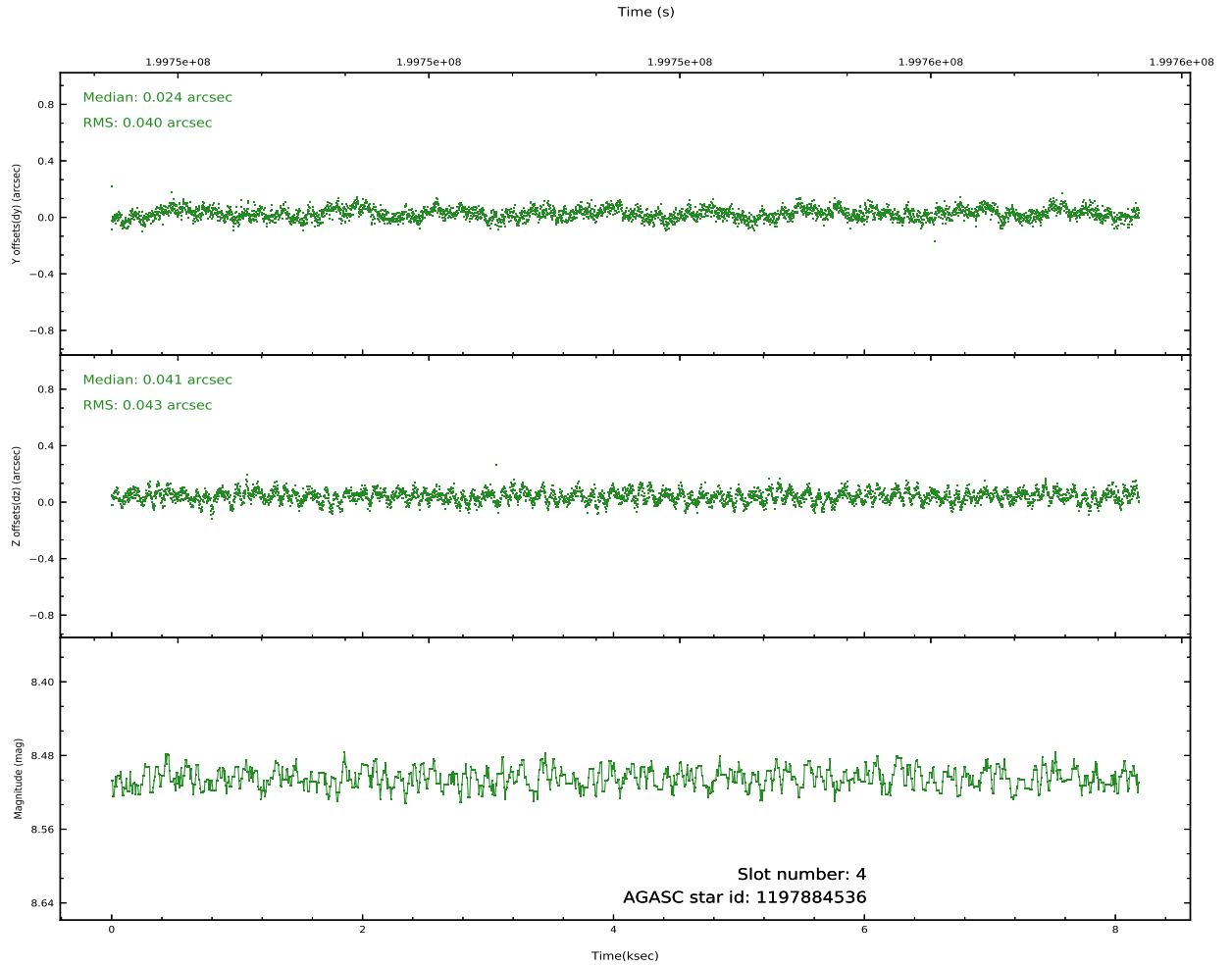
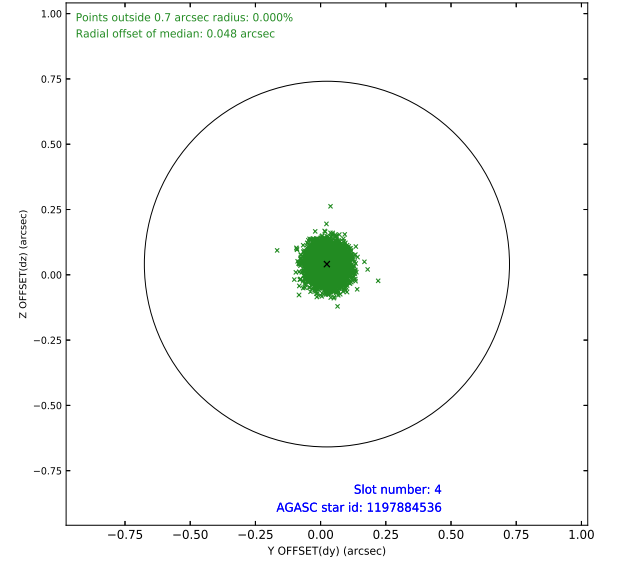
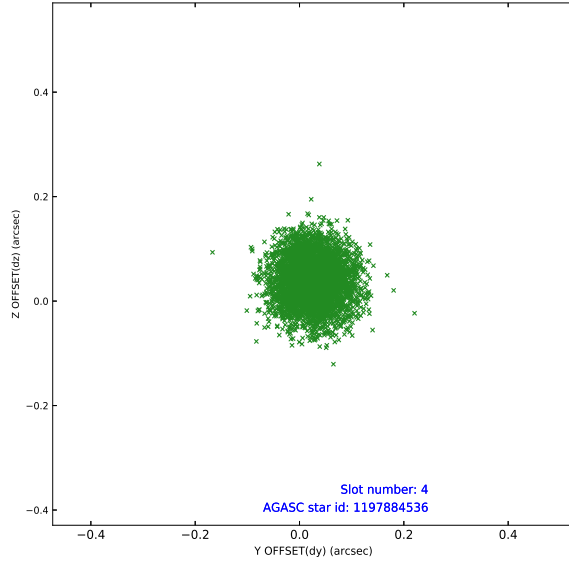
pt	status	used	id	mag	n_pts	frac_pts	med_dy	med_dz	dr1	dr2	ra	dec	mean_y	mea
0	FID		ACIS-I-1	7.23	1998	1.000	0.021	0.005	0.006	0.011	0.000000	0.000000	934.61	-833
1	FID		ACIS-I-5	7.23	1998	1.000	-0.203	0.029	0.006	0.010	0.000000	0.000000	-1813.36	1063
2	FID		ACIS-I-6	7.25	1998	1.000	0.090	0.037	0.007	0.011	0.000000	0.000000	399.46	1709
3	GUIDE	used	1197750936	7.57	3995	1.000	-0.090	0.004	0.055	0.086	15.387940	-71.549550	1126.54	-904
4	GUIDE	used	1197884536	8.51	3995	1.000	0.024	0.041	0.063	0.101	17.160729	-71.835289	-1114.43	-676
5	GUIDE	used	1197884712	8.31	3995	1.000	-0.023	-0.035	0.057	0.091	16.087398	-72.252690	-541.70	1153
6	GUIDE	used	1197885104	9.35	3993	1.000	0.092	-0.039	0.086	0.141	17.845067	-72.189368	-2268.41	258
7	GUIDE	used	1197885328	7.24	3993	1.000	0.000	0.029	0.050	0.078	16.283090	-71.733943	-62.88	-664

2.4 Star Slots

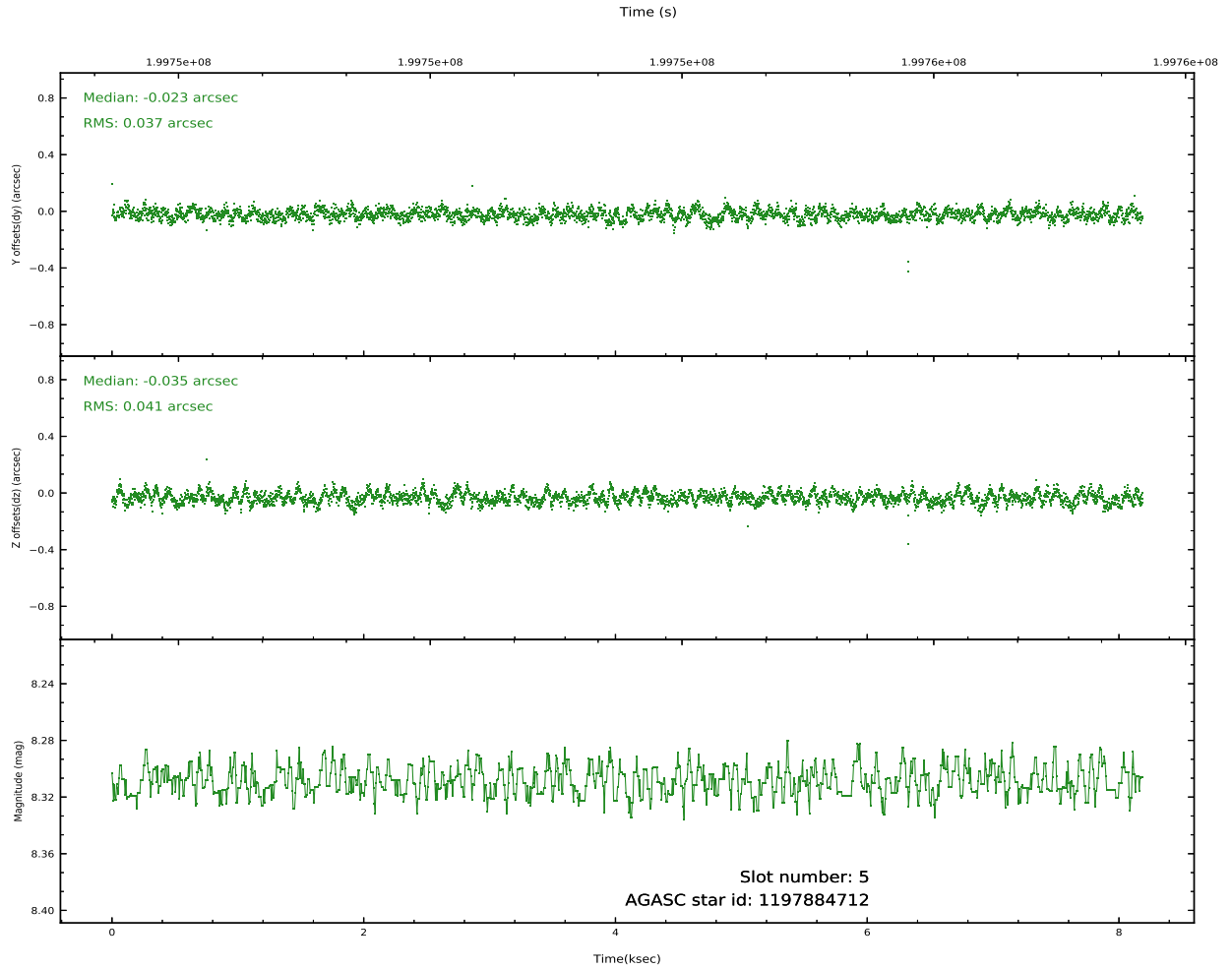
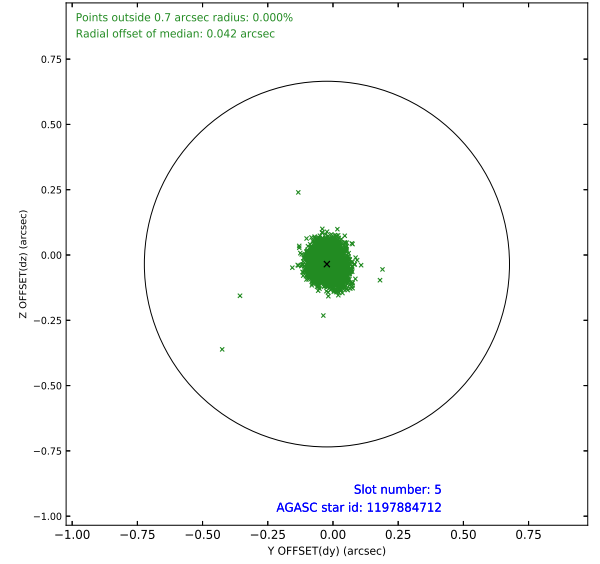
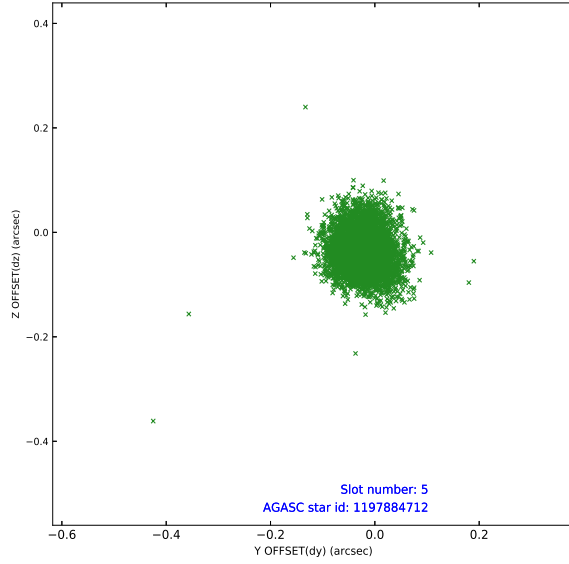
2.4.1 Slot 3



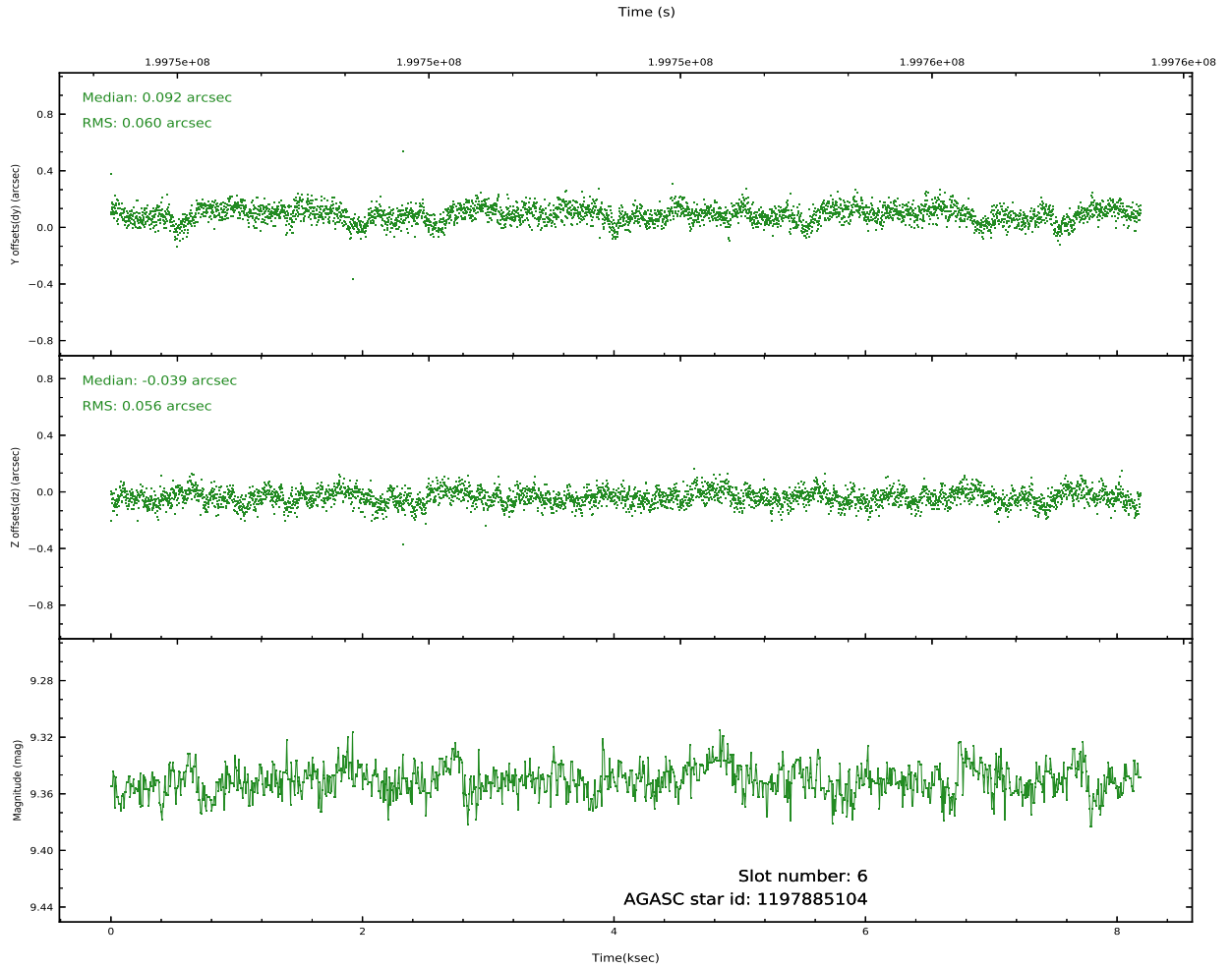
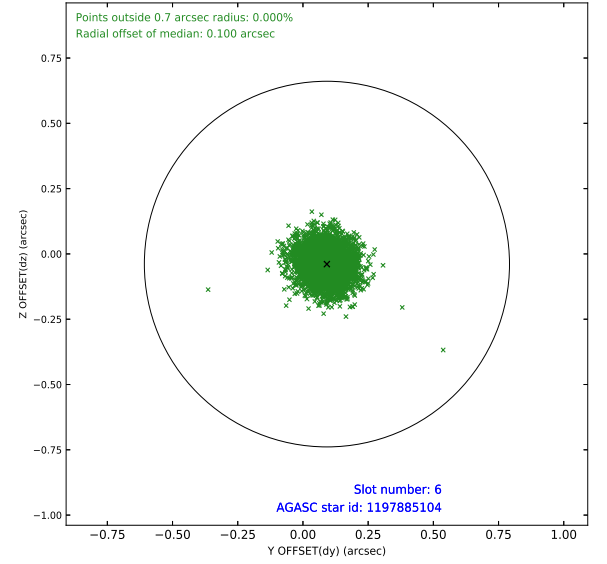
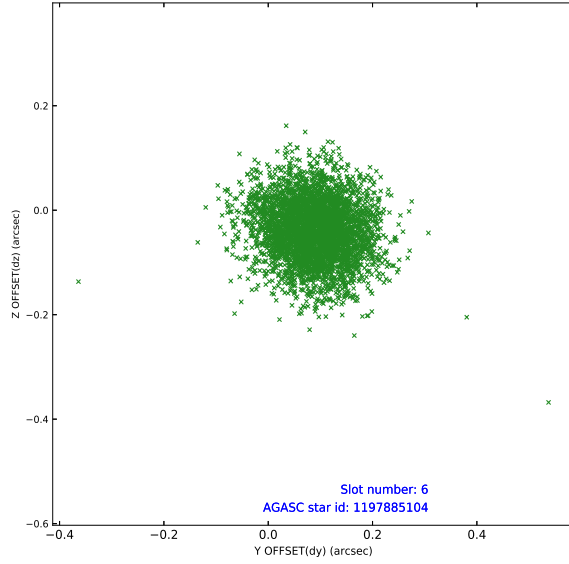
2.4.2 Slot 4



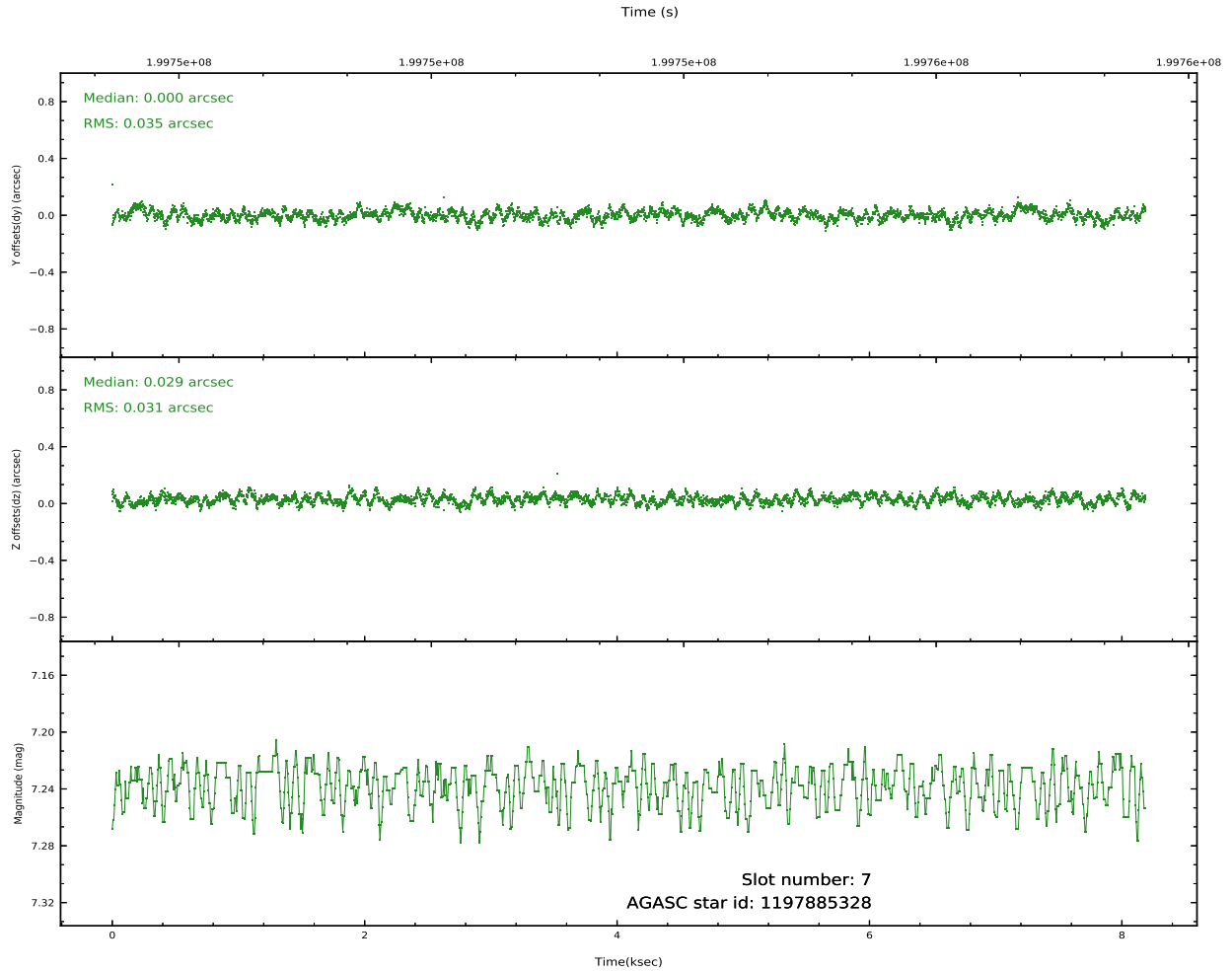
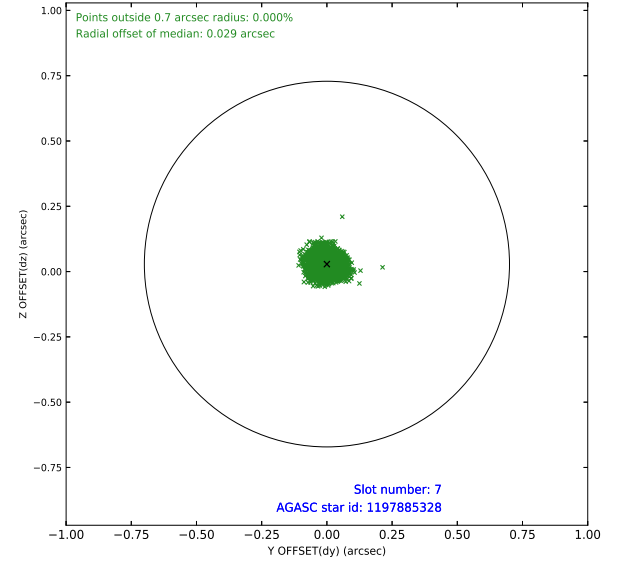
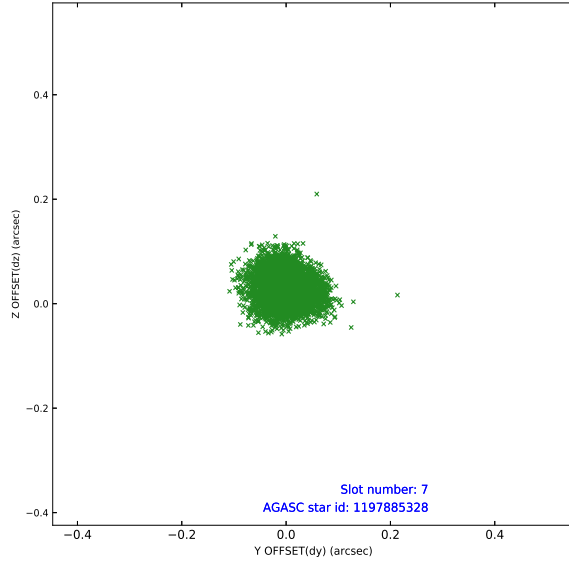
2.4.3 Slot 5



2.4.4 Slot 6

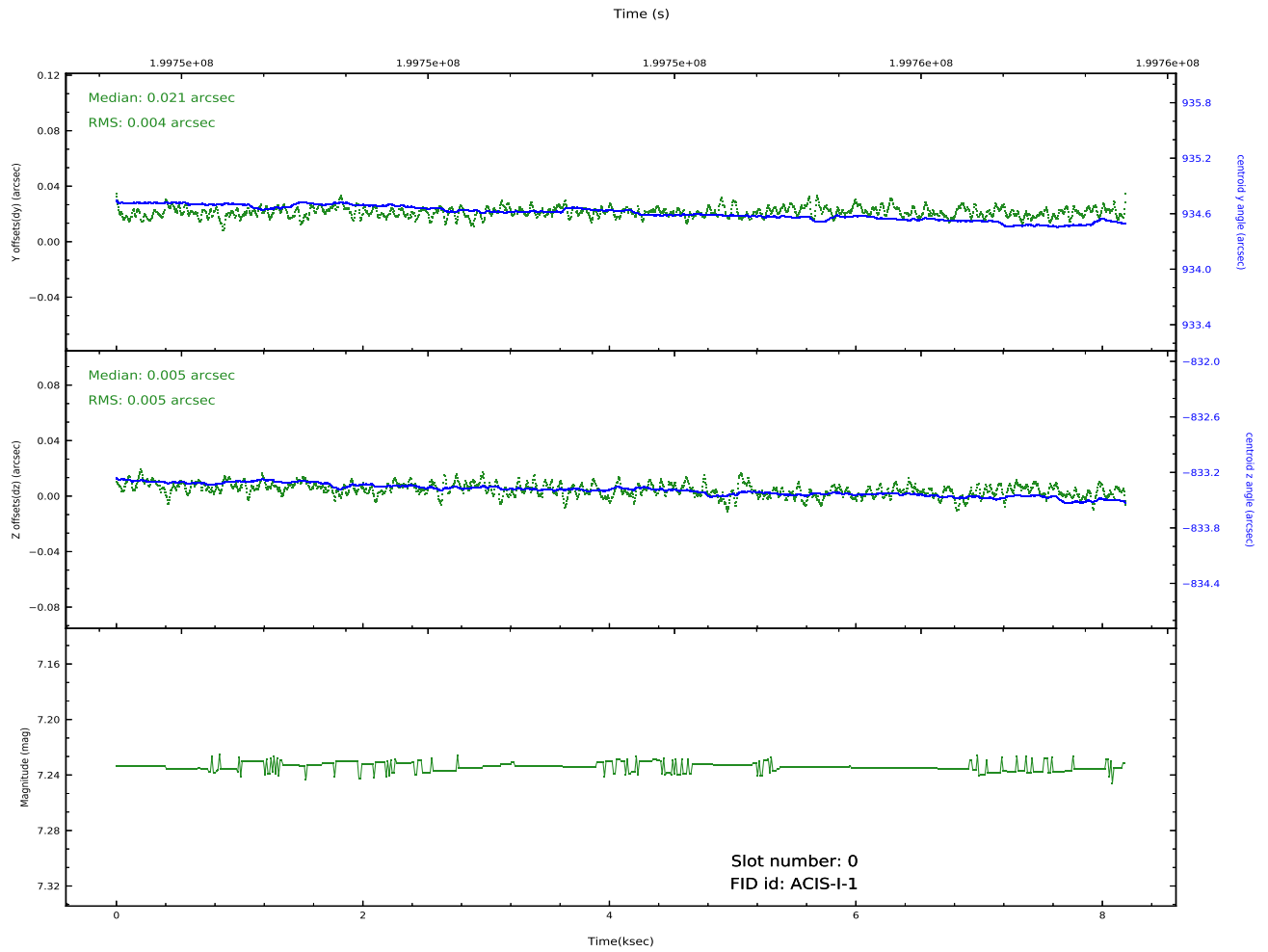
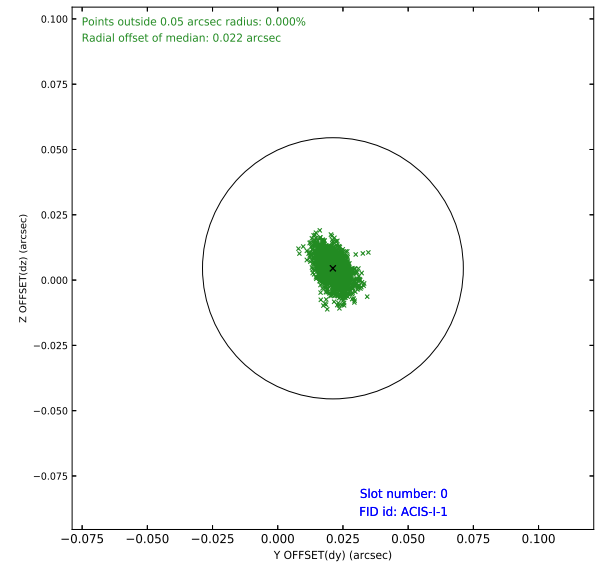
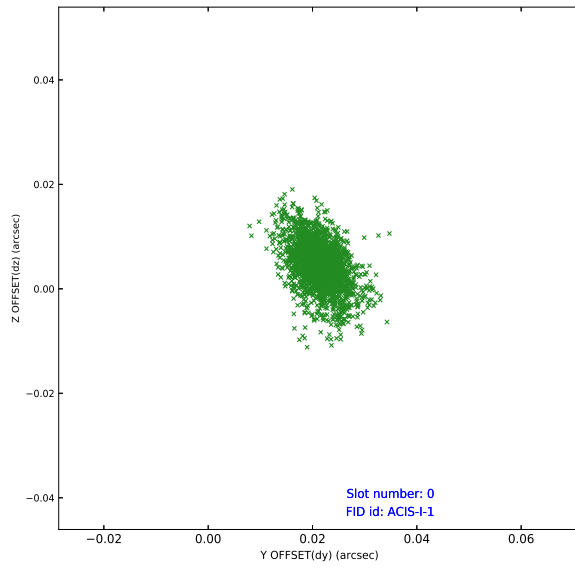


2.4.5 Slot 7

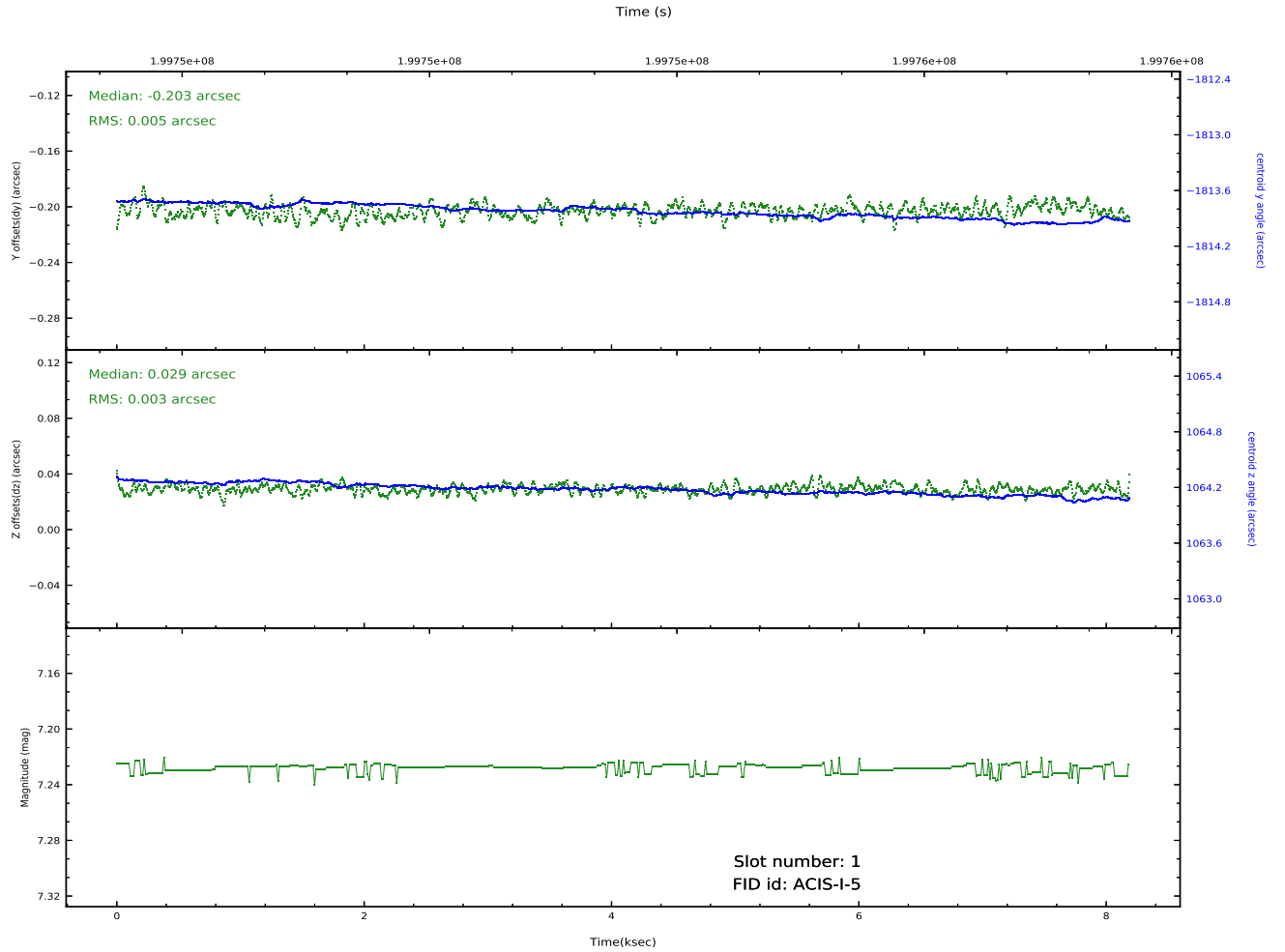
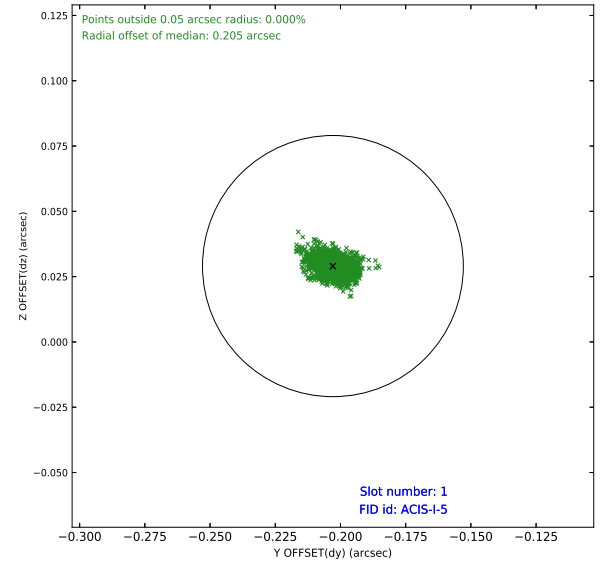
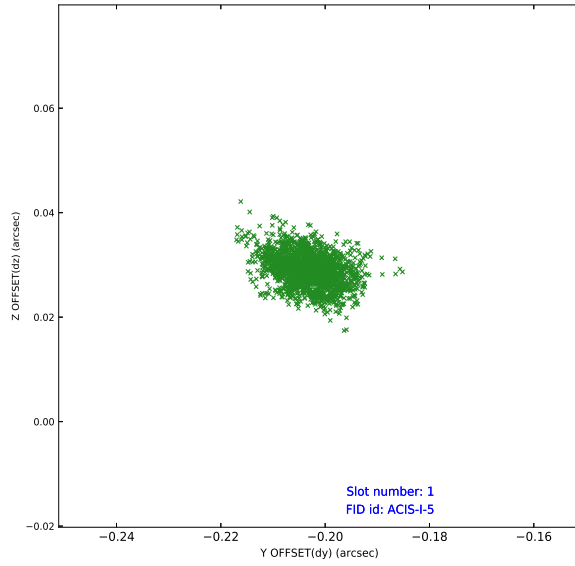


2.5 FID Slots

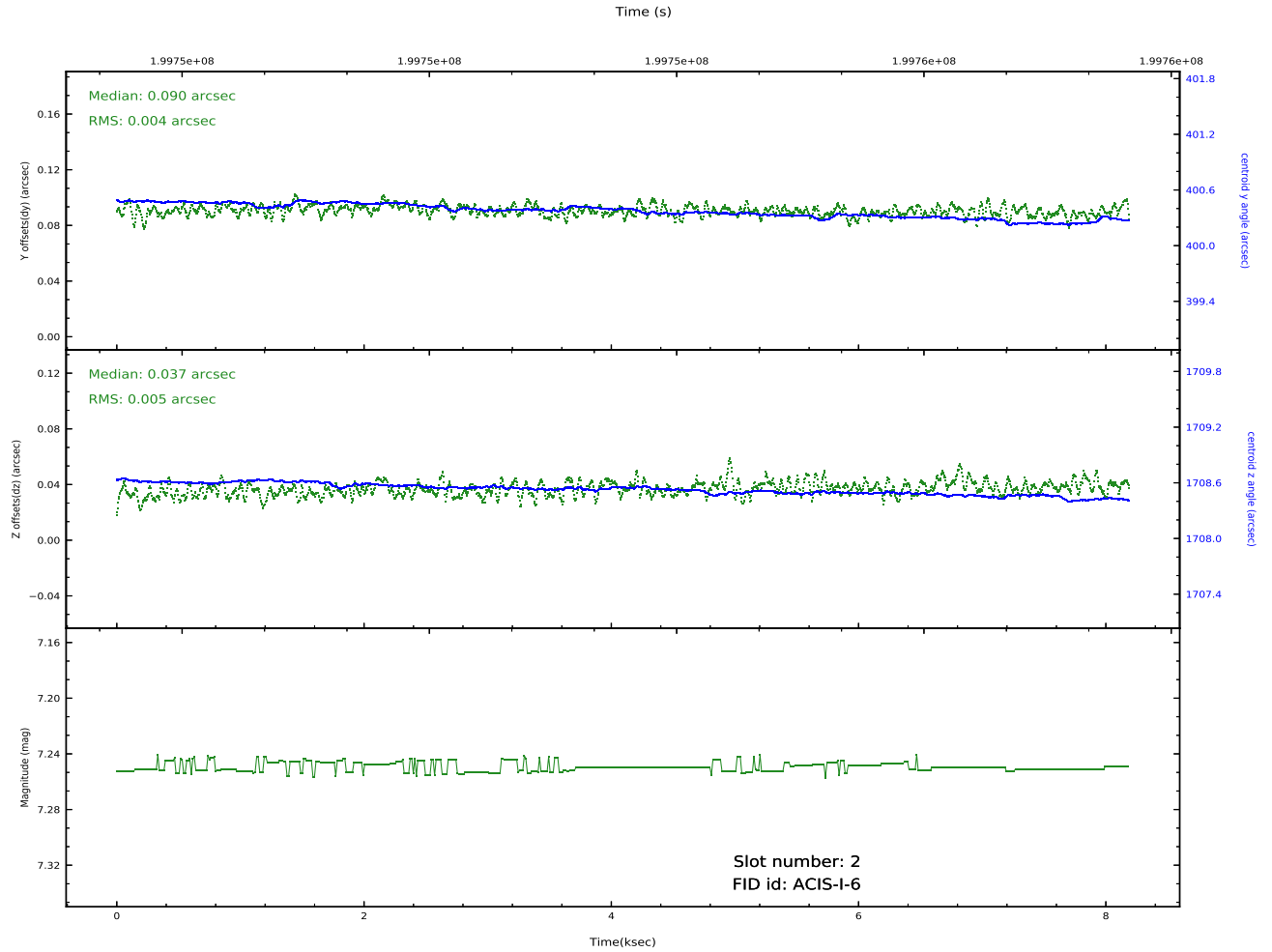
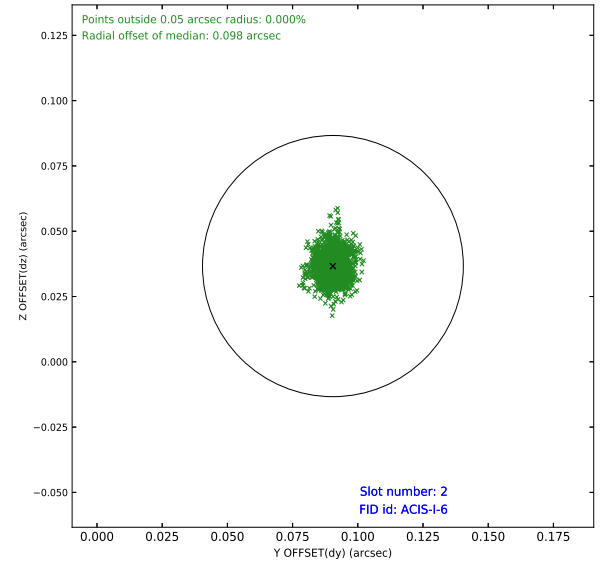
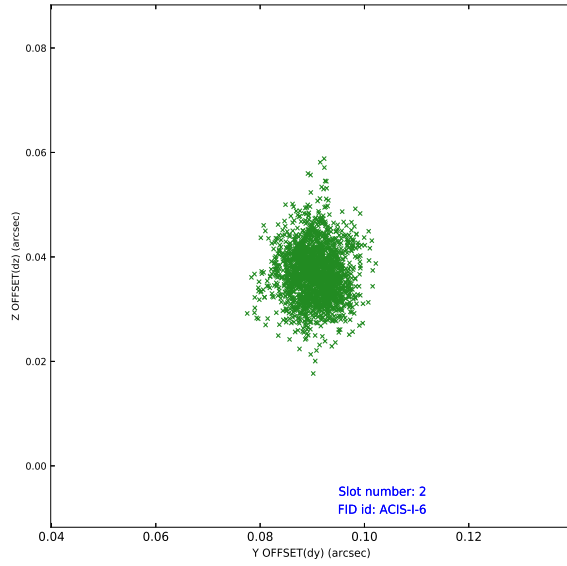
2.5.1 Slot 0



2.5.2 Slot 1



2.5.3 Slot 2



A Summary

A.1 Status

V&V Scientist	Beth Sundheim
V&V Date (YYYY-MM-DD)	2020.09.25
V&V Edition	1
V&V Disposition and Status	OK
V&V Charge Time	7.759

A.2 Comments

Window constraint was not met.