

V&V Reference Report

L2 ASCDS Version : 8.4.5

Observation 5259 - L2 Version 3
Chandra X-Ray Center

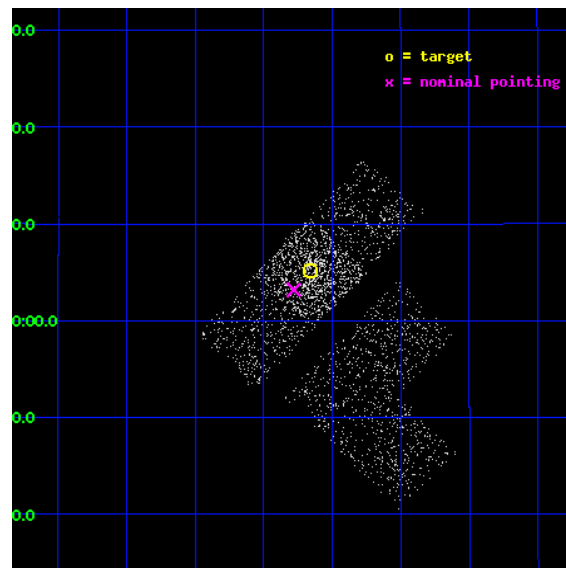
L2 Processing Date : Nov 8 2012

Contents

1	Front	2
2	OBI	3
2.1	OBI	3
2.1.1	Images	3
2.1.2	Bias	3
2.1.3	Parameters	4
2.1.4	Events	4
2.2	Compared Parameters	5
2.3	Aspect	6
2.4	Star Slots	9
2.4.1	Slot 3	9
2.4.2	Slot 4	10
2.4.3	Slot 5	11
2.4.4	Slot 6	12
2.4.5	Slot 7	13
2.5	FID Slots	14
2.5.1	Slot 0	14
2.5.2	Slot 1	15
2.5.3	Slot 2	16
A	Summary	17
A.1	Status	17
A.2	Comments	17

1 Front


seq_num	100051	Sequence number
obs_id	5259	Observation id
title	High Resolution Imaging of the Source of Comet Encke's X-Rays Over One Nuclear Rotation	Proposal title
observer	Dr. Carey Lisse	Principal investigator
object	2P/Encke (2003)	Source name
dtcycle	0	
cycle	P	events from which exps? Prim/Second/Both
ra_targ	288.04007	Observer's specified target RA [deg]
dec_targ	17.0854	Observer's specified target Dec [deg]
ra_nom	288.06989249503	Nominal RA [deg]
dec_nom	17.053361091588	Nominal Dec [deg]
roll_nom	314.14786326395	Nominal Roll [deg]
revision	3	Processing version of data
ontime	1471.9999945164	Sum of GTIs [s]
liveltime	1453.3606442538	Livetime [s]
ontime0	1471.9999945164	Sum of GTIs [s]
ontime2	1471.9999945164	Sum of GTIs [s]
ontime3	1471.9999945164	Sum of GTIs [s]
ontime6	1471.9999945164	Sum of GTIs [s]
ontime7	1471.9999945164	Sum of GTIs [s]
ontime8	1471.9999945164	Sum of GTIs [s]
l2events	2771	Number of level 2 events




2 OBI

2.1 OBI

2.1.1 Images



2.1.2 Bias



2.1.3 Parameters

obi_num	1	Obi number	sched_exp_time	1290.000000	[s] Scheduled observation exposure time
ascdsver	8.4.5	Processing system revision	ontime	1471.9999945164	Sum of GTIs [s]
caldsver	4.5.2	 	ontime0	1471.9999945164	Sum of GTIs [s]
date	2012-11-08T02:26:55	Date and time of file creation	ontime2	1471.9999945164	Sum of GTIs [s]
revision	3	Processing version of data	ontime3	1471.9999945164	Sum of GTIs [s]
			ontime6	1471.9999945164	Sum of GTIs [s]
			ontime7	1471.9999945164	Sum of GTIs [s]
			ontime8	1471.9999945164	Sum of GTIs [s]
			l1events	42226	Number of level 1 events

2.1.4 Events

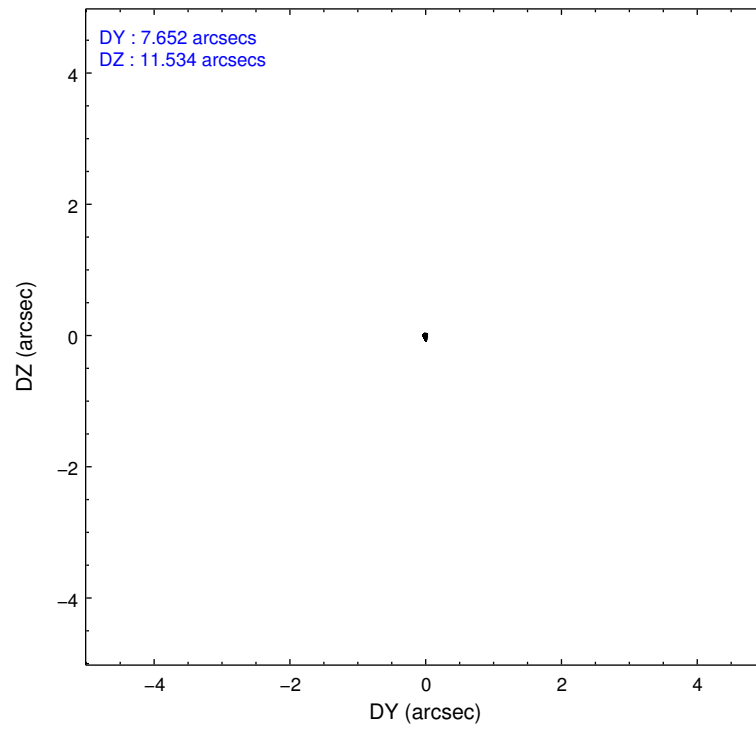
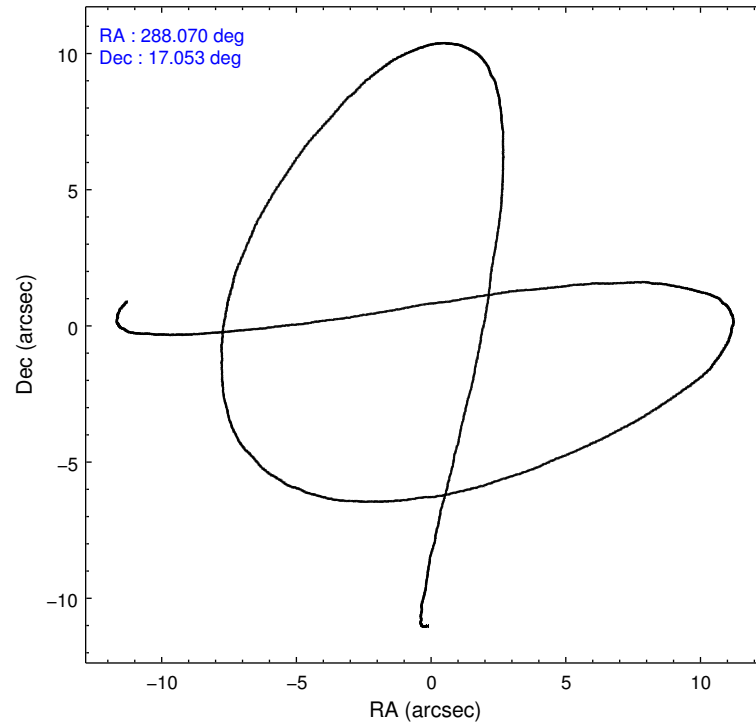
	ccd 0	ccd 2	ccd 3	ccd 6	ccd 7	ccd 8
level 1 events	6104	7958	6491	6220	2217	13236
rejected events	5610	7408	6122	5681	959	7613
rejected %	91%	93%	94%	91%	43%	57%

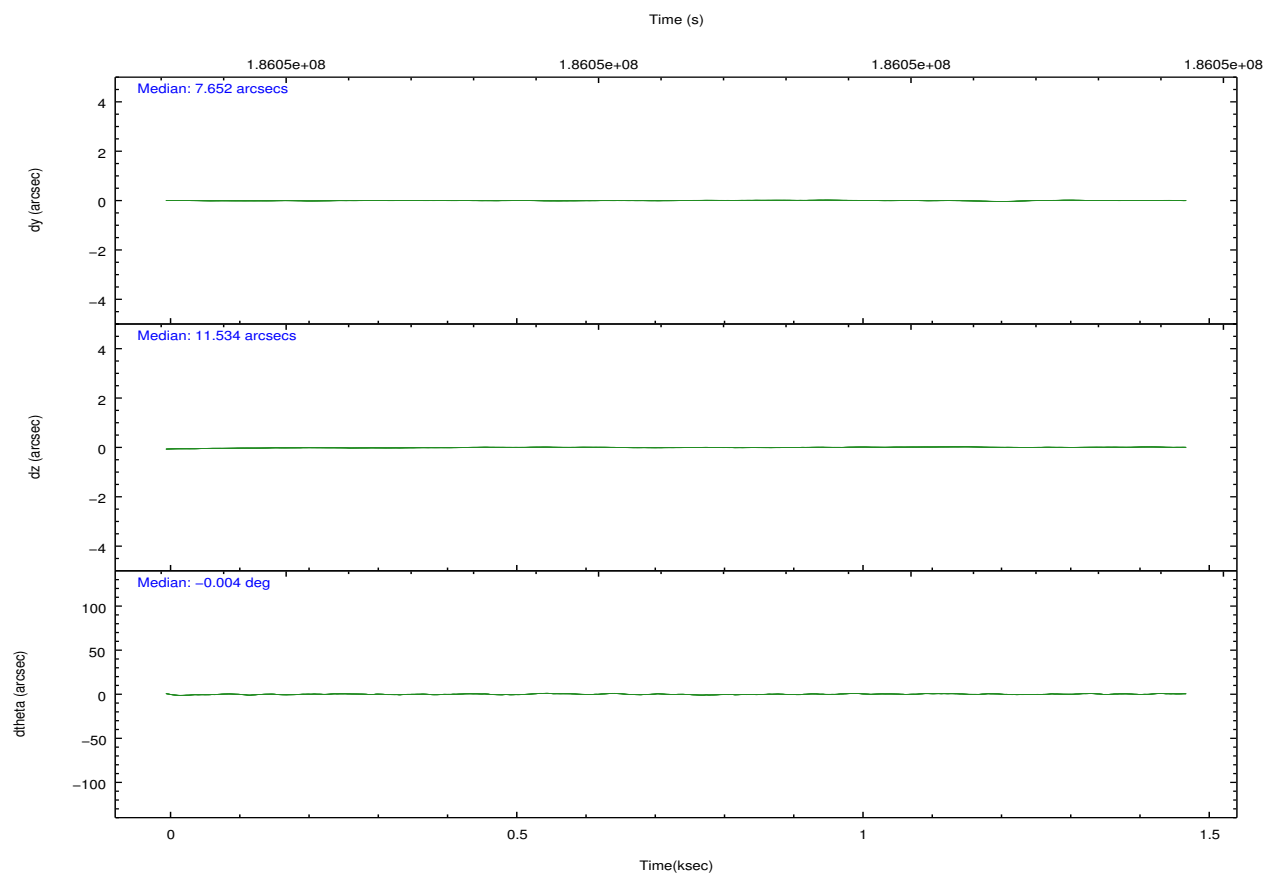
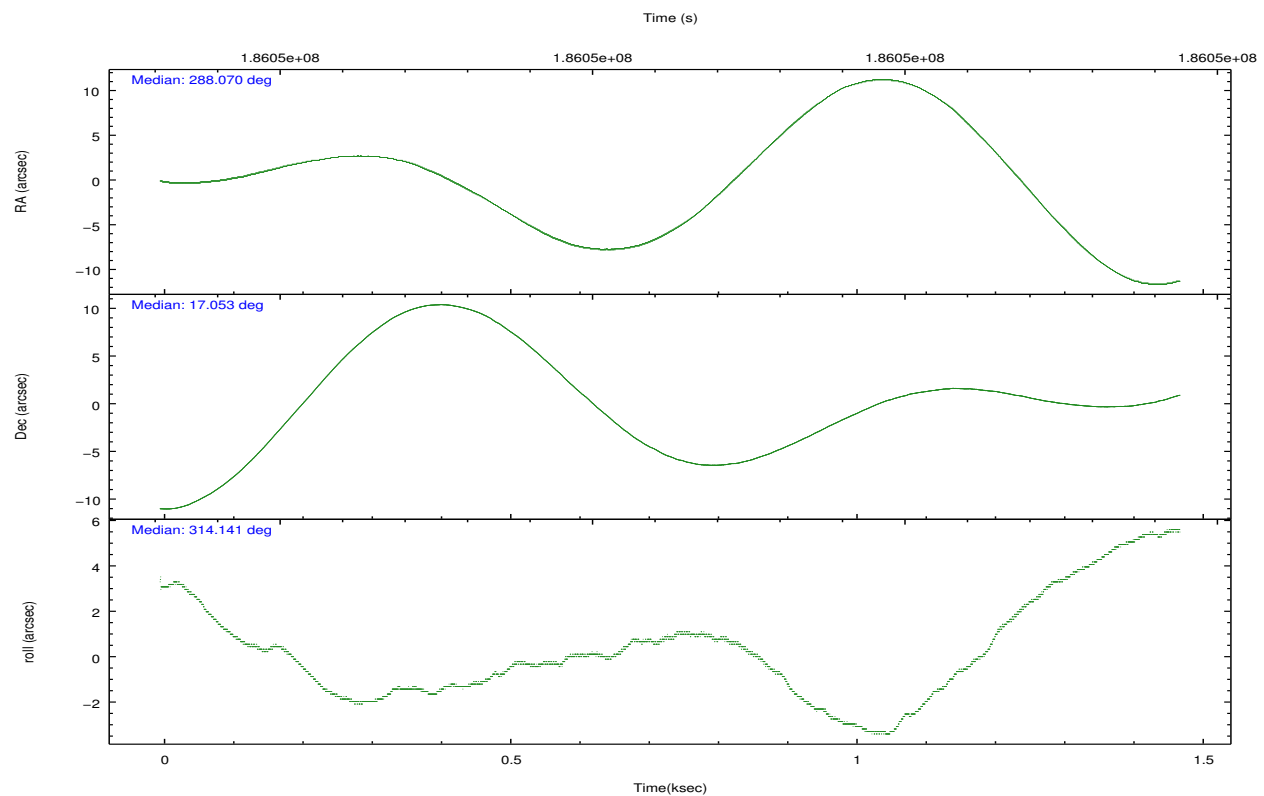
	ccd 0	ccd 2	ccd 3	ccd 6	ccd 7	ccd 8
grade 0 events	283	319	218	311	410	2003
	4%	4%	3%	5%	18%	15%
grade 1 events	4	3	2	1	10	13
	0%	0%	0%	0%	0%	0%
grade 2 events	166	193	90	147	428	1159
	2%	2%	1%	2%	19%	8%
grade 3 events	56	51	46	58	178	1125
	0%	0%	0%	0%	8%	8%
grade 4 events	49	65	42	64	154	982
	0%	0%	0%	1%	6%	7%
grade 5 events	49	52	51	44	162	202
	0%	0%	0%	0%	7%	1%
grade 6 events	55	75	55	65	386	1776
	0%	0%	0%	1%	17%	13%
grade 7 events	5442	7200	5987	5530	489	5976
	89%	90%	92%	88%	22%	45%

2.2 Compared Parameters

Parameter	Planned	Actual	Parameter	Planned	Actual
Instrument	ACIS	ACIS	Obspar format version number	7	7
Detector	ACIS-023678	ACIS-023678	Obspar file type	PREDICTED	ACTUAL
Grating	NONE	NONE	Obspar update status	NONE	UPDATED
Data mode	VFAINT	VFAINT	Number of optional ACIS chips dropped	0	0
Observation mode	POINTING	POINTING	On-chip summing requested	N	N
[deg] Pointing RA	288.042456	288.0698924950287	Subarray requested	NONE	NONE
[deg] Pointing Dec	17.060488	17.05336109158764	Alternating exposures requested	N	N
[deg] Pointing Roll	313.999302	314.1478632639503	[s] Primary exposure time	0.000000	3.2
[mm] SIM focus pos	-0.684267	-0.6828225247311905			
[mm] SIM defocus	0	0.001444936568705701			
[mm] SIM translation stage pos	-190.132523	-190.1400660498719			
[mm] SIM translation stage offset	0	0.00754346686406393			
[s] Observation start time (MET)	186048064.184000	186047688.33165			
Observation start date	2003-11-24T08:00:00	2003-11-24T07:54:48			
[s] Observation end time (MET)	186049354.184000	186049488.23173			
Observation end date	2003-11-24T08:21:30	2003-11-24T08:24:48			
Read mode	TIMED	TIMED			

2.3 Aspect



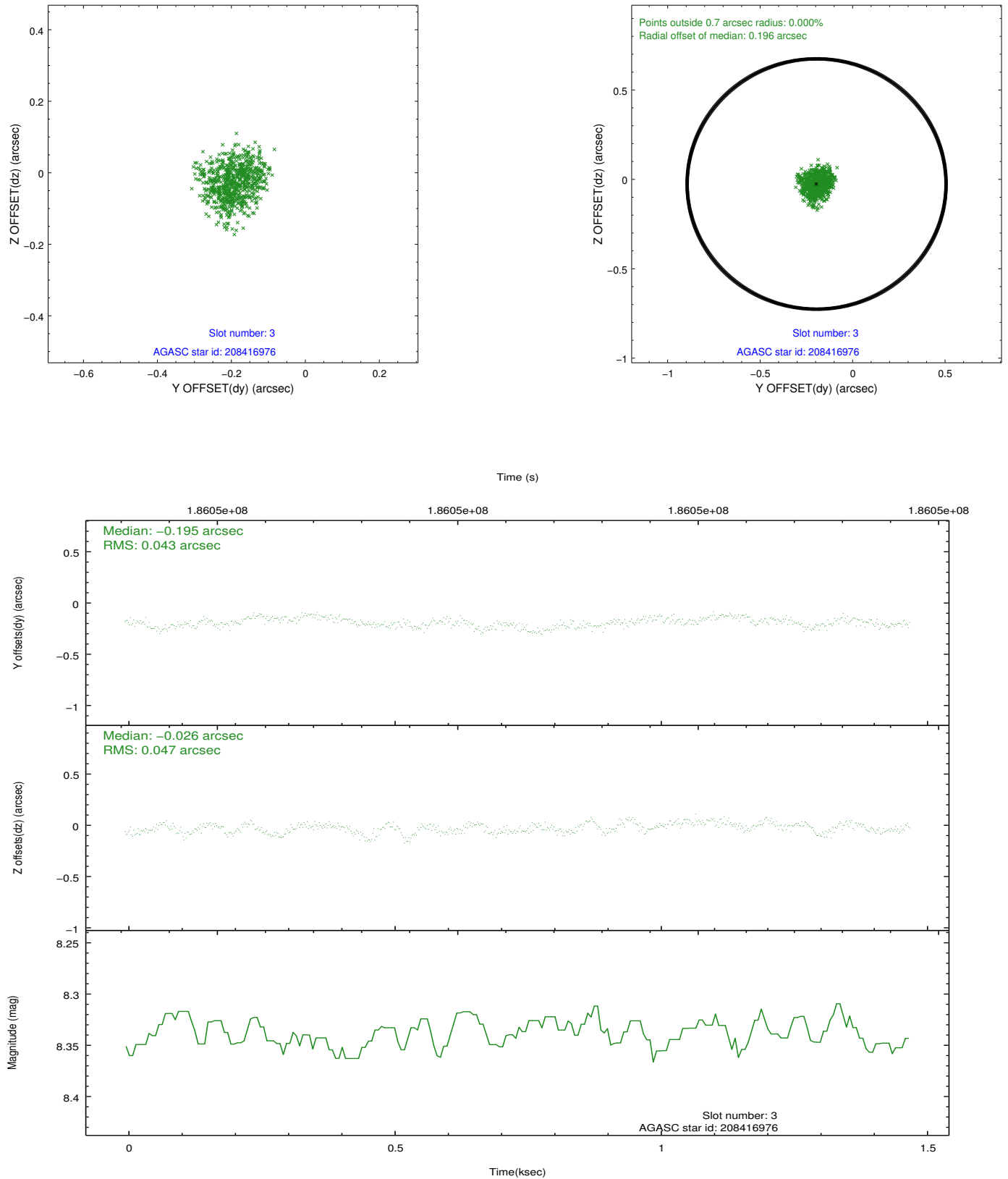


Slot Statistics

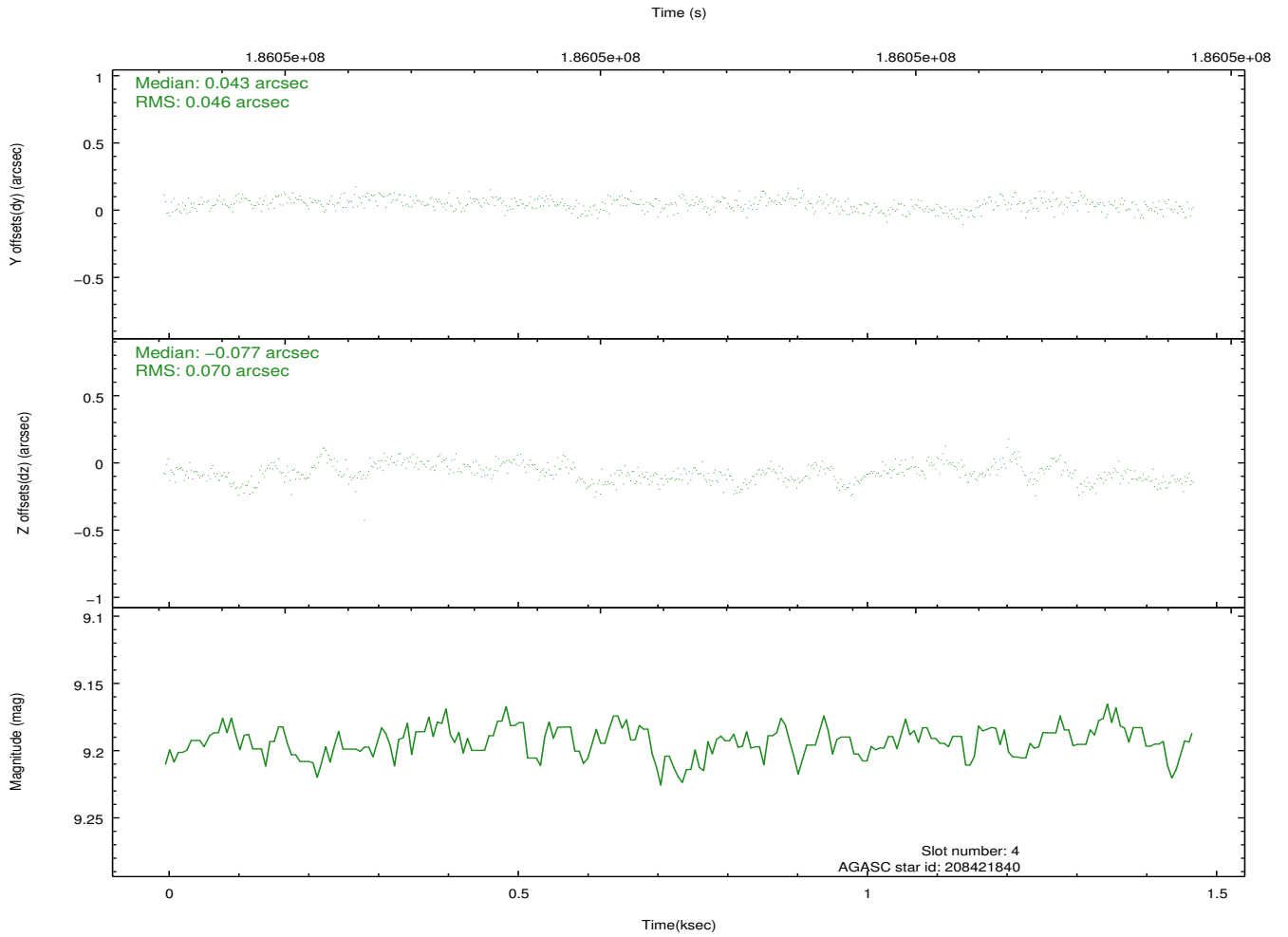
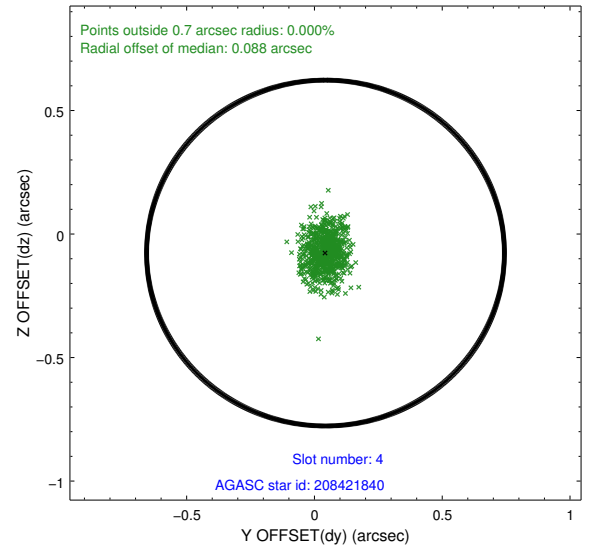
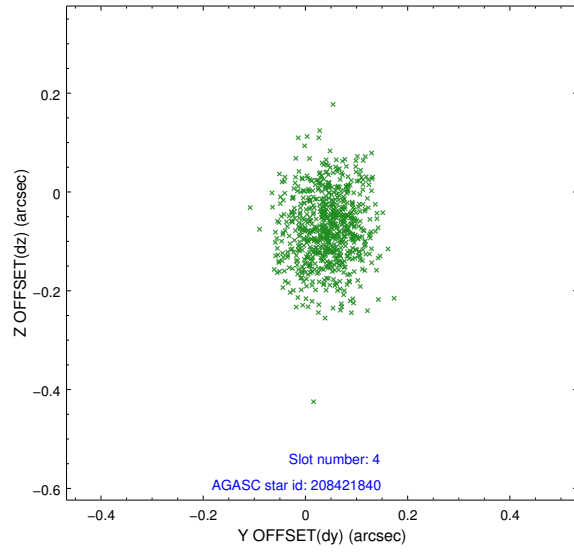
slot	status	id	mag	n_pts	med_dy	med_dz	dr1	dr2	ra	dec	mean_y	mean_z
0	FID	ACIS-S-2	7.10	360	-0.014	-0.004	0.007	0.013	0.000000	0.000000	-760.42	-1732.83
1	FID	ACIS-S-4	7.20	360	0.048	0.008	0.005	0.009	0.000000	0.000000	2150.86	171.04
2	FID	ACIS-S-5	7.22	360	-0.065	0.005	0.007	0.012	0.000000	0.000000	-1807.55	169.79
3	GUIDE	208416976	8.34	720	-0.195	-0.026	0.070	0.105	287.326965	17.073967	-1748.11	-1734.44
4	GUIDE	208421840	9.19	719	0.043	-0.077	0.089	0.147	287.570311	16.918850	-766.01	-1524.73
5	GUIDE	209596088	9.36	720	0.166	-0.061	0.121	0.195	288.150718	16.305149	2215.56	-1621.26
6	GUIDE	210120944	8.41	720	-0.039	0.110	0.060	0.097	288.245736	17.506735	-667.83	1616.50
7	GUIDE	209585448	7.94	719	0.042	0.054	0.064	0.115	288.114724	16.850123	718.16	-344.25

2.4 Star Slots

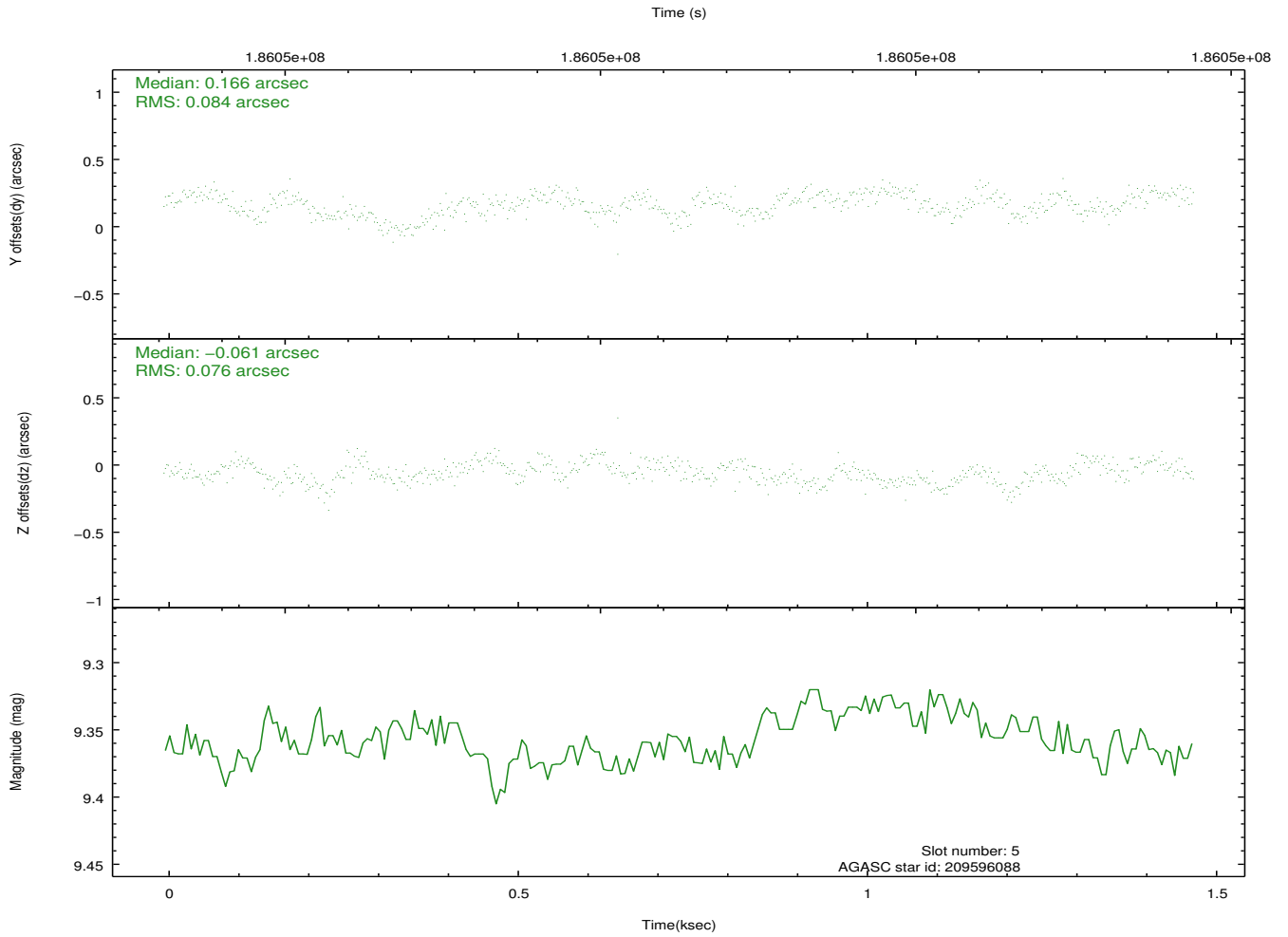
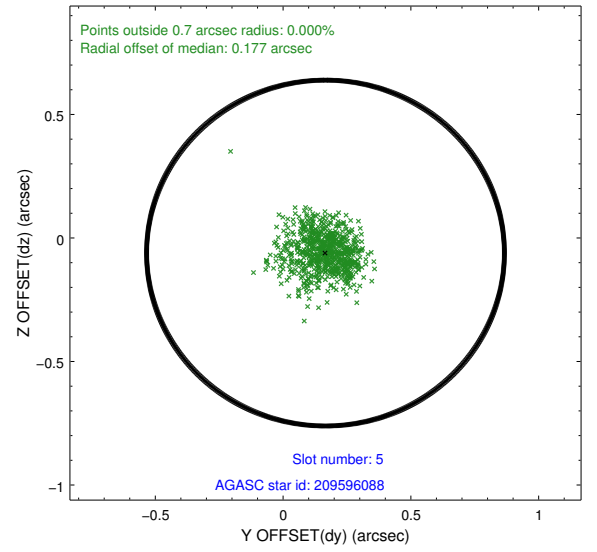
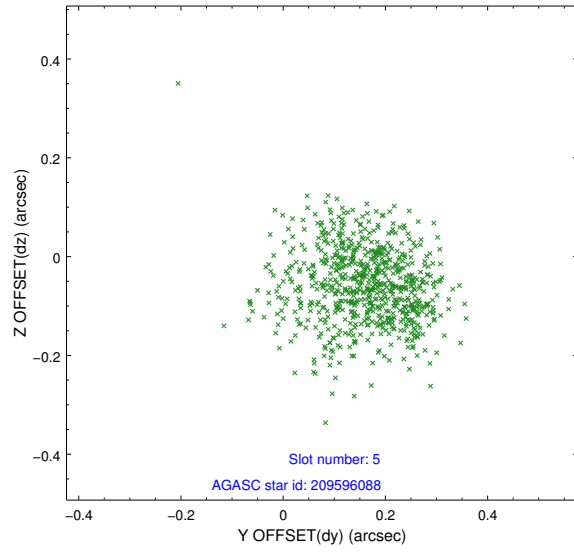
2.4.1 Slot 3



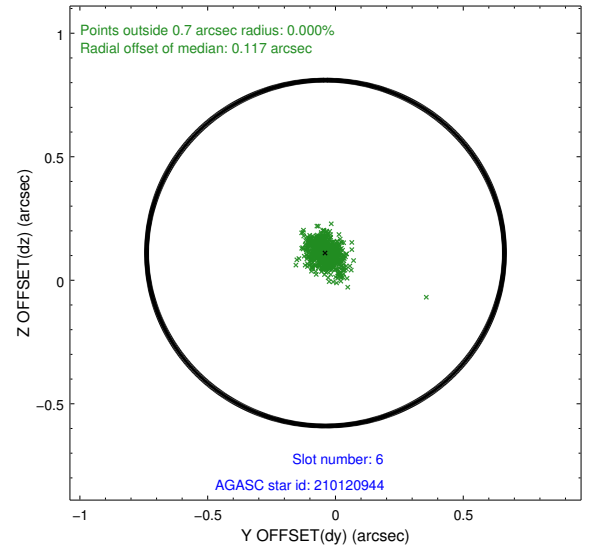
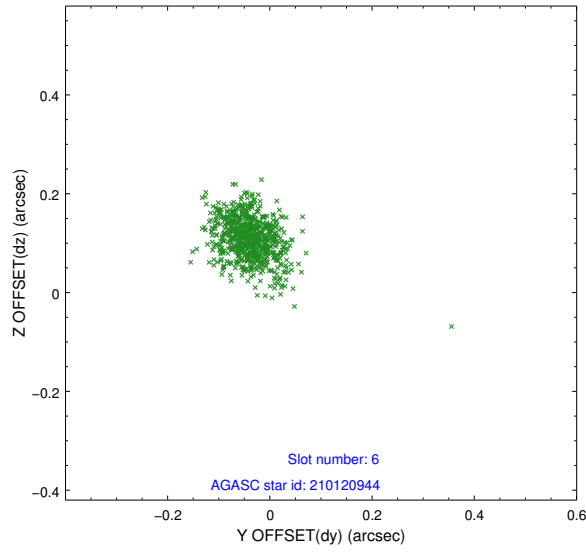
2.4.2 Slot 4



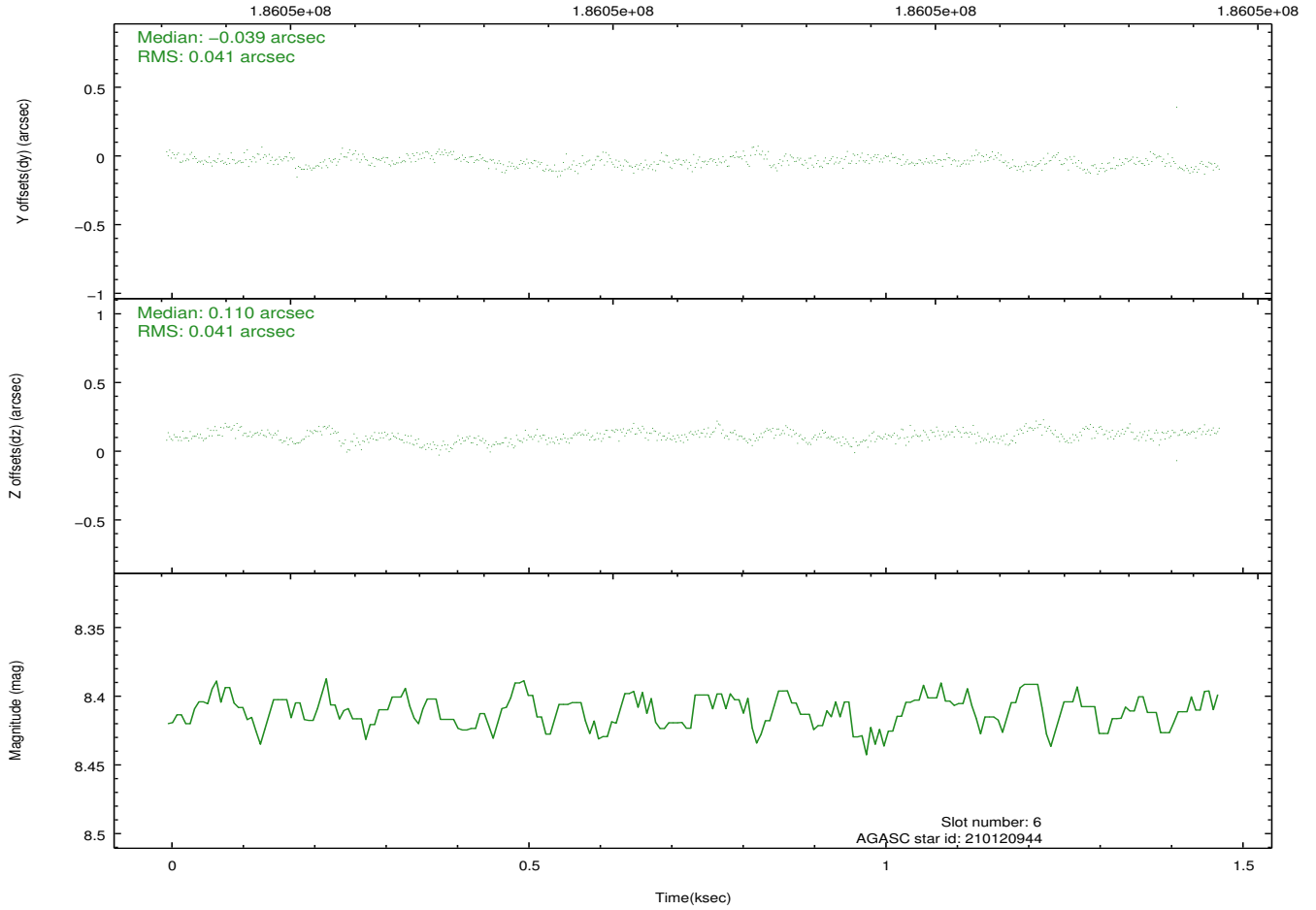
2.4.3 Slot 5



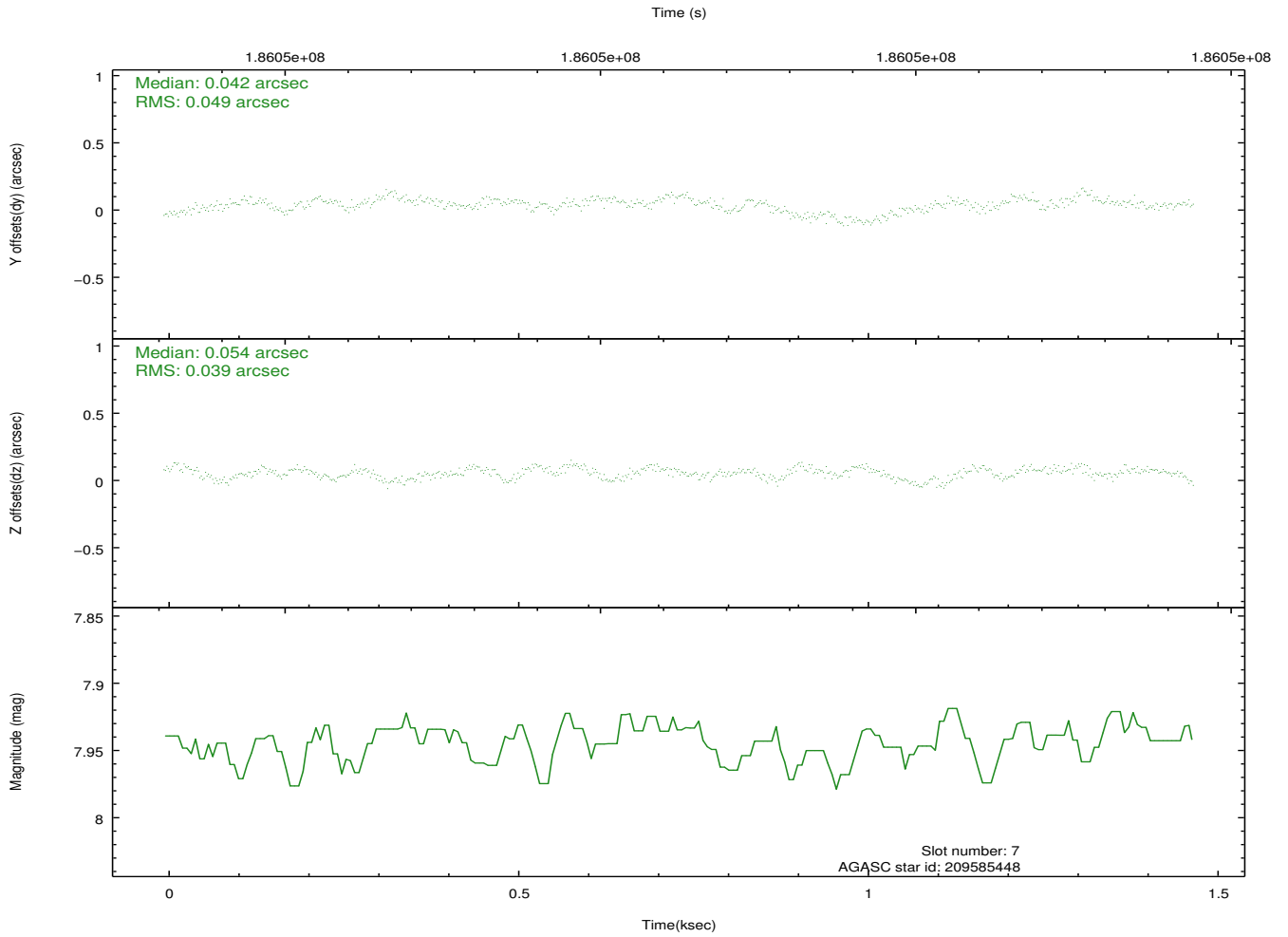
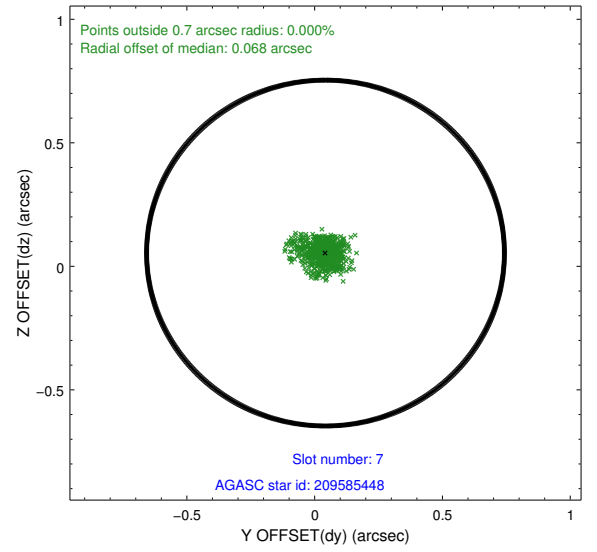
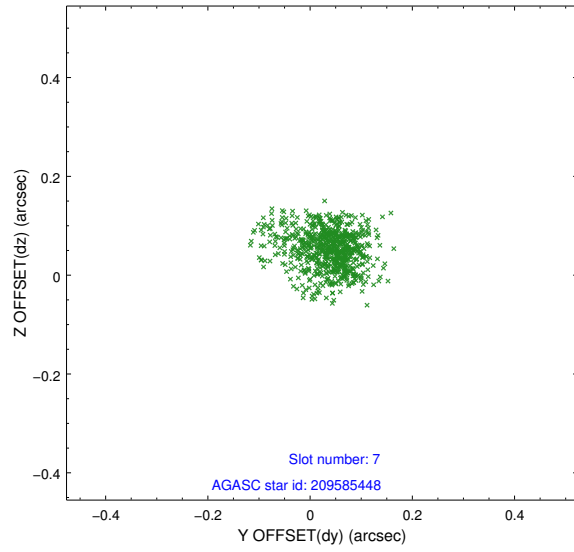
2.4.4 Slot 6



Time (s)

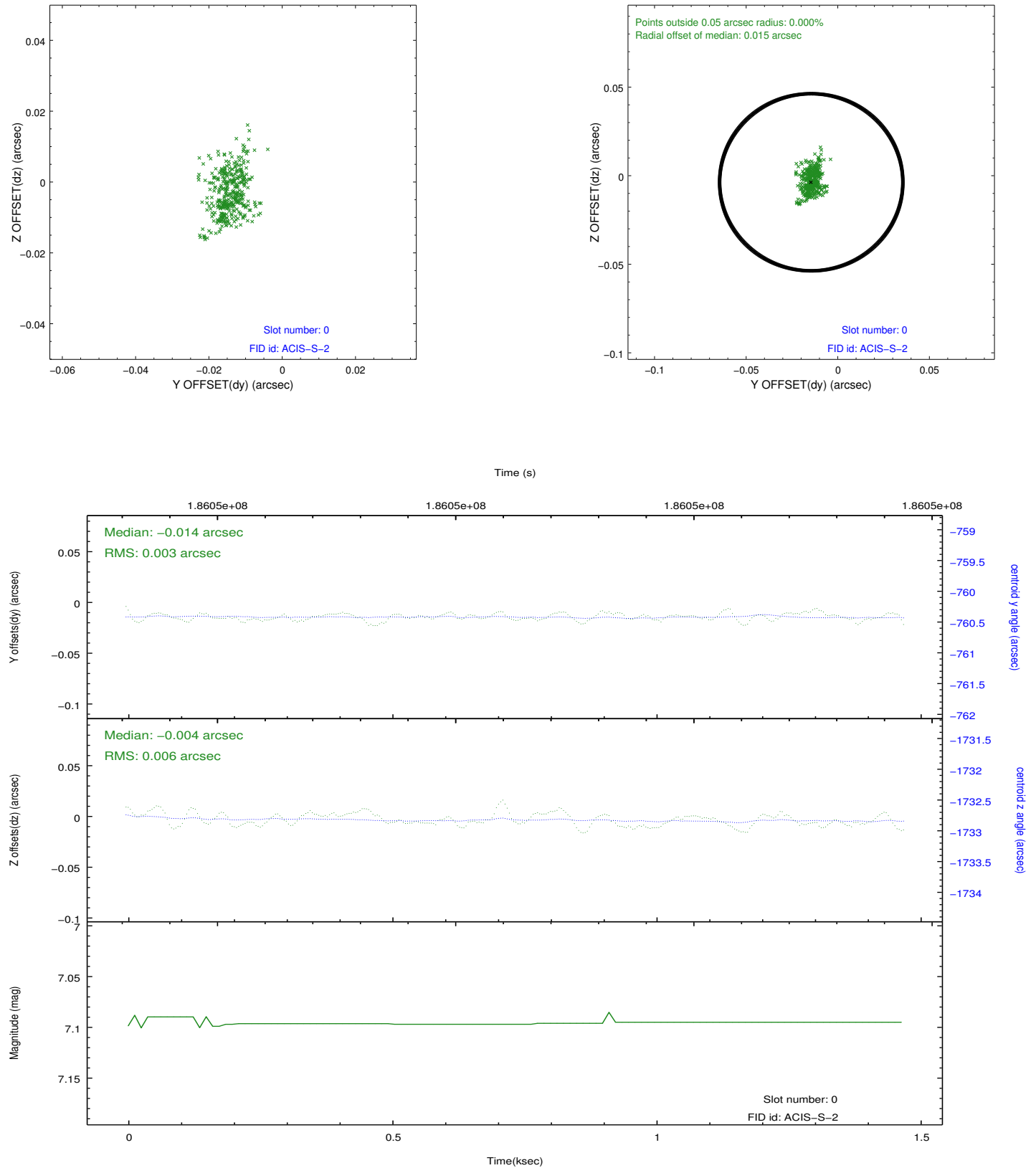


2.4.5 Slot 7

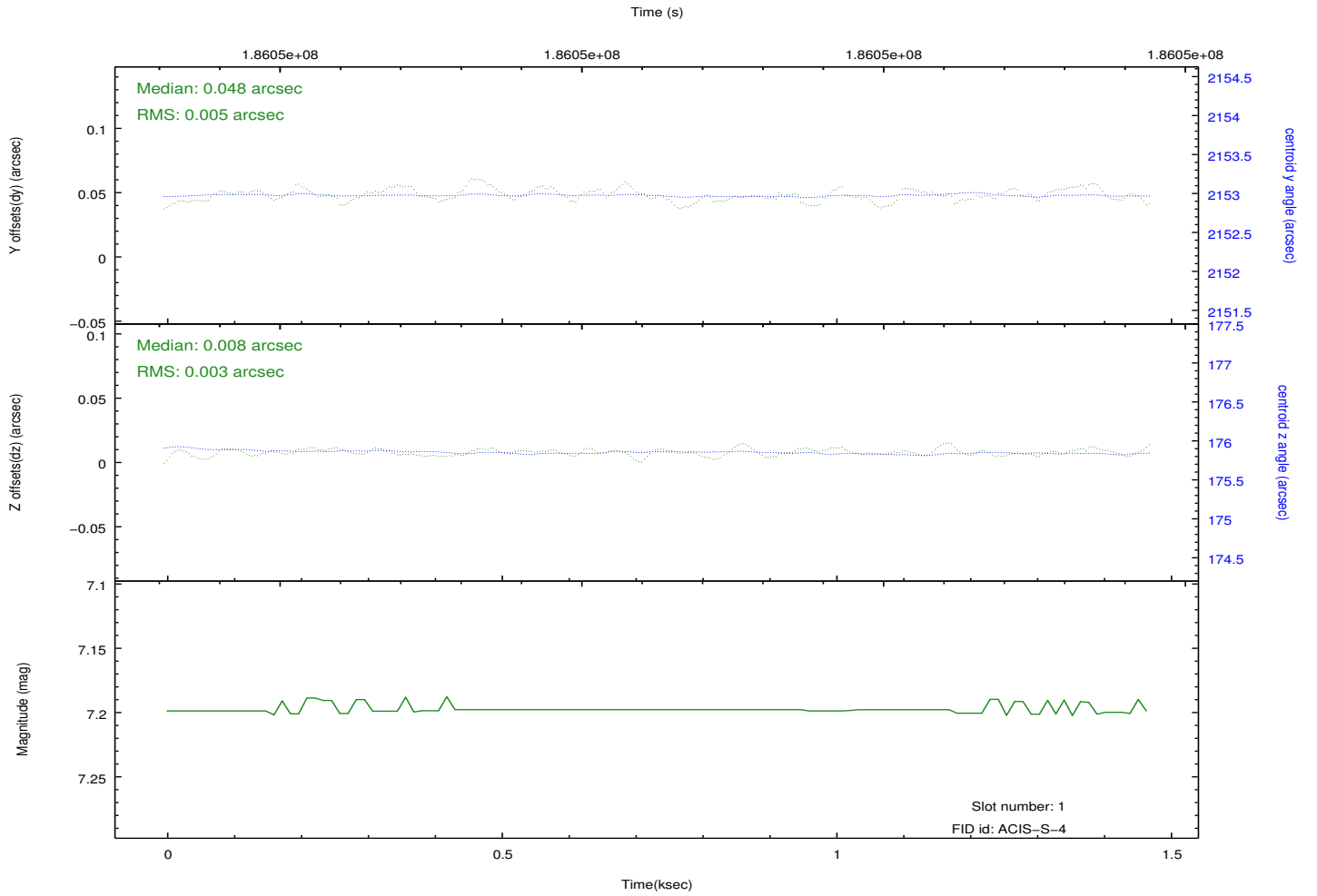
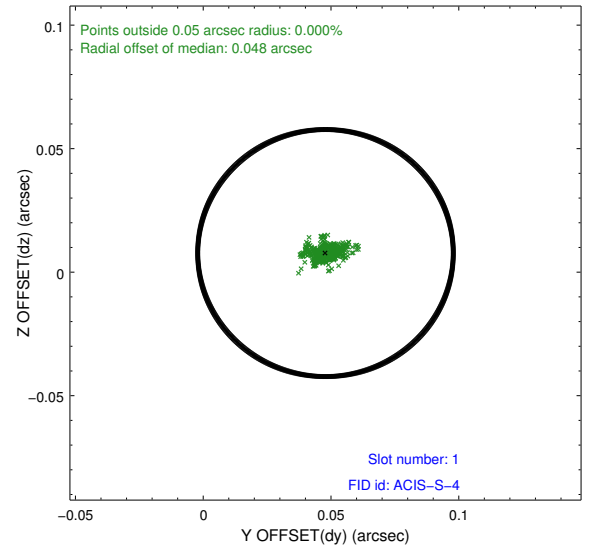
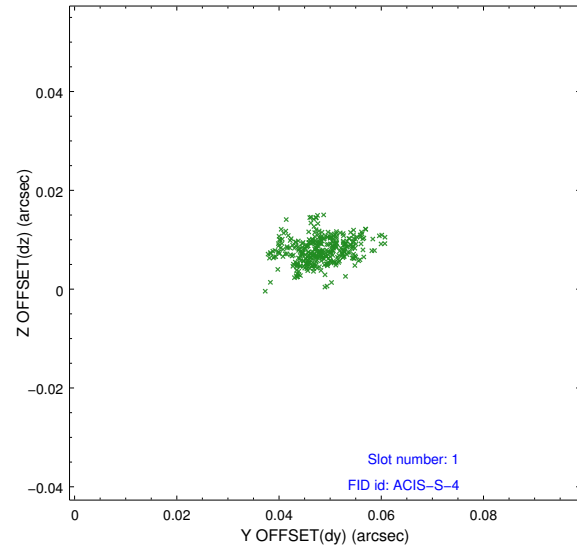


2.5 FID Slots

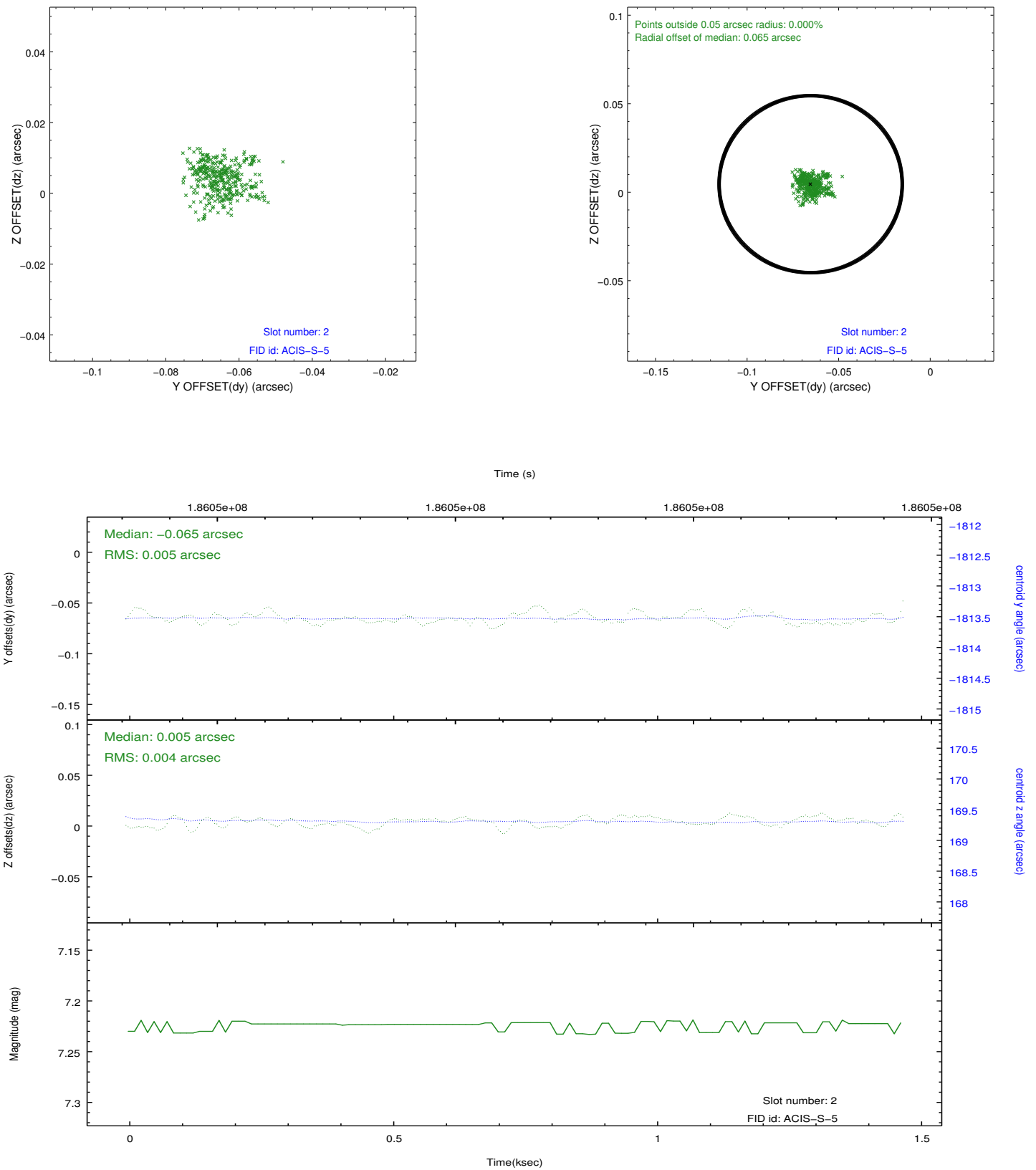
2.5.1 Slot 0



2.5.2 Slot 1



2.5.3 Slot 2



A Summary

A.1 Status

V&V Scientist	Jen Lauer
V&V Date (YYYY-MM-DD)	2012.12.02
V&V Edition	1
V&V Disposition and Status	OK
V&V Charge Time	1.471

A.2 Comments

This is a moving target. Users will need to run `sso_freeze` or similar software to position the events in the reference frame of the target.