

V&V Reference Report

L2 ASCDS Version : 8.5.1.1

Observation 6288 - L2 Version 3
Chandra X-Ray Center


L2 Processing Date : Dec 23 2012

Contents

1	Front	2
2	OBI	3
2.1	OBI	3
2.1.1	Images	3
2.1.2	Bias	3
2.1.3	Parameters	4
2.1.4	Events	4
2.2	Compared Parameters	5
2.3	Aspect	6
2.4	Star Slots	9
2.4.1	Slot 3	9
2.4.2	Slot 4	10
2.4.3	Slot 5	11
2.4.4	Slot 6	12
2.4.5	Slot 7	13
2.5	FID Slots	14
2.5.1	Slot 0	14
2.5.2	Slot 1	15
2.5.3	Slot 2	16
A	Summary	17
A.1	Status	17
A.2	Comments	17

1 Front


seq_num	500524	Sequence number
obs_id	6288	Observation id
title	Small-Diameter Galactic Supernova Remnants: The Missing Young Remnants?	Proposal title
observer	Dr. Stephen Reynolds	Principal investigator
object	G15.9+0.2	Source name
dtcycle	0	
cycle	P	events from which exps? Prim/Second/Both
ra_targ	274.72375	Observer's specified target RA [deg]
dec_targ	-15.020556	Observer's specified target Dec [deg]
ra_nom	274.71492896829	Nominal RA [deg]
dec_nom	-14.984082076223	Nominal Dec [deg]
roll_nom	105.75433279719	Nominal Roll [deg]
revision	3	Processing version of data
ontime	4956.7999815345	Sum of GTIs [s]
livetime	4894.0339955417	Livetime [s]
ontime2	4956.7999815345	Sum of GTIs [s]
ontime3	4956.7999815345	Sum of GTIs [s]
ontime5	4956.7999815345	Sum of GTIs [s]
ontime6	4956.7999815345	Sum of GTIs [s]
ontime7	4956.7999815345	Sum of GTIs [s]
ontime8	4956.7999815345	Sum of GTIs [s]
l2events	46219	Number of level 2 events




2 OBI

2.1 OBI

2.1.1 Images



2.1.2 Bias



2.1.3 Parameters

obi_num	0	Obi number	sched_exp_time	5000.000000	[s] Scheduled observation exposure time
ascdsver	8.5.1.1	Processing system revision	ontime	4956.7999815345	Sum of GTIs [s]
caldsver	4.5.5	 	ontime2	4956.7999815345	Sum of GTIs [s]
date	2012-12-23T17:45:35	Date and time of file creation	ontime3	4956.7999815345	Sum of GTIs [s]
revision	3	Processing version of data	ontime5	4956.7999815345	Sum of GTIs [s]
			ontime6	4956.7999815345	Sum of GTIs [s]
			ontime7	4956.7999815345	Sum of GTIs [s]
			ontime8	4956.7999815345	Sum of GTIs [s]
			l1events	191044	Number of level 1 events

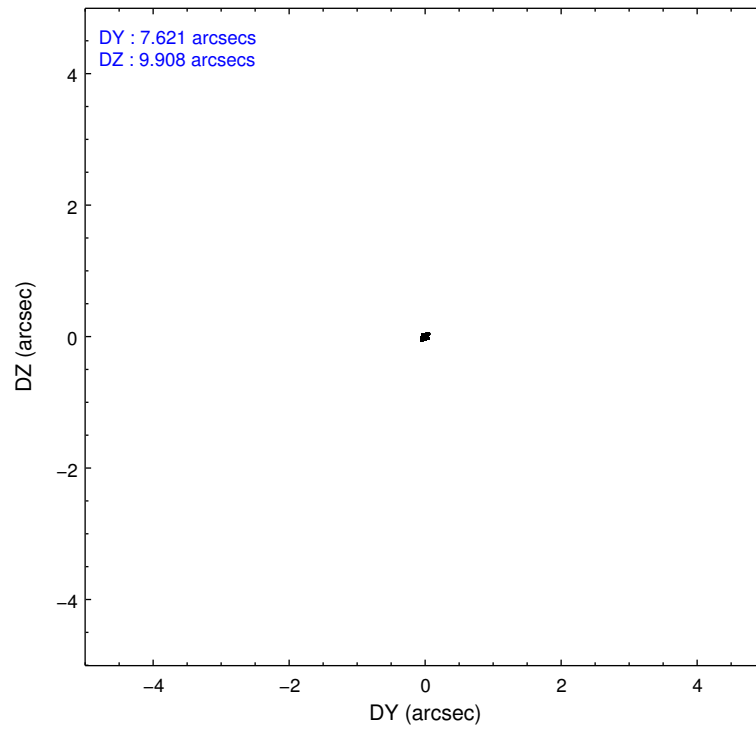
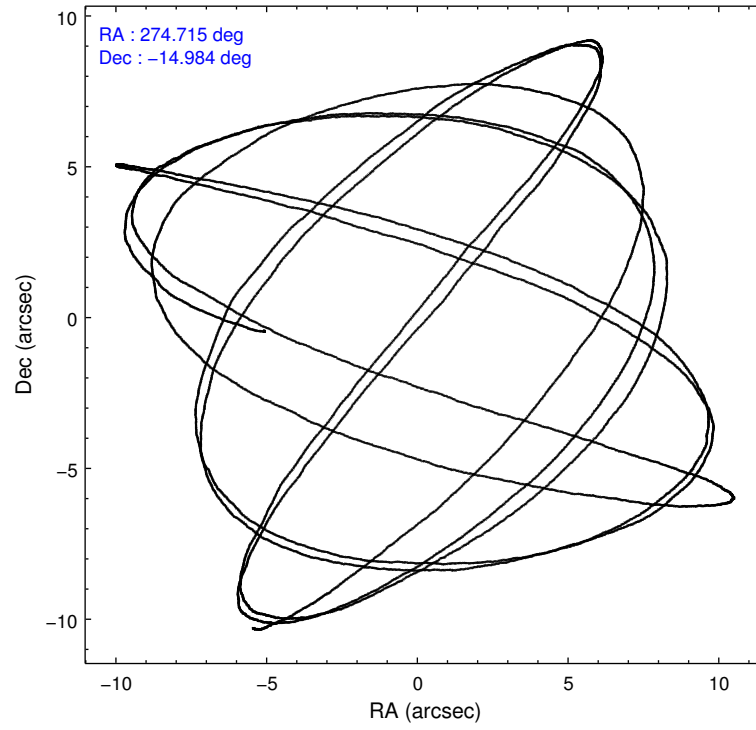
2.1.4 Events

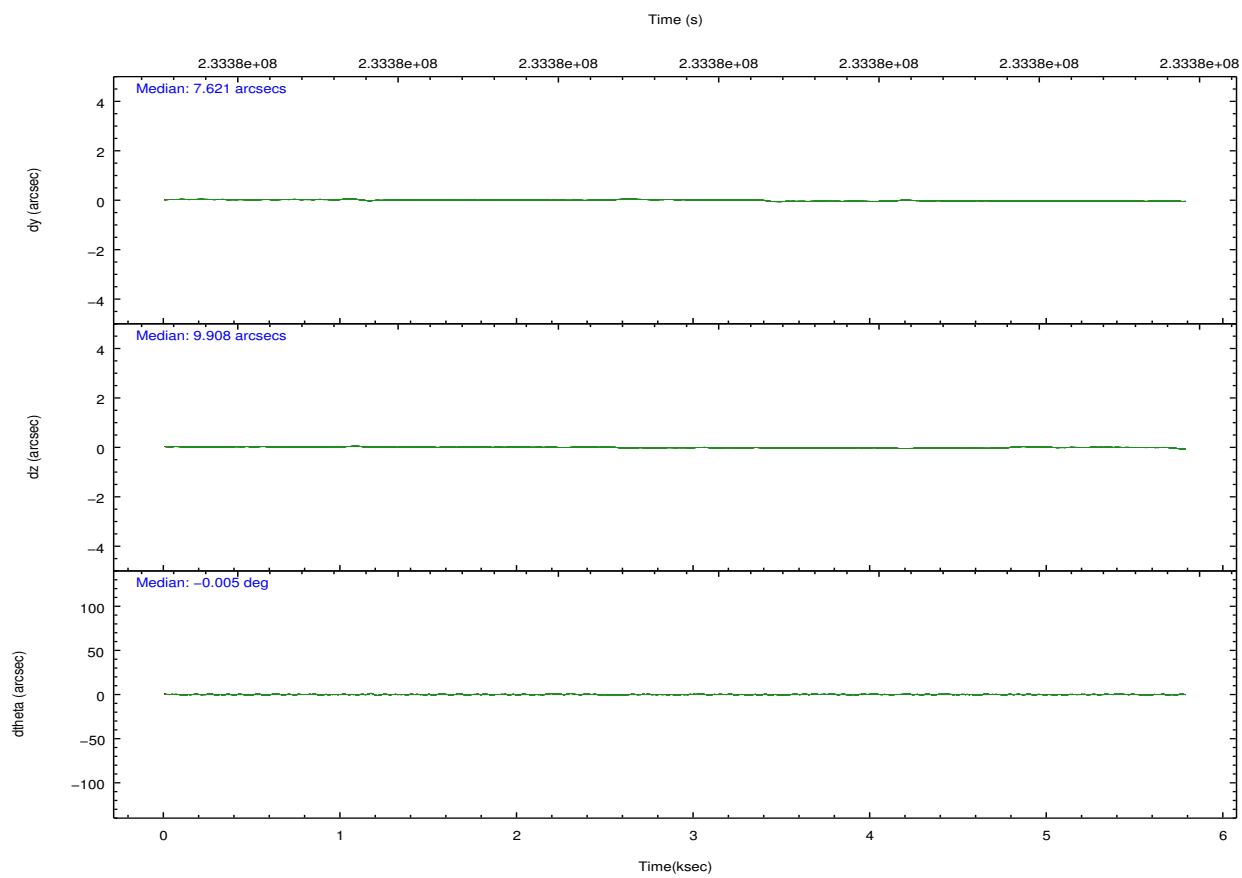
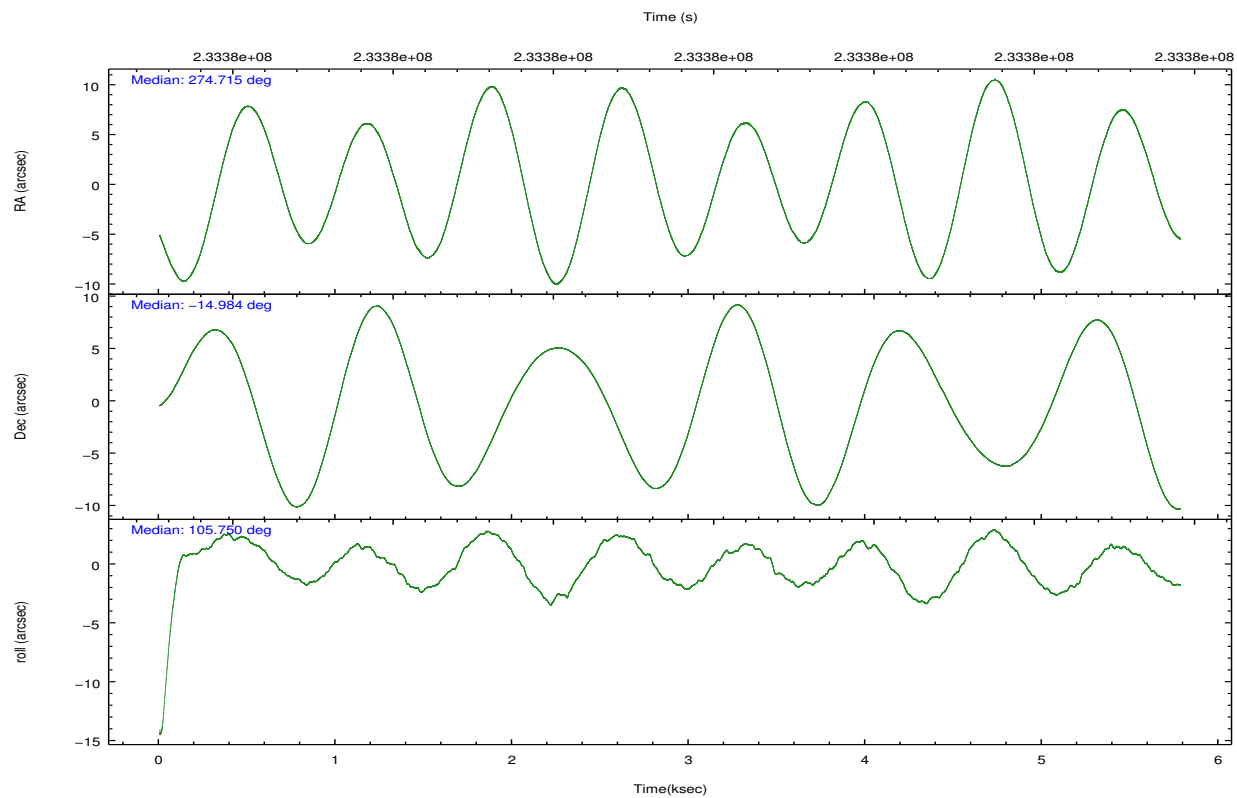
	ccd 2	ccd 3	ccd 5	ccd 6	ccd 7	ccd 8		ccd 2	ccd 3	ccd 5	ccd 6	ccd 7	ccd 8
level 1 events	33921	27694	34766	27849	33718	33096	grade 0 events	1348	1368	1022	1186	2256	1592
rejected events	30934	24665	17614	24816	15526	27425		3%	4%	2%	4%	6%	4%
rejected %	91%	89%	50%	89%	46%	82%	grade 1 events	17	18	16	16	30	14
								0%	0%	0%	0%	0%	0%
							grade 2 events	588	620	4896	610	3838	1108
								1%	2%	14%	2%	11%	3%
							grade 3 events	281	264	741	290	1746	533
								0%	0%	2%	1%	5%	1%
							grade 4 events	261	278	675	326	1669	501
								0%	1%	1%	1%	4%	1%
							grade 5 events	883	1092	2873	1096	3238	1502
								2%	3%	8%	3%	9%	4%
							grade 6 events	511	501	9829	623	8694	1938
								1%	1%	28%	2%	25%	5%
							grade 7 events	30032	23553	14714	23702	12247	25908
								88%	85%	42%	85%	36%	78%

2.2 Compared Parameters

Parameter	Planned	Actual	Parameter	Planned	Actual
Instrument	ACIS	ACIS	Obspar format version number	7	7
Detector	ACIS-235678	ACIS-235678	Obspar file type	PREDICTED	ACTUAL
Grating	NONE	NONE	Obspar update status	NONE	UPDATED
Data mode	VFAINT	VFAINT	Number of optional ACIS chips dropped	0	0
Observation mode	POINTING	POINTING	On-chip summing requested	N	N
[deg] Pointing RA	274.735477	274.7149289682876	Subarray requested	NONE	NONE
[deg] Pointing Dec	-15.002863	-14.98408207622311	Alternating exposures requested	N	N
[deg] Pointing Roll	105.603030	105.7543327971938	[s] Primary exposure time	0.000000	3.2
[mm] SIM focus pos	-0.684267	-0.6828225247311905			
[mm] SIM defocus	0	0.001444936568705701			
[mm] SIM translation stage pos	-190.132523	-190.1400660498719			
[mm] SIM translation stage offset	0	0.00754346686406393			
[s] Observation start time (MET)	233375621.184000	233374360.97641			
Observation start date	2005-05-25T02:32:37	2005-05-25T02:12:40			
[s] Observation end time (MET)	233380621.184000	233381374.02673			
Observation end date	2005-05-25T03:55:57	2005-05-25T04:09:34			
Read mode	TIMED	TIMED			

2.3 Aspect



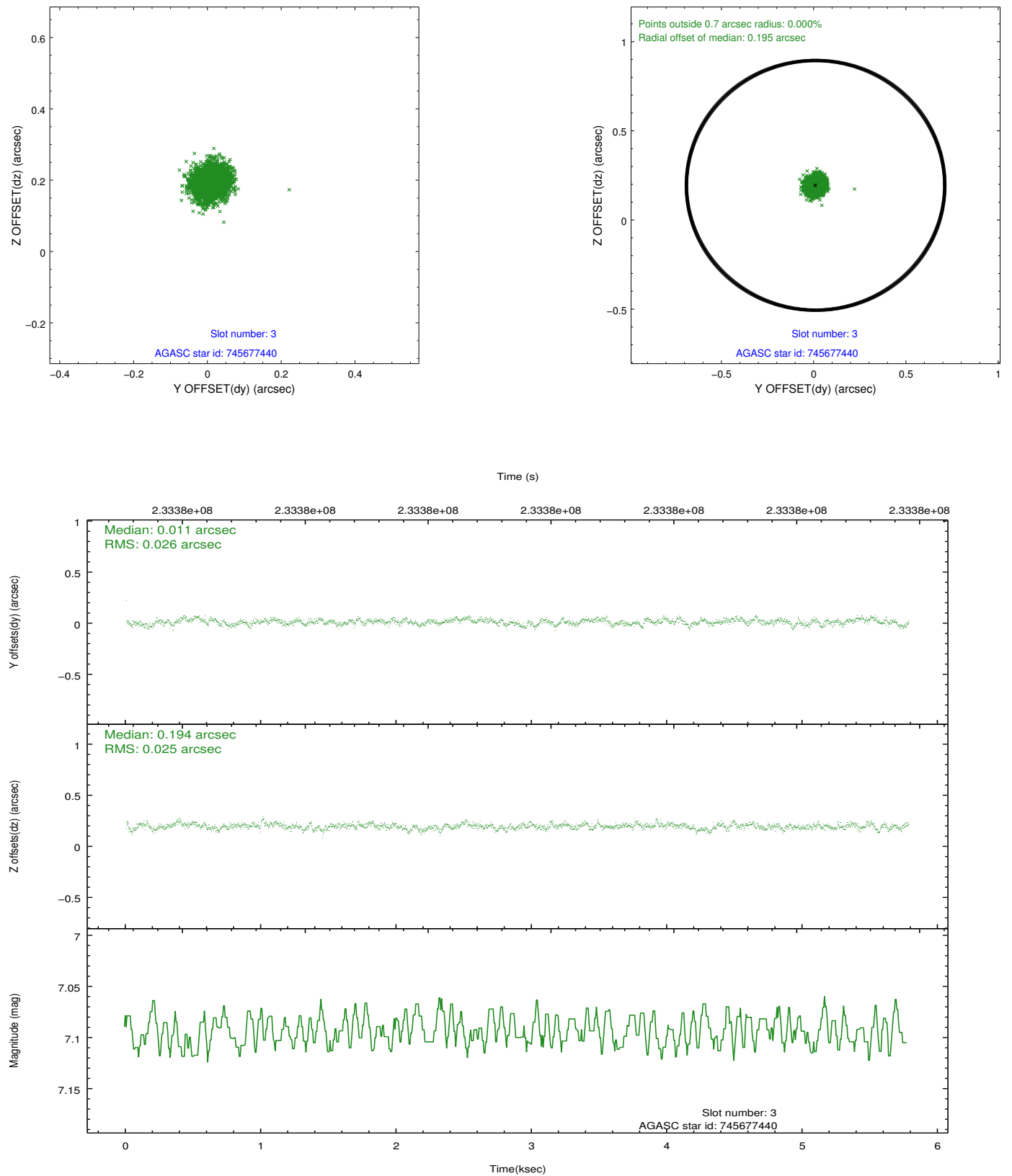


Slot Statistics

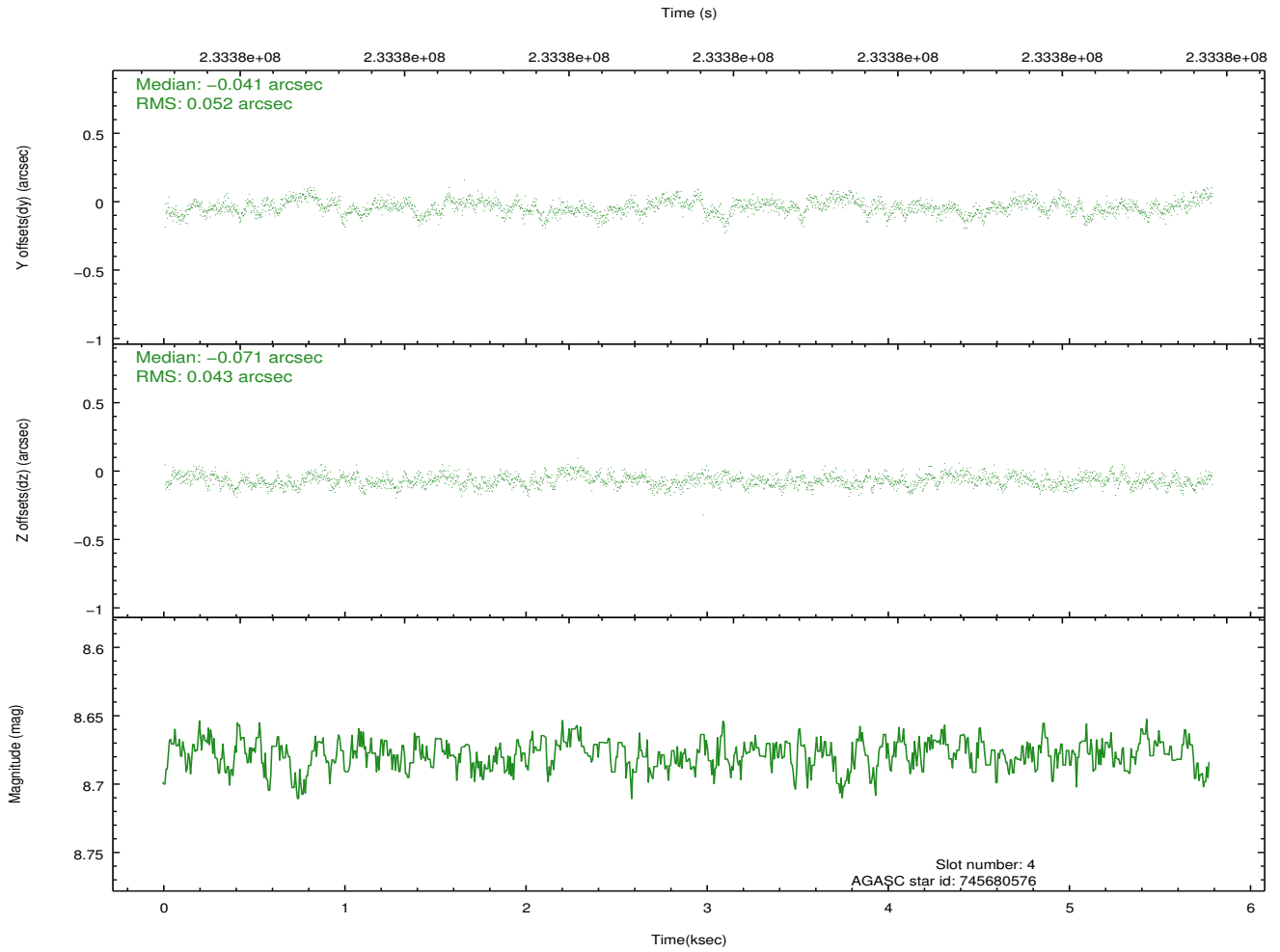
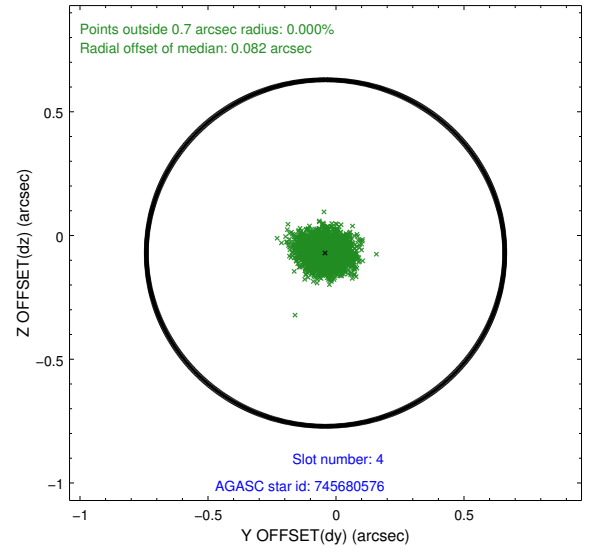
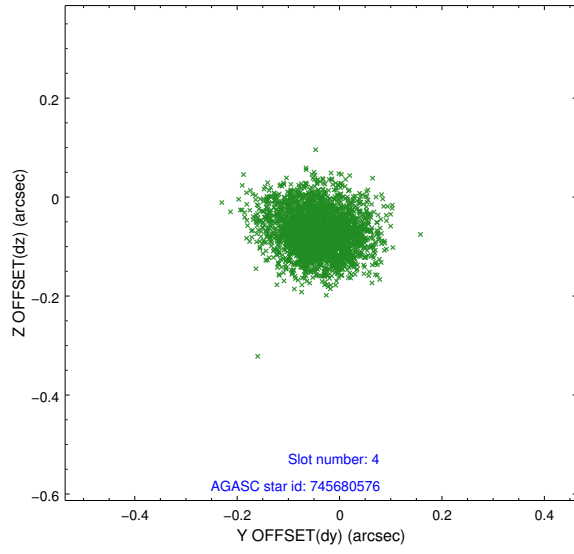
slot	status	id	mag	n_pts	med_dy	med_dz	dr1	dr2	ra	dec	mean_y	mean_z
0	FID	ACIS-S-2	7.10	1411	-0.043	-0.023	0.006	0.011	0.000000	0.000000	-760.39	-1731.19
1	FID	ACIS-S-4	7.21	1410	0.098	0.027	0.006	0.010	0.000000	0.000000	2152.52	176.34
2	FID	ACIS-S-5	7.23	1410	-0.086	0.005	0.006	0.011	0.000000	0.000000	-1811.99	171.08
3	GUIDE	745677440	7.09	2821	0.011	0.194	0.038	0.061	275.264510	-14.978543	-412.84	-1794.61
4	GUIDE	745680576	8.68	2820	-0.041	-0.071	0.072	0.116	274.063292	-14.644899	1867.14	1908.69
5	GUIDE	821172096	7.76	2821	0.050	0.136	0.053	0.082	275.077024	-15.219483	-1070.42	-932.11
6	GUIDE	821179256	7.41	2821	0.188	-0.006	0.048	0.074	274.840900	-15.612800	-2213.56	237.97
7	GUIDE	745679408	7.63	2820	-0.210	-0.254	0.056	0.085	274.073517	-14.949069	801.27	2166.19

2.4 Star Slots

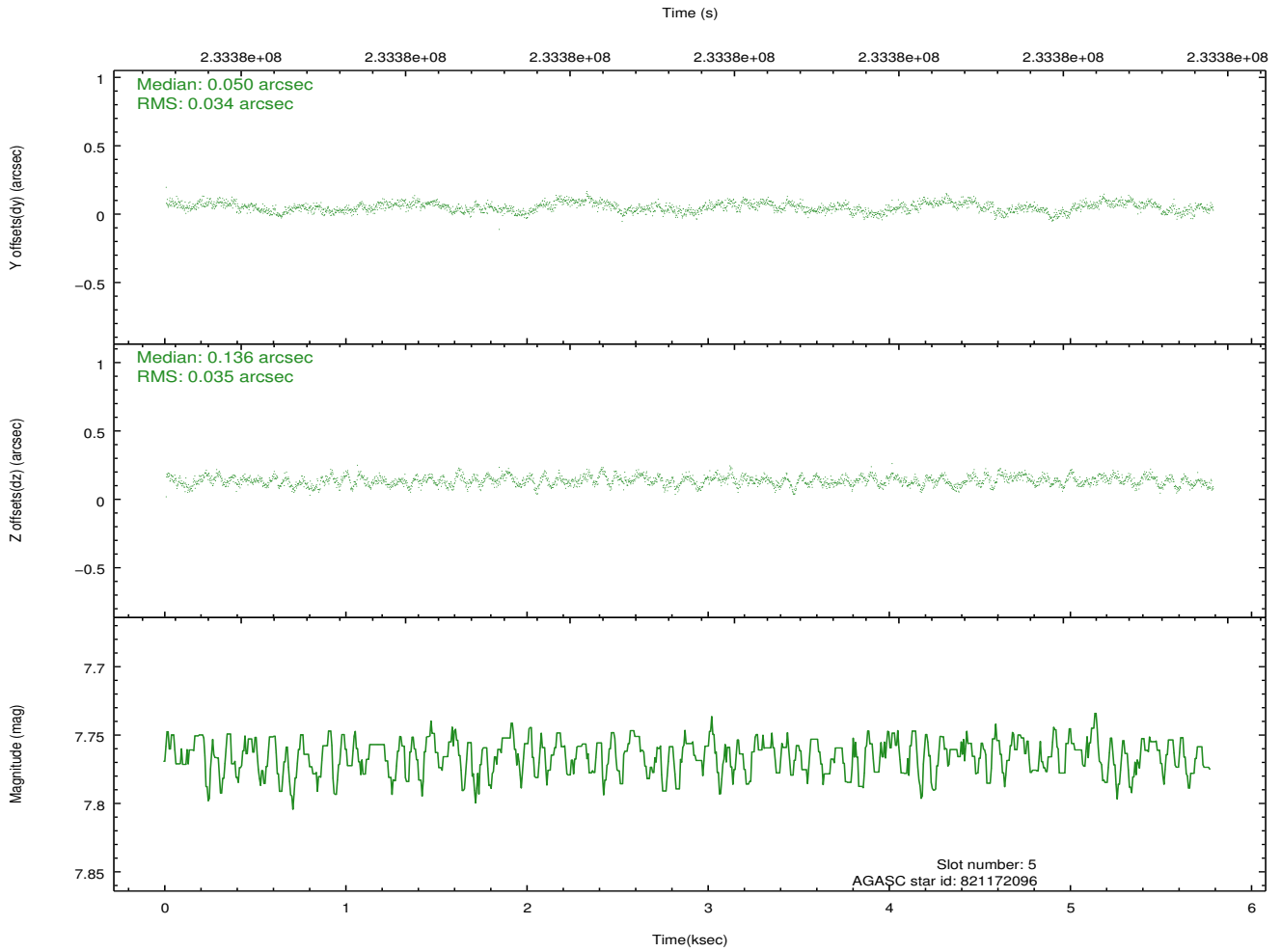
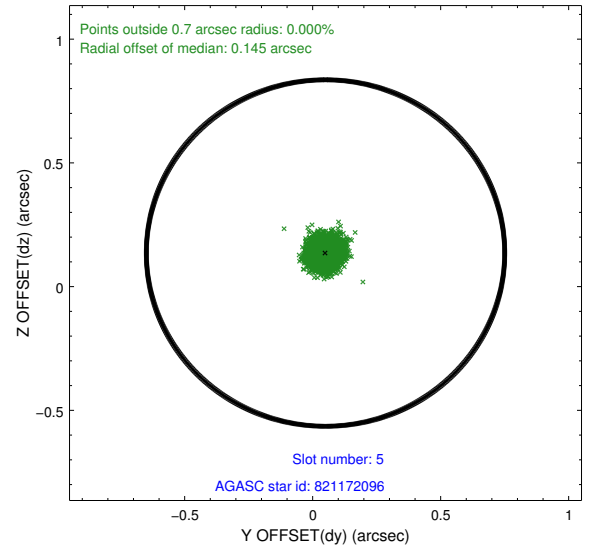
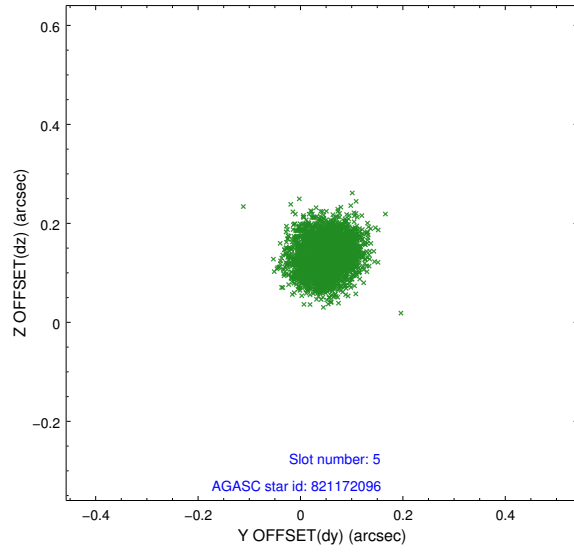
2.4.1 Slot 3



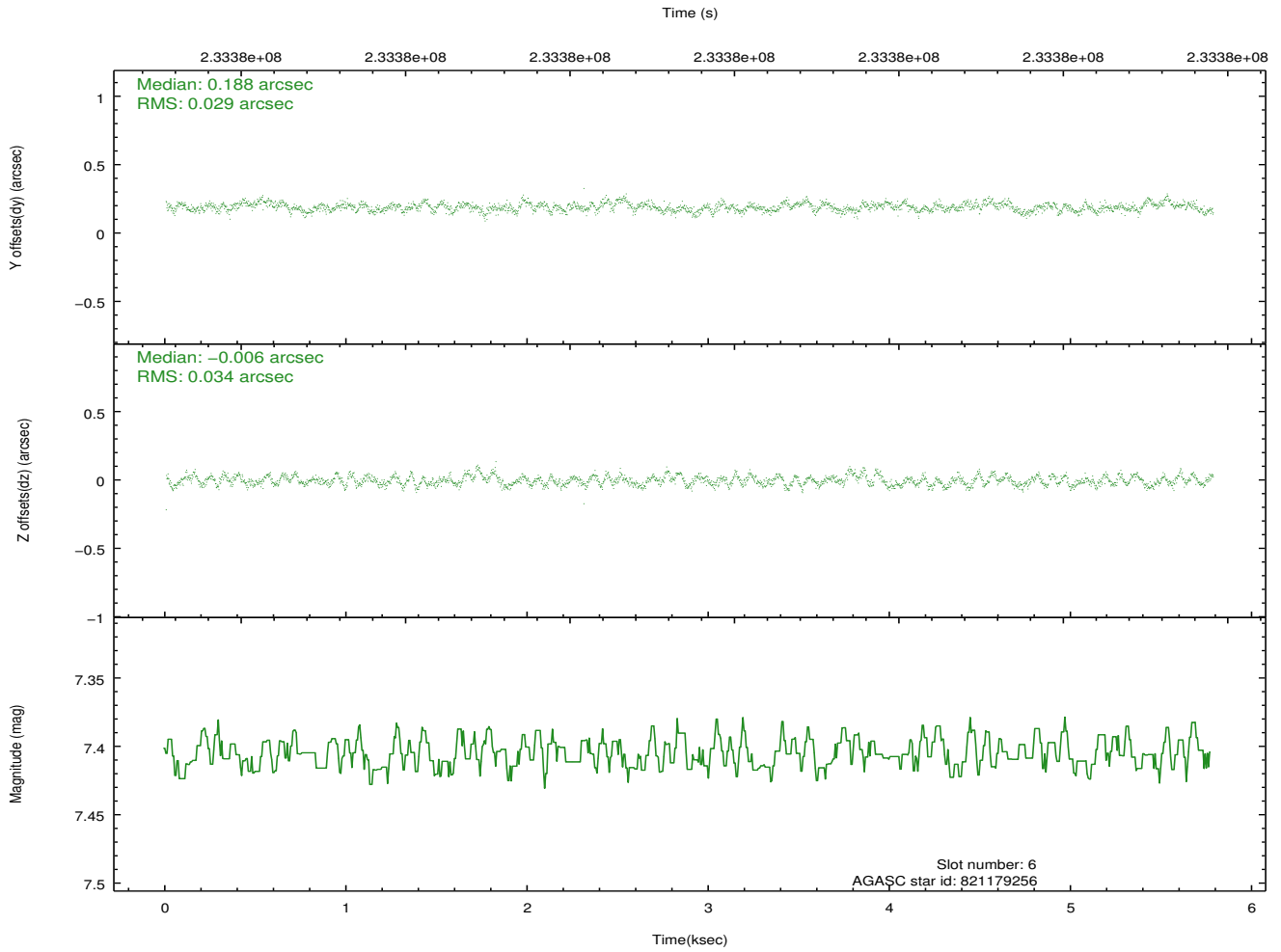
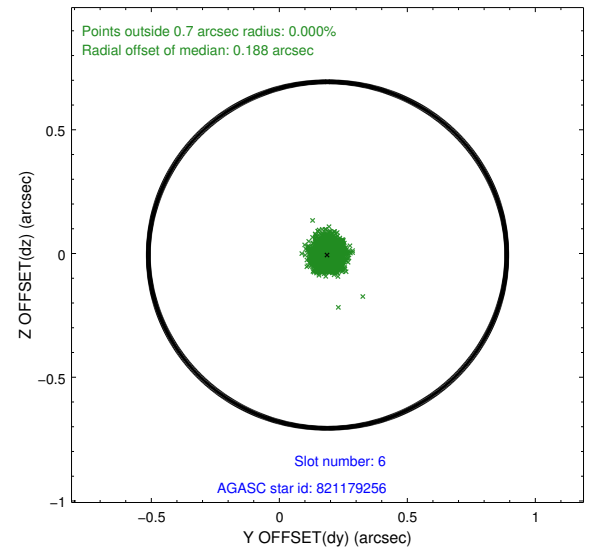
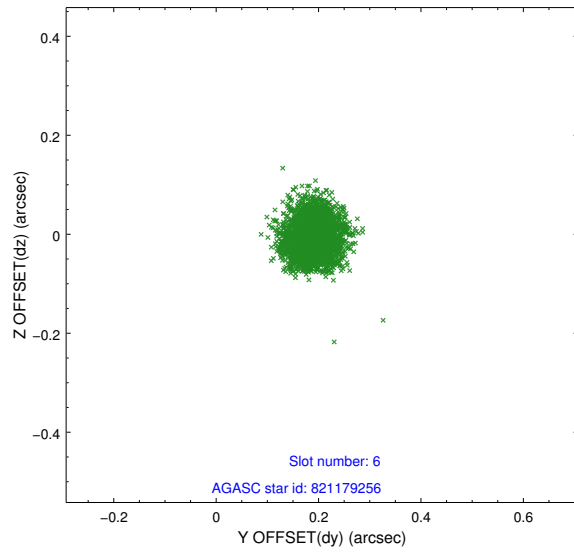
2.4.2 Slot 4



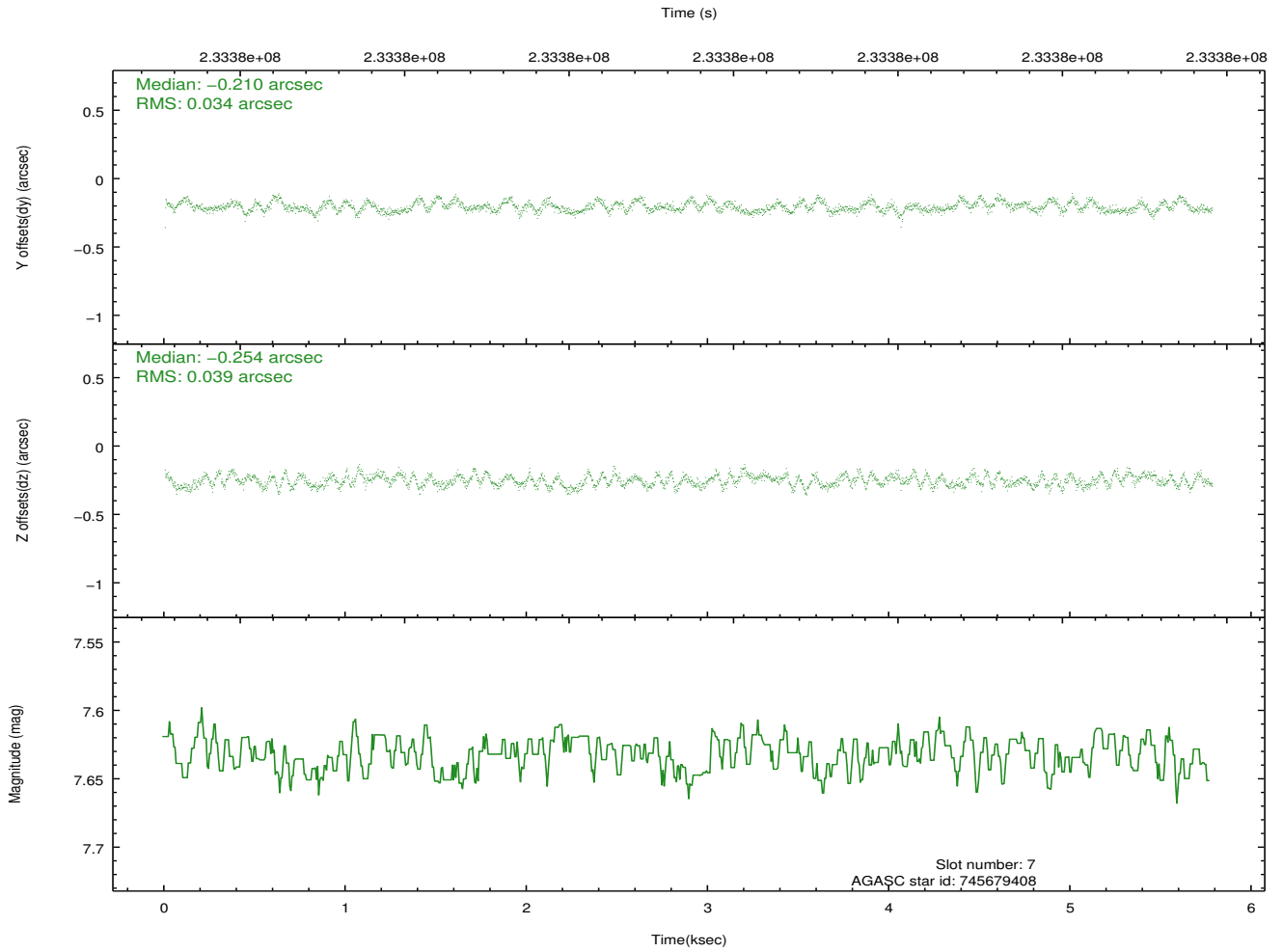
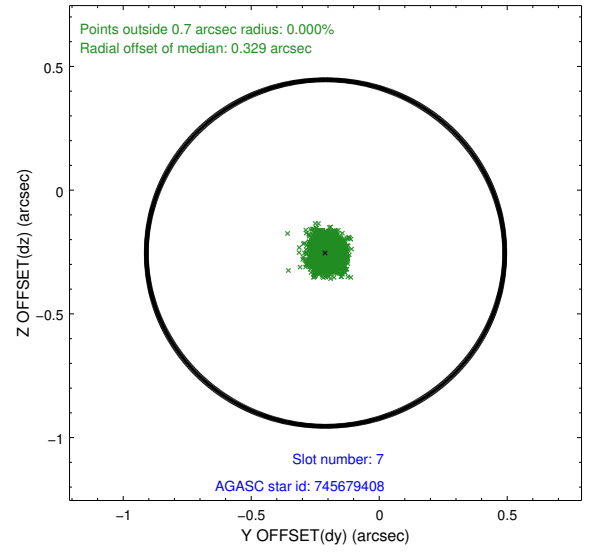
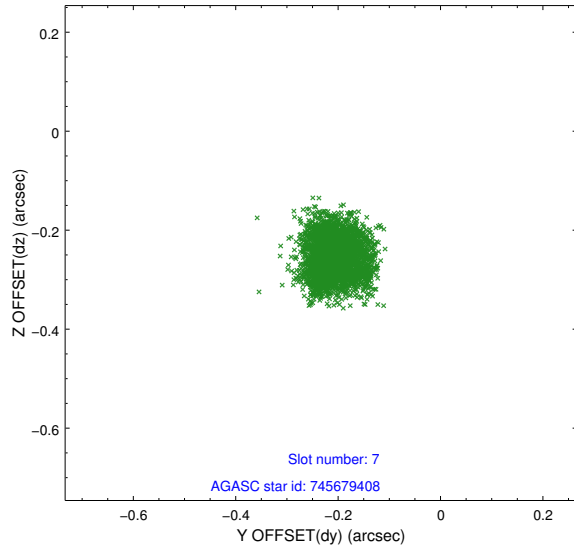
2.4.3 Slot 5



2.4.4 Slot 6

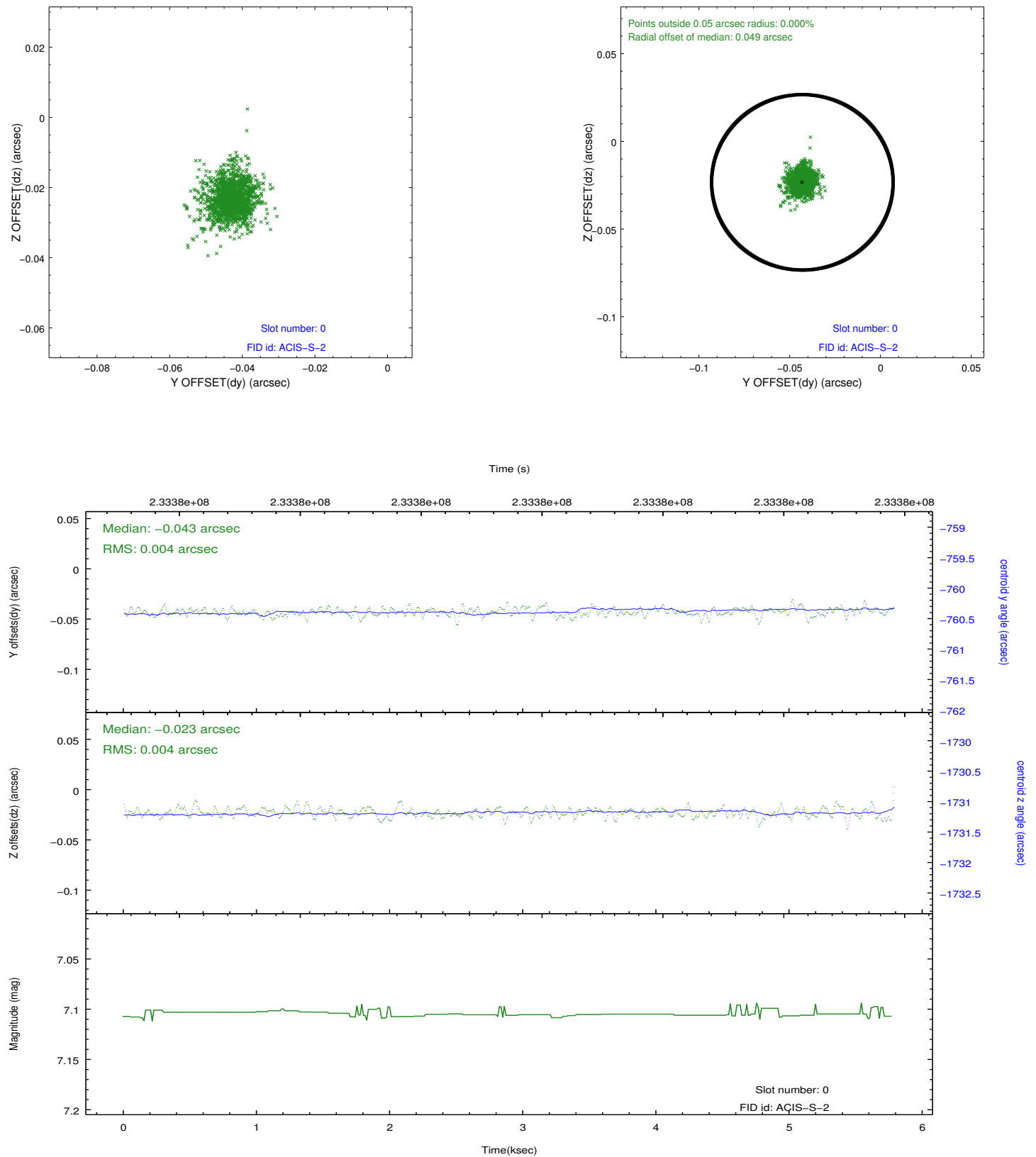


2.4.5 Slot 7

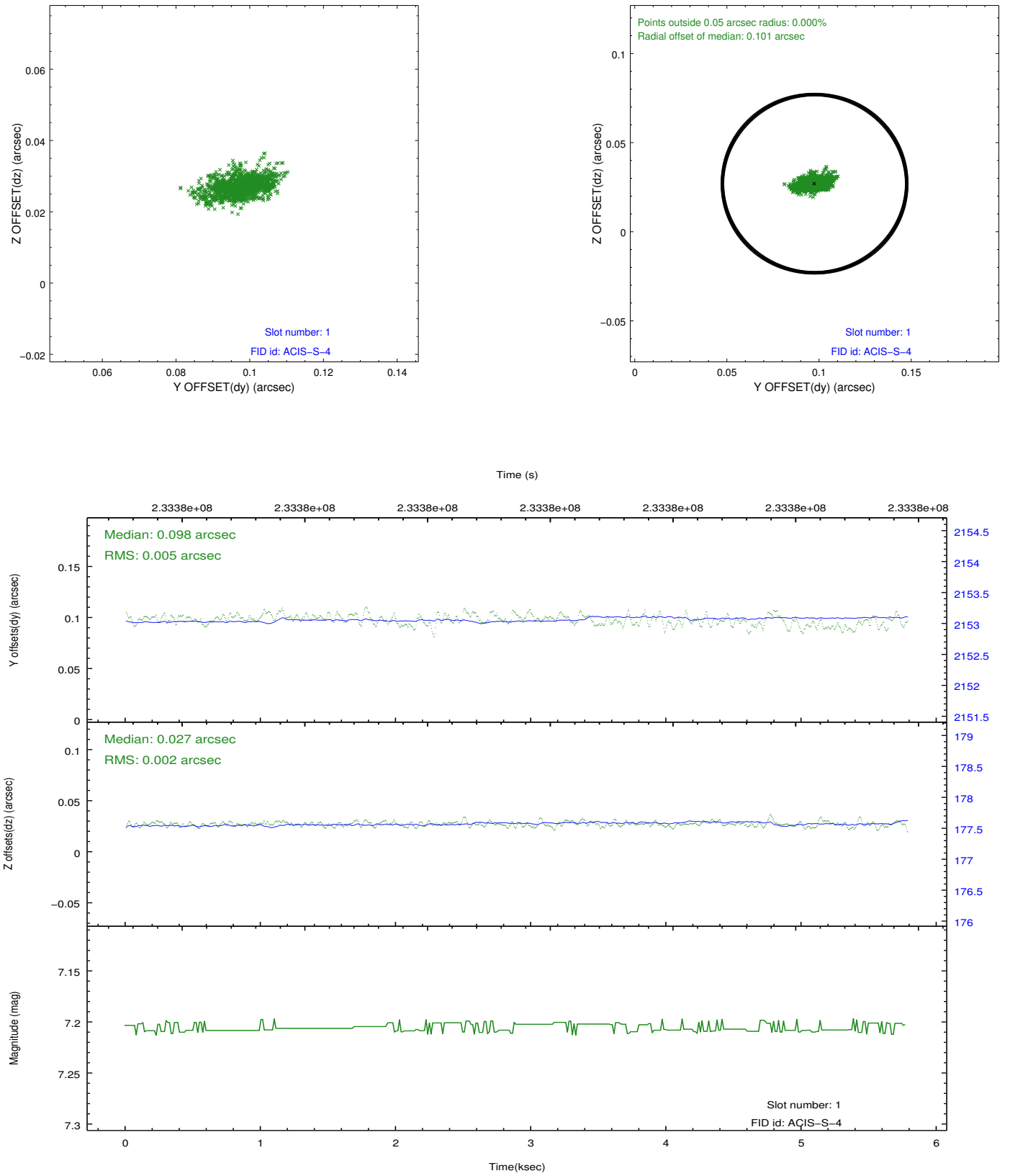


2.5 FID Slots

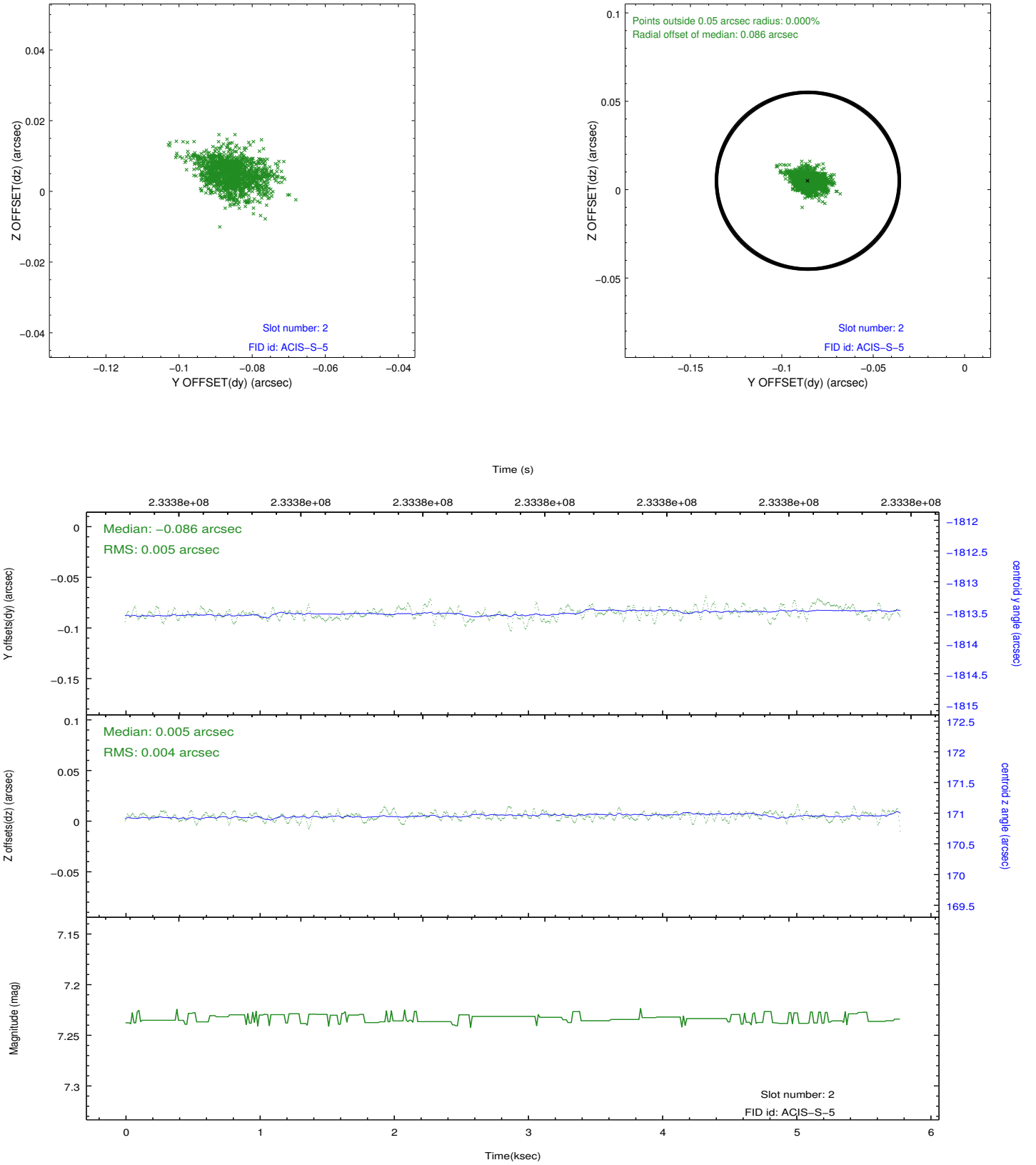
2.5.1 Slot 0



2.5.2 Slot 1



2.5.3 Slot 2



A Summary

A.1 Status

V&V Scientist	Jen Lauer
V&V Date (YYYY-MM-DD)	2013.01.16
V&V Edition	1
V&V Disposition and Status	OK
V&V Charge Time	4.956799

A.2 Comments