

V&V Reference Report

L2 ASCDS Version : 10.9.1

Observation 6118 - L2 Version 4
Chandra X-Ray Center

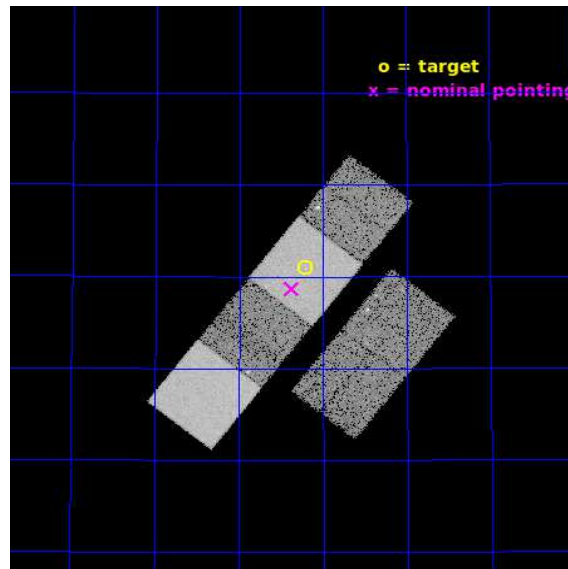
L2 Processing Date : Oct 1 2020

Contents

1	Front	2
2	OBI	3
2.1	OBI	3
2.1.1	Images	3
2.1.2	Bias	3
2.1.3	Parameters	4
2.1.4	Events	4
2.2	Compared Parameters	5
2.3	Aspect	6
2.4	Star Slots	9
2.4.1	Slot 3	9
2.4.2	Slot 4	10
2.4.3	Slot 5	11
2.4.4	Slot 6	12
2.4.5	Slot 7	13
2.5	FID Slots	14
2.5.1	Slot 0	14
2.5.2	Slot 1	15
2.5.3	Slot 2	16
A	Summary	17
A.1	Status	17
A.2	Comments	17

1 Front


seq_num	600390	Sequence number
obs_id	6118	Observation id
title	An Ultra-Deep Study of M101	Proposal title
observer	Dr. K.D. Kuntz	Principal investigator
object	M101	Source name
dtcycle	0	
cycle	P	events from which exps? Prim/Second/Both
ra_targ	210.80375	Observer's specified target RA [deg]
dec_targ	54.348778	Observer's specified target Dec [deg]
ra_nom	210.84305160117	Nominal RA [deg]
dec_nom	54.311535997113	Nominal Dec [deg]
roll_nom	308.1186852958	Nominal Roll [deg]
revision	4	Processing version of data
ontime	11606.399956763	Sum of GTIs [s]
livetime	11459.432731975	Livetime [s]
ontime2	11606.399956763	Sum of GTIs [s]
ontime3	11606.399956763	Sum of GTIs [s]
ontime5	11606.399956763	Sum of GTIs [s]
ontime6	11606.399956763	Sum of GTIs [s]
ontime7	11606.399956763	Sum of GTIs [s]
ontime8	11606.399956763	Sum of GTIs [s]
l2events	153174	Number of level 2 events




2 OBI

2.1 OBI

2.1.1 Images



2.1.2 Bias



2.1.3 Parameters

obi_num	0	Obi number	sched_exp_time	11502.748000	[s] Scheduled observation exposure time
ascdsver	10.9.1	Processing system revision	ontime	11606.399956763	Sum of GTIs [s]
caldsver	4.9.2	 	ontime2	11606.399956763	Sum of GTIs [s]
date	2020-10-01T23:34:47	Date and time of file creation	ontime3	11606.399956763	Sum of GTIs [s]
revision	4	Processing version of data	ontime5	11606.399956763	Sum of GTIs [s]
			ontime6	11606.399956763	Sum of GTIs [s]
			ontime7	11606.399956763	Sum of GTIs [s]
			ontime8	11606.399956763	Sum of GTIs [s]
			l1events	643662	Number of level 1 events

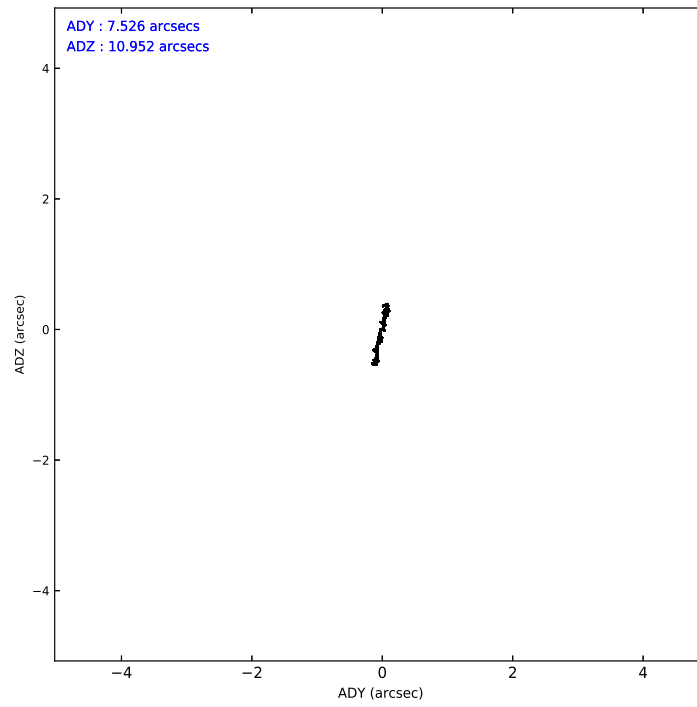
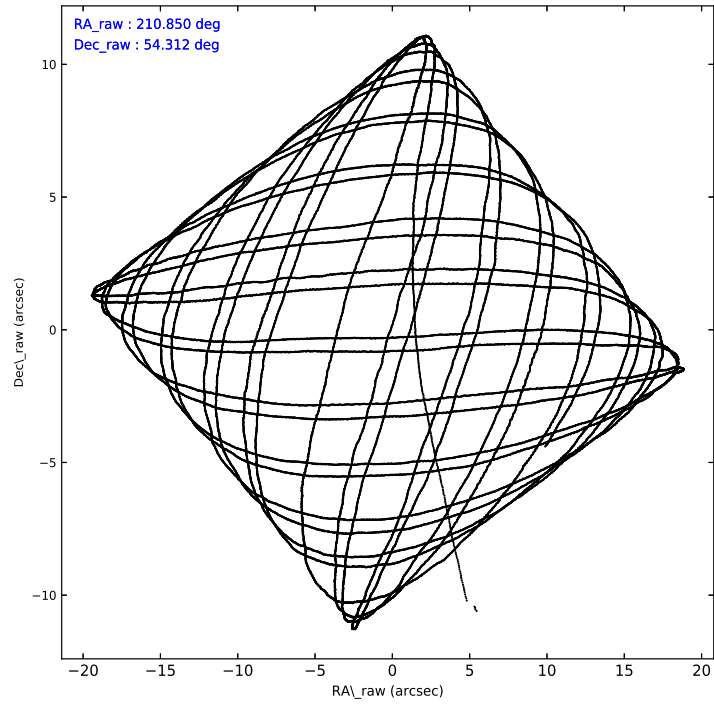
2.1.4 Events

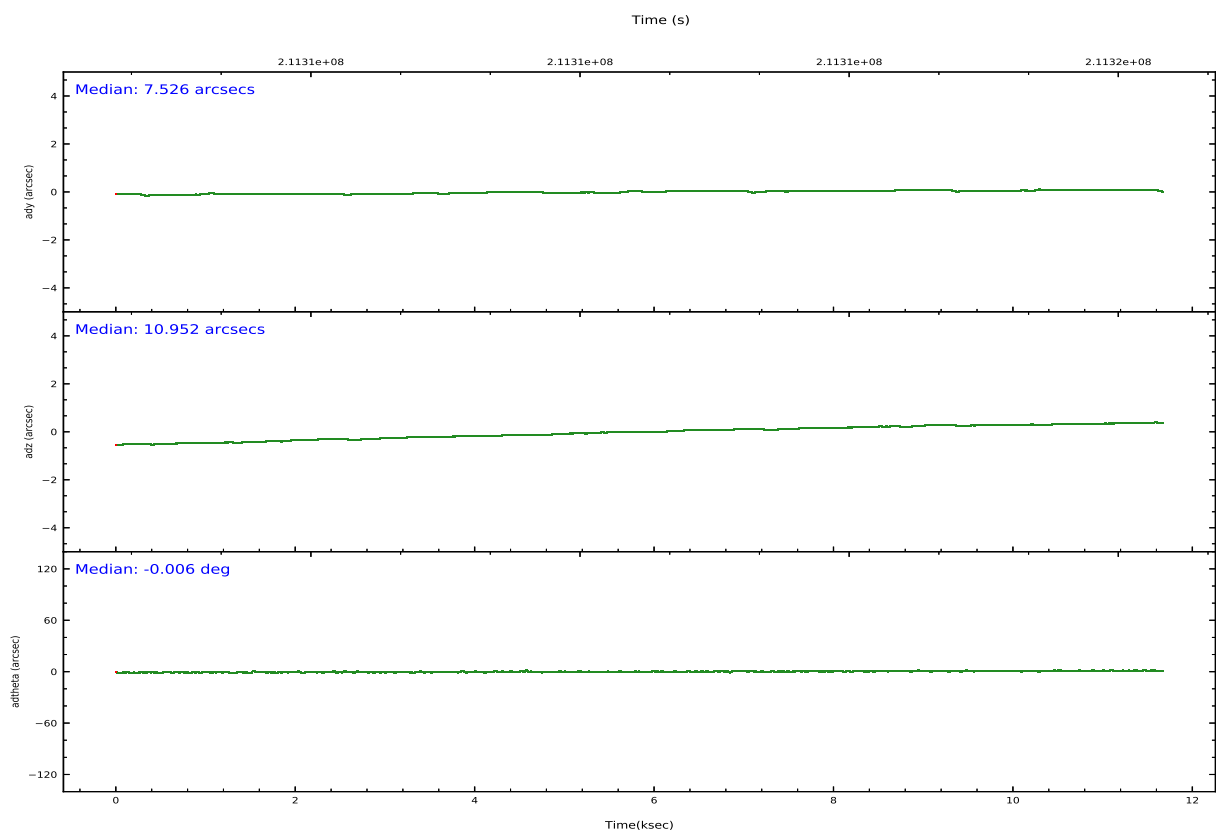
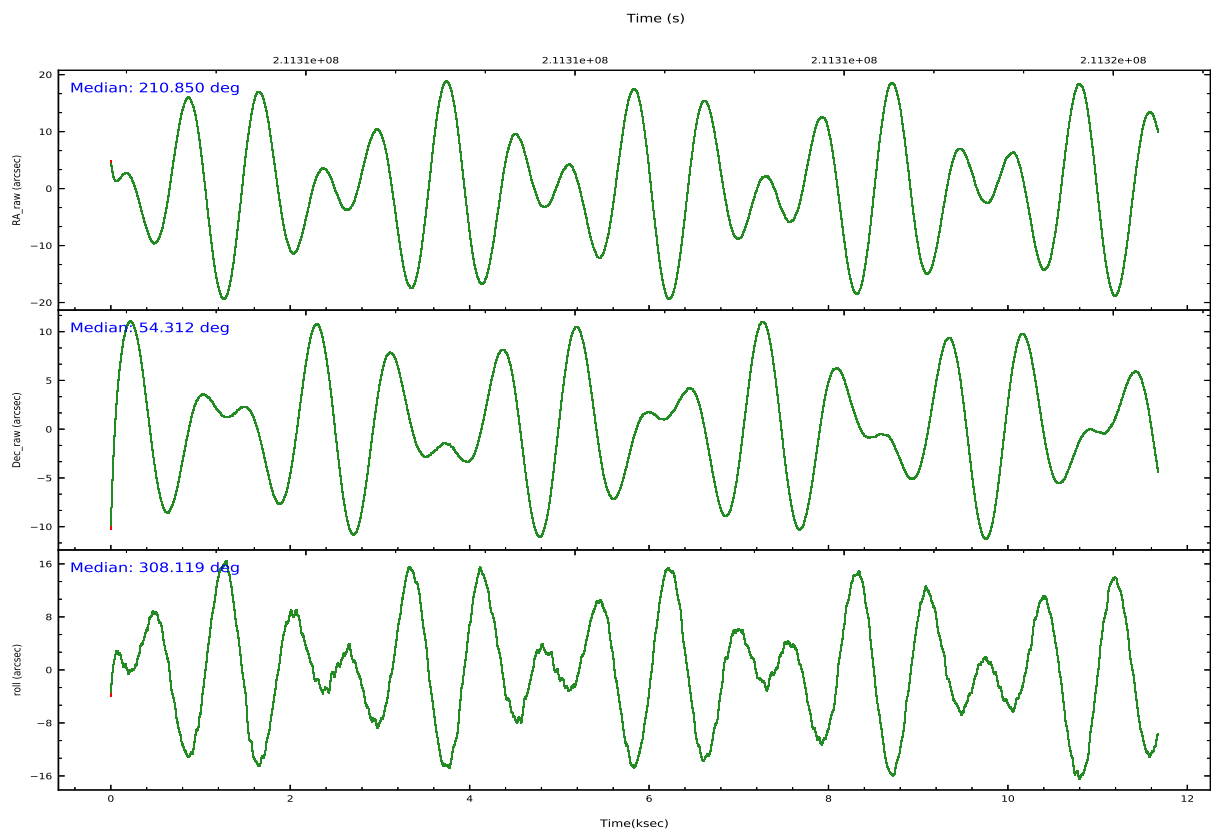
	ccd 2	ccd 3	ccd 5	ccd 6	ccd 7	ccd 8		ccd 2	ccd 3	ccd 5	ccd 6	ccd 7	ccd 8
level 1 events	93395	86110	135824	91240	124096	112997	grade 0 events	5196	5174	7731	5065	5674	8694
rejected events	82104	75002	71310	79589	69706	87495		5%	6%	5%	5%	4%	7%
rejected %	87%	87%	52%	87%	56%	77%	grade 1 events	57	74	182	39	119	84
								0%	0%	0%	0%	0%	0%
							grade 2 events	2334	2057	18656	2376	10683	5440
								2%	2%	13%	2%	8%	4%
							grade 3 events	1003	1084	2545	1069	4741	2611
								1%	1%	1%	1%	3%	2%
							grade 4 events	986	960	2513	1020	4824	2462
								1%	1%	1%	1%	3%	2%
							grade 5 events	3467	3869	9512	4080	11455	5170
								3%	4%	7%	4%	9%	4%
							grade 6 events	1778	1838	33109	2128	28502	6302
								1%	2%	24%	2%	22%	5%
							grade 7 events	78574	71054	61576	75463	58098	82234
								84%	82%	45%	82%	46%	72%

2.2 Compared Parameters

Parameter	Planned	Actual	Parameter	Planned	Actual
Instrument	ACIS	ACIS	Obspar version number	8	8
Detector	ACIS-235678	ACIS-235678	Obspar file type	PREDICTED	ACTUAL
Grating	NONE	NONE	Obspar update status	NONE	UPDATED
Data mode	VFAINT	VFAINT	Number of optional ACIS chips dropped	0	0
Observation mode	POINTING	POINTING	On-chip summing requested	N	N
[deg] Pointing RA	210.806153	210.84305160117	Subarray requested	NONE	NONE
[deg] Pointing Dec	54.321537	54.311535997113	Alternating exposures requested	N	N
[deg] Pointing Roll	307.998039	308.1186852958	[s] Primary exposure time	0.000000	3.2
[mm] SIM focus pos	-0.684267	-0.6828225247311905			
[mm] SIM defocus	0	0.001444936568705701			
[mm] SIM translation stage pos	-190.132523	-190.1400660498719			
[mm] SIM translation stage offset	0	0.00754346686406393			
[s] Observation start time (MET)	211303998.184000	211302908.90553			
Observation start date	2004-09-11T15:32:14	2004-09-11T15:15:08			
[s] Observation end time (MET)	211315501.184000	211315726.0186			
Observation end date	2004-09-11T18:43:57	2004-09-11T18:48:46			
Read mode	TIMED	TIMED			

2.3 Aspect



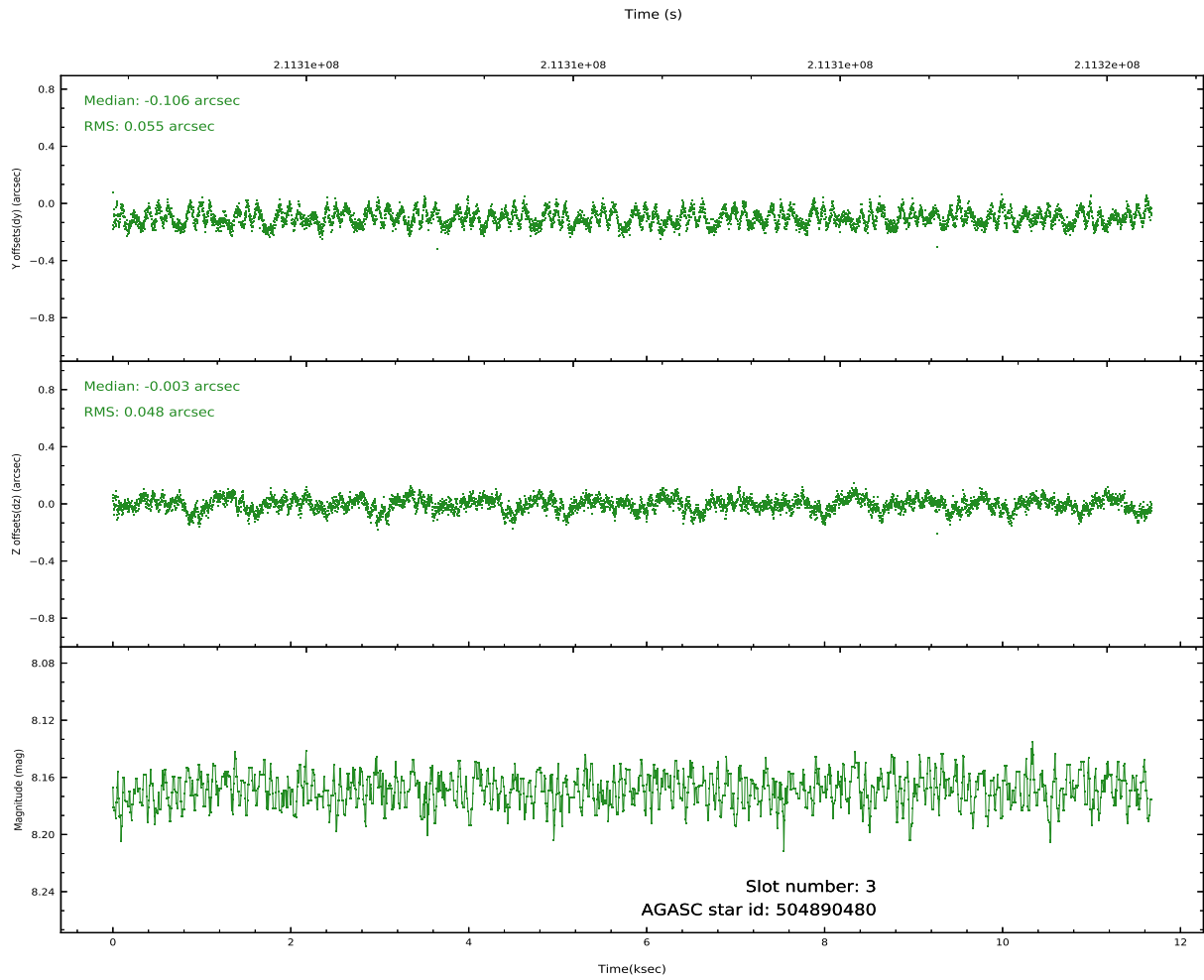
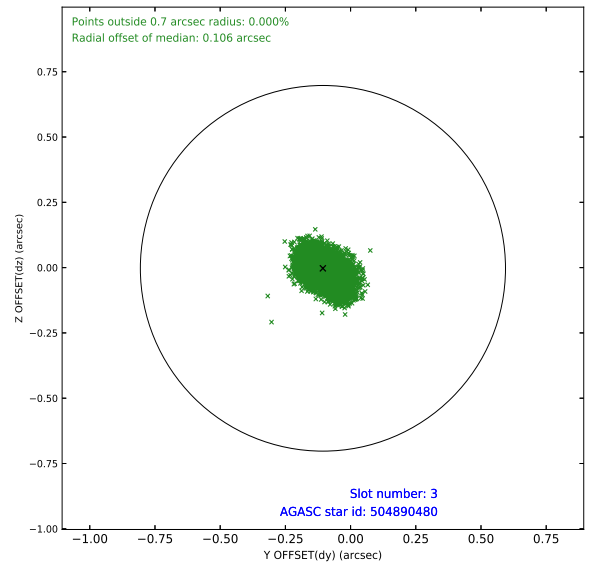
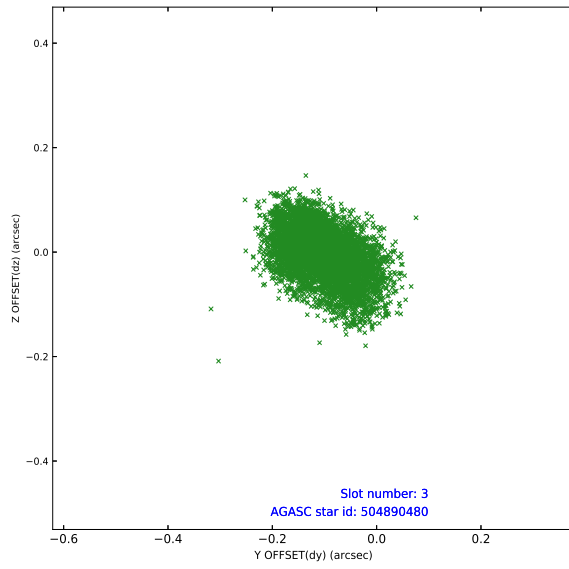


Slot Statistics

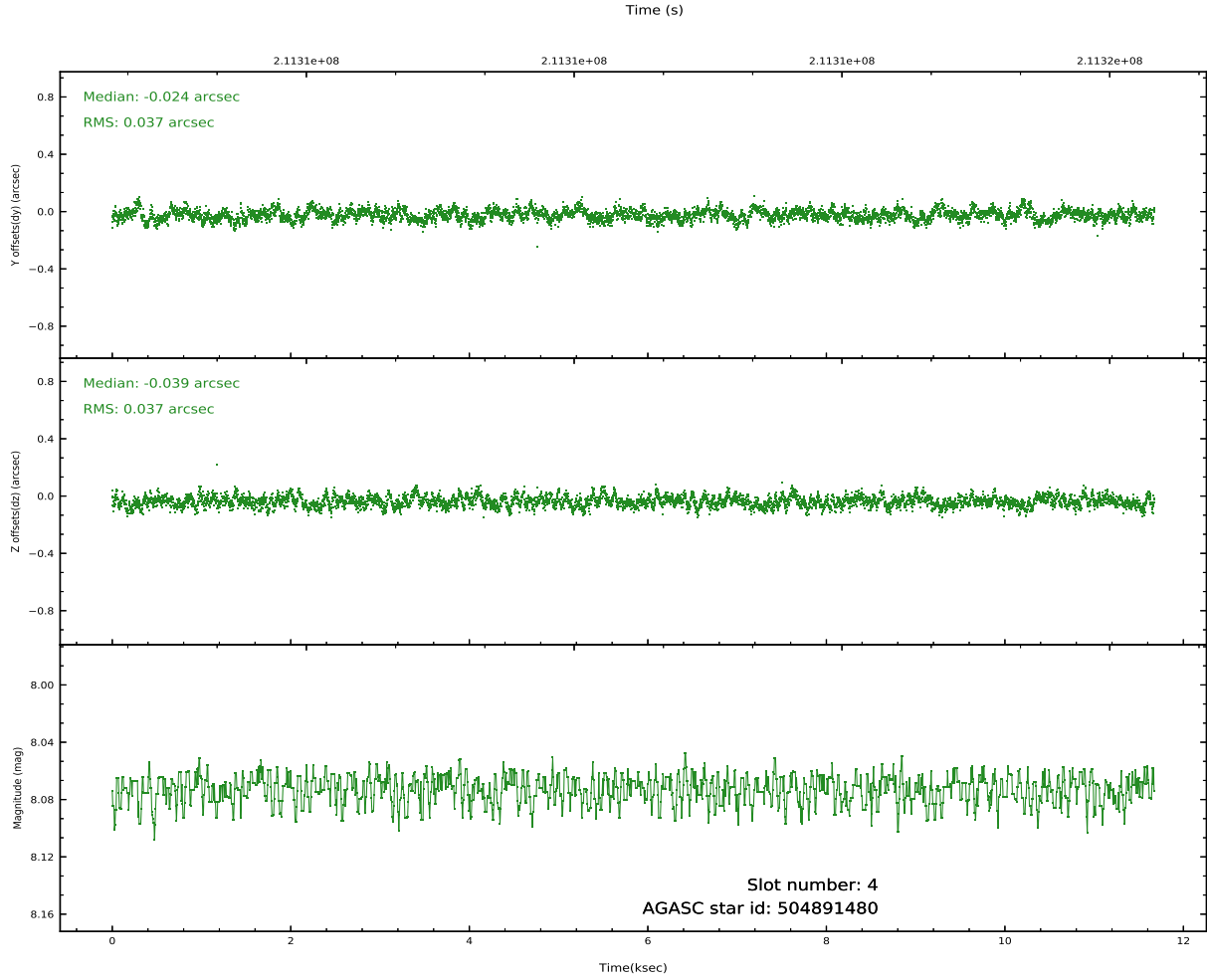
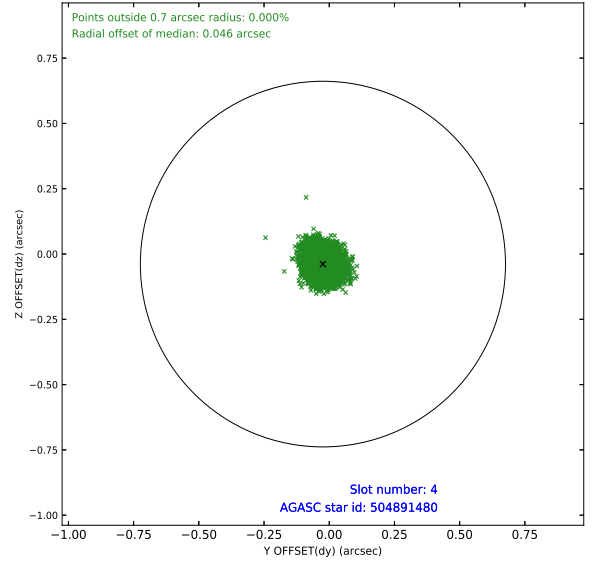
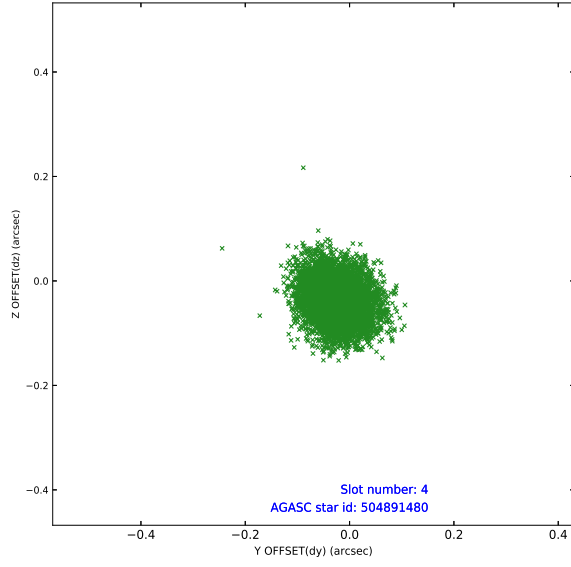
pt	status	used	id	mag	n_pts	frac_pts	med_dy	med_dz	dr1	dr2	ra	dec	mean_y	mea
0	FID		ACIS-S-2	7.10	2848	1.000	-0.070	-0.047	0.008	0.013	0.000000	0.000000	-760.29	-1732
1	FID		ACIS-S-4	7.20	2848	1.000	0.138	0.046	0.006	0.011	0.000000	0.000000	2152.93	175
2	FID		ACIS-S-5	7.23	2848	1.000	-0.099	0.009	0.008	0.014	0.000000	0.000000	-1812.67	169
3	GUIDE	used	504890480	8.17	5693	1.000	-0.106	-0.003	0.077	0.124	210.132463	53.768436	681.90	-2351
4	GUIDE	used	504891480	8.07	5693	1.000	-0.024	-0.039	0.055	0.090	210.708012	54.666096	-1103.01	602
5	GUIDE	used	504894408	9.28	5692	1.000	0.057	0.136	0.089	0.144	211.942794	54.047749	2240.49	1298
6	GUIDE	used	504894856	8.98	5694	1.000	0.004	-0.099	0.081	0.136	209.819510	54.132689	-755.87	-2049
7	GUIDE	used	505292416	9.30	5692	1.000	0.069	0.005	0.087	0.142	210.920759	55.040479	-1894.55	1779

2.4 Star Slots

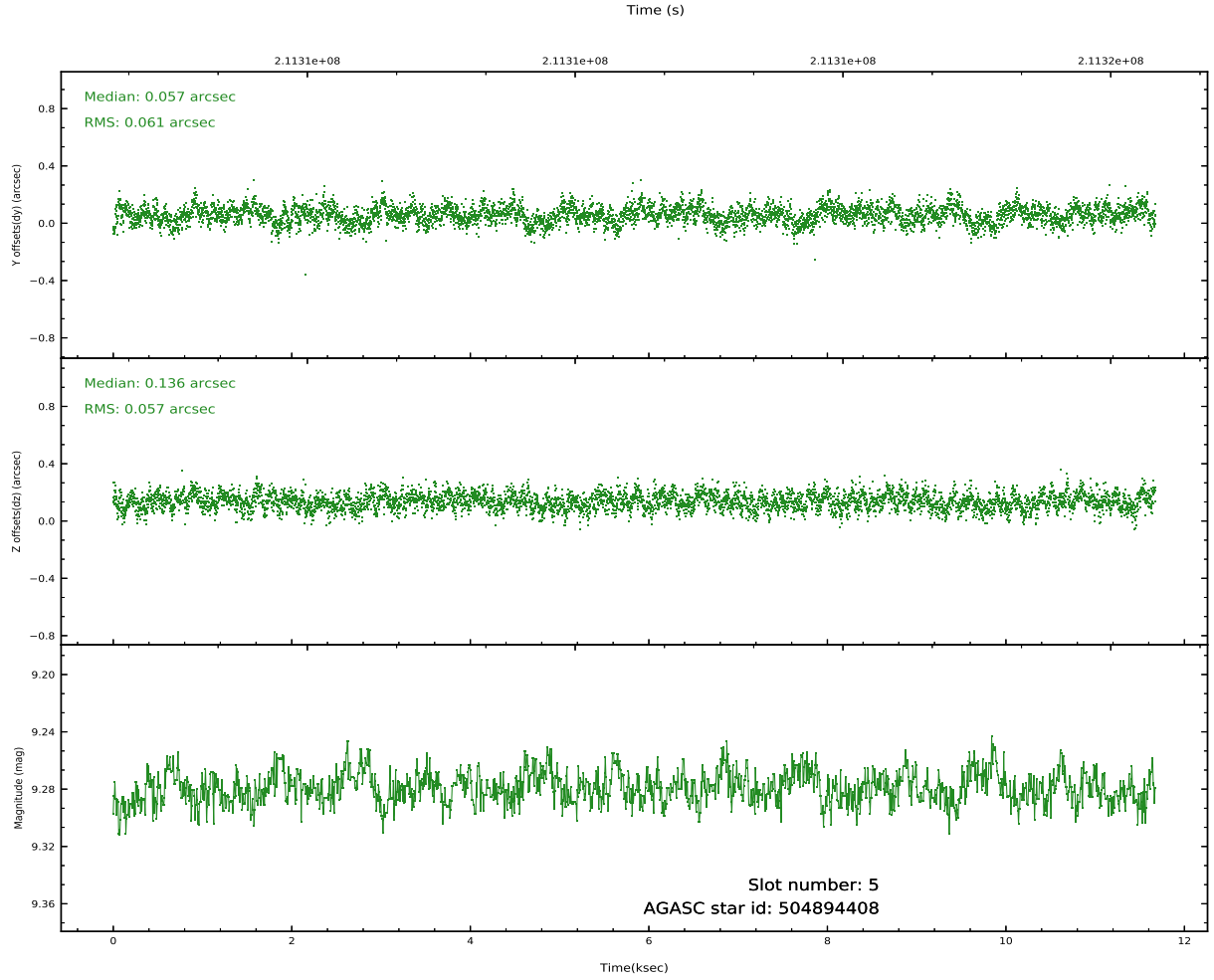
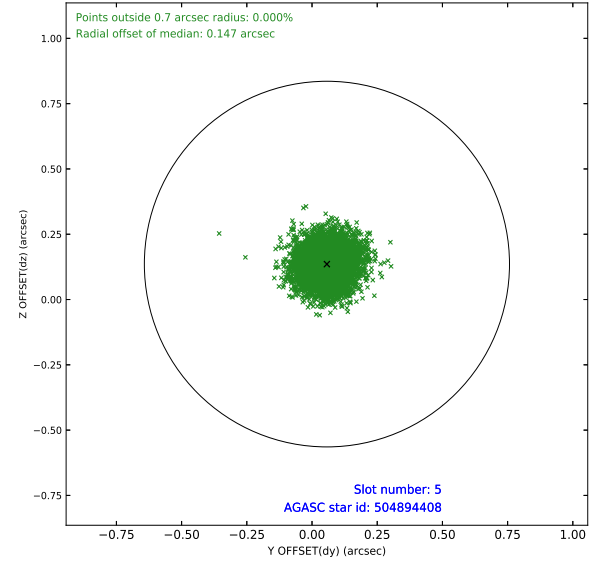
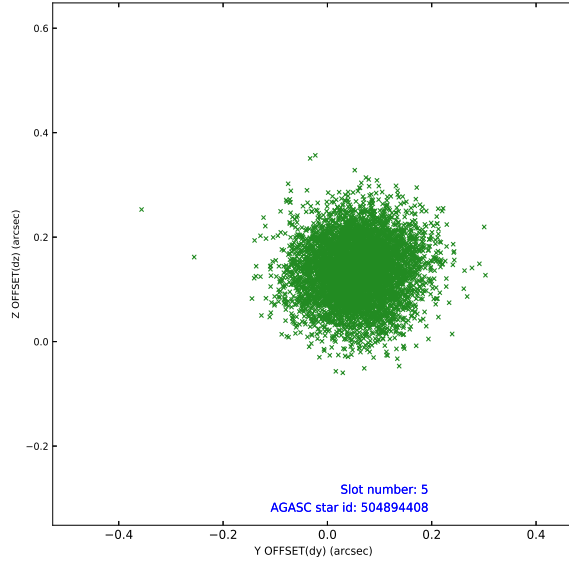
2.4.1 Slot 3



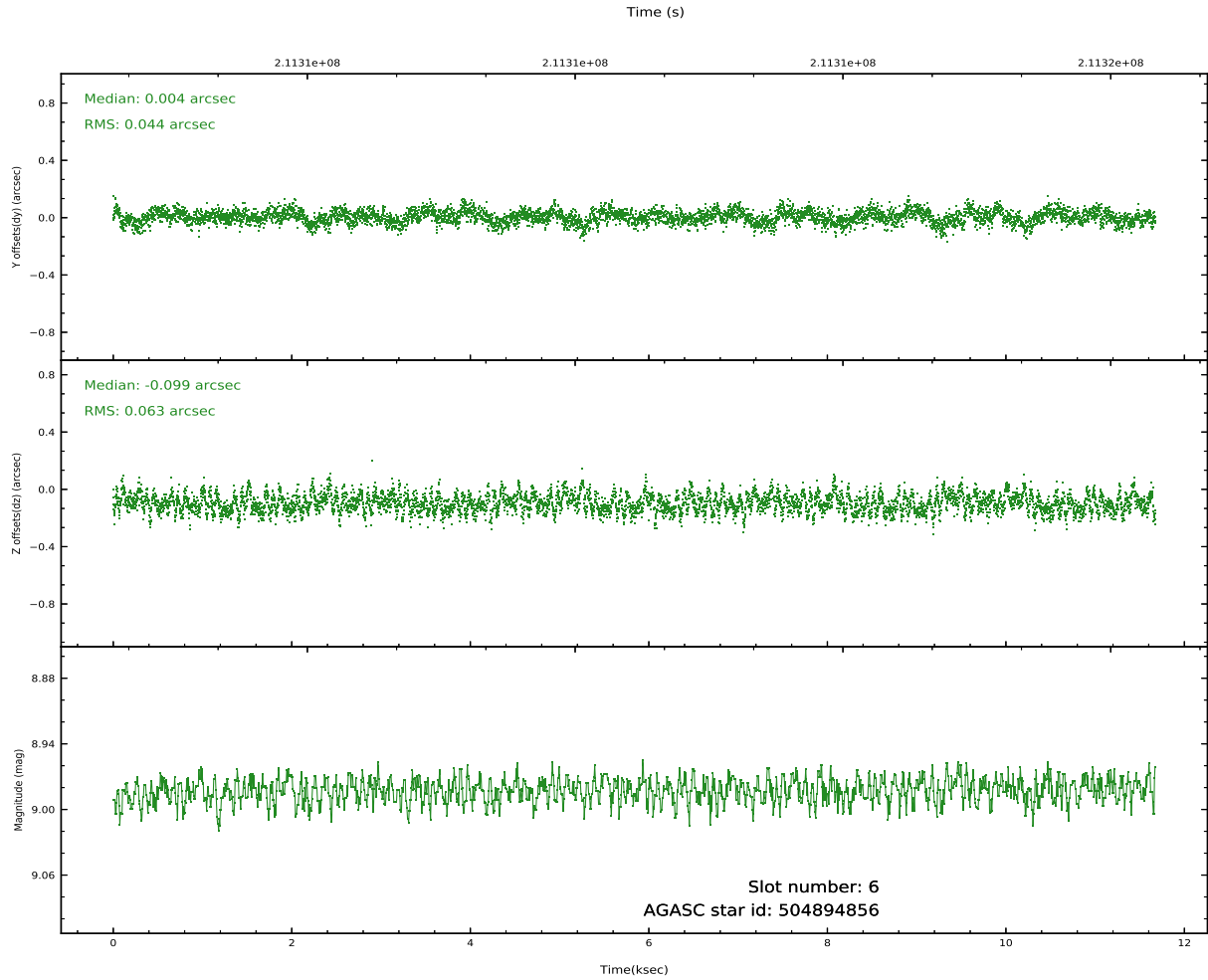
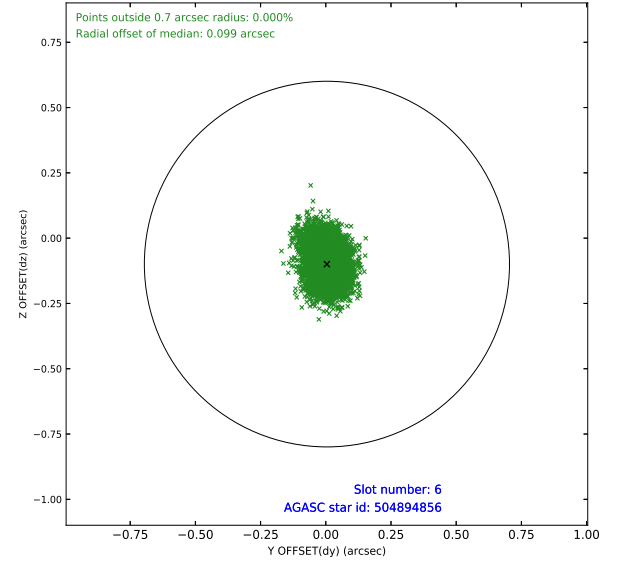
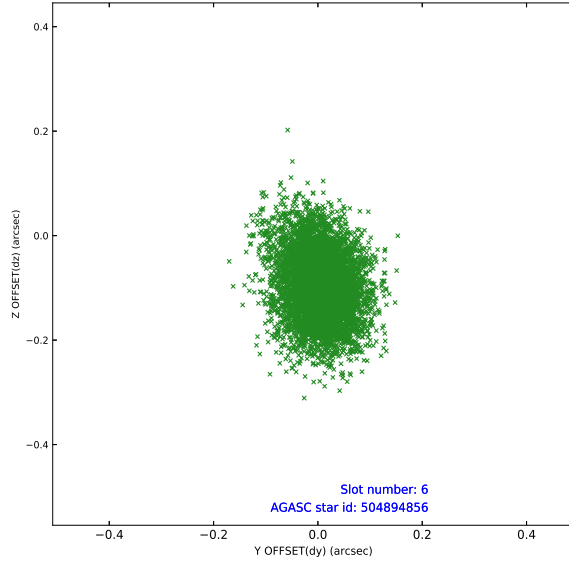
2.4.2 Slot 4



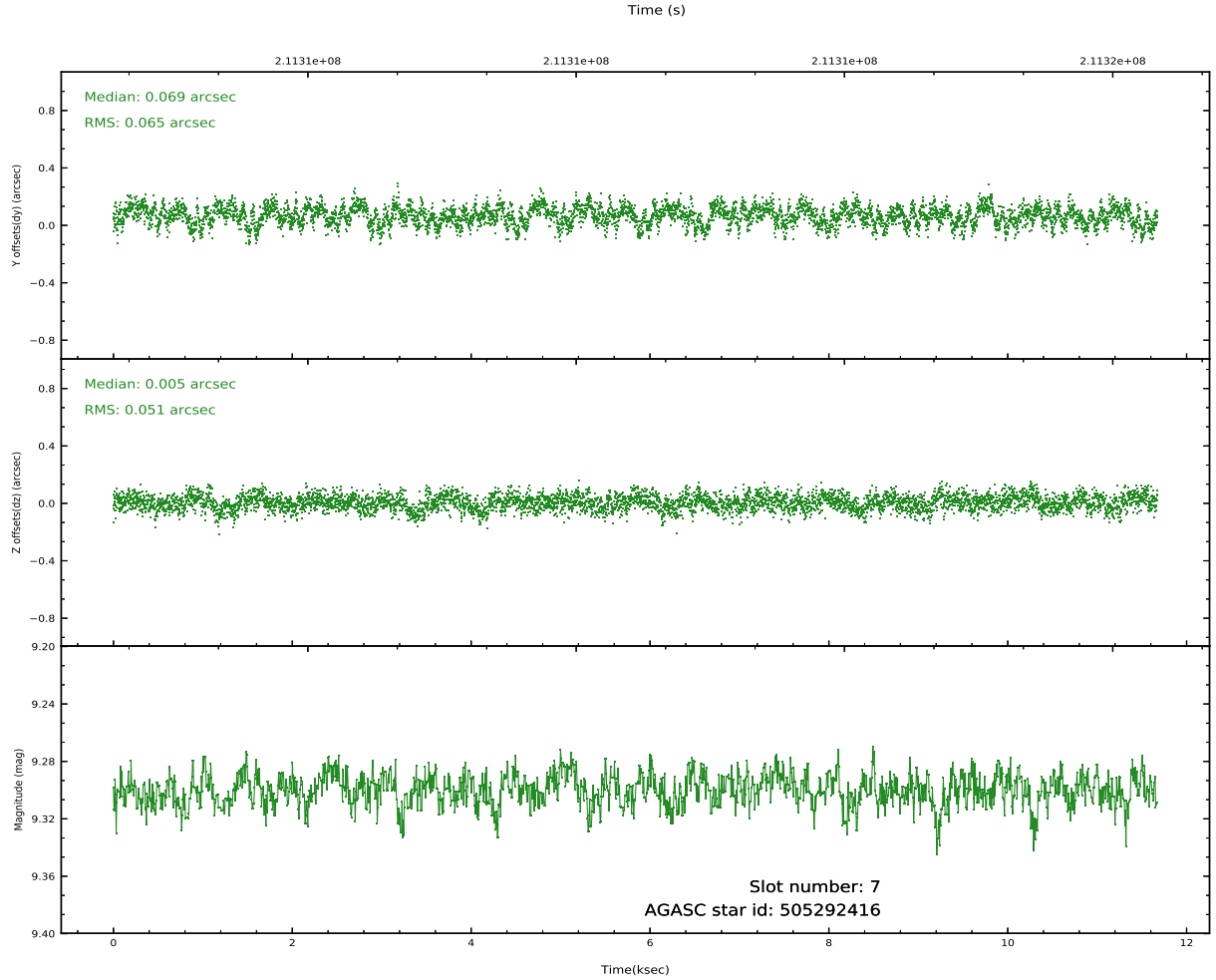
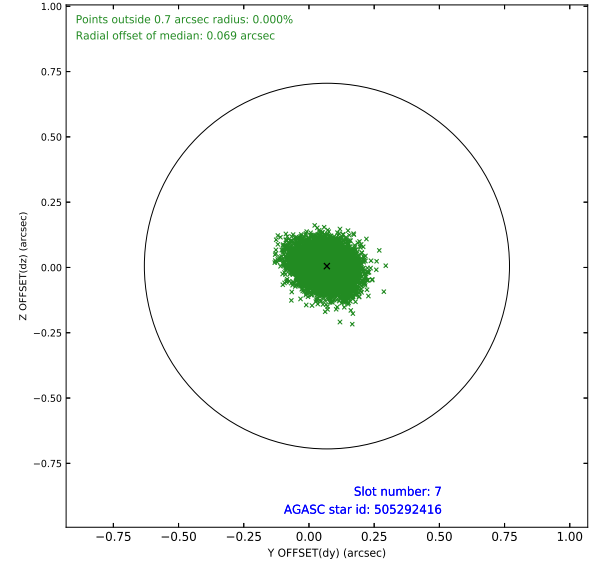
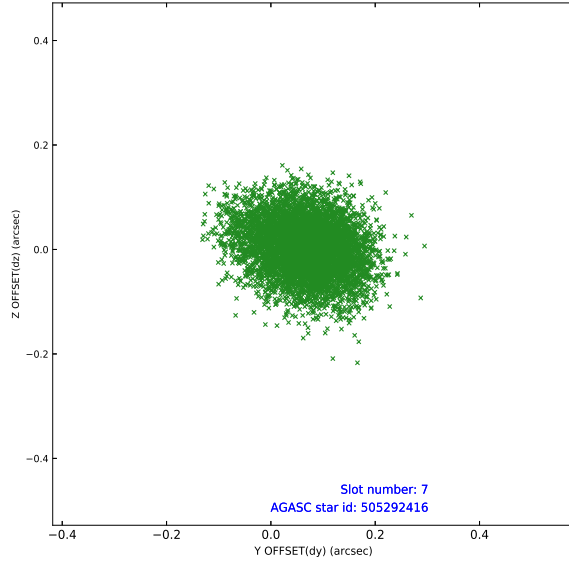
2.4.3 Slot 5



2.4.4 Slot 6

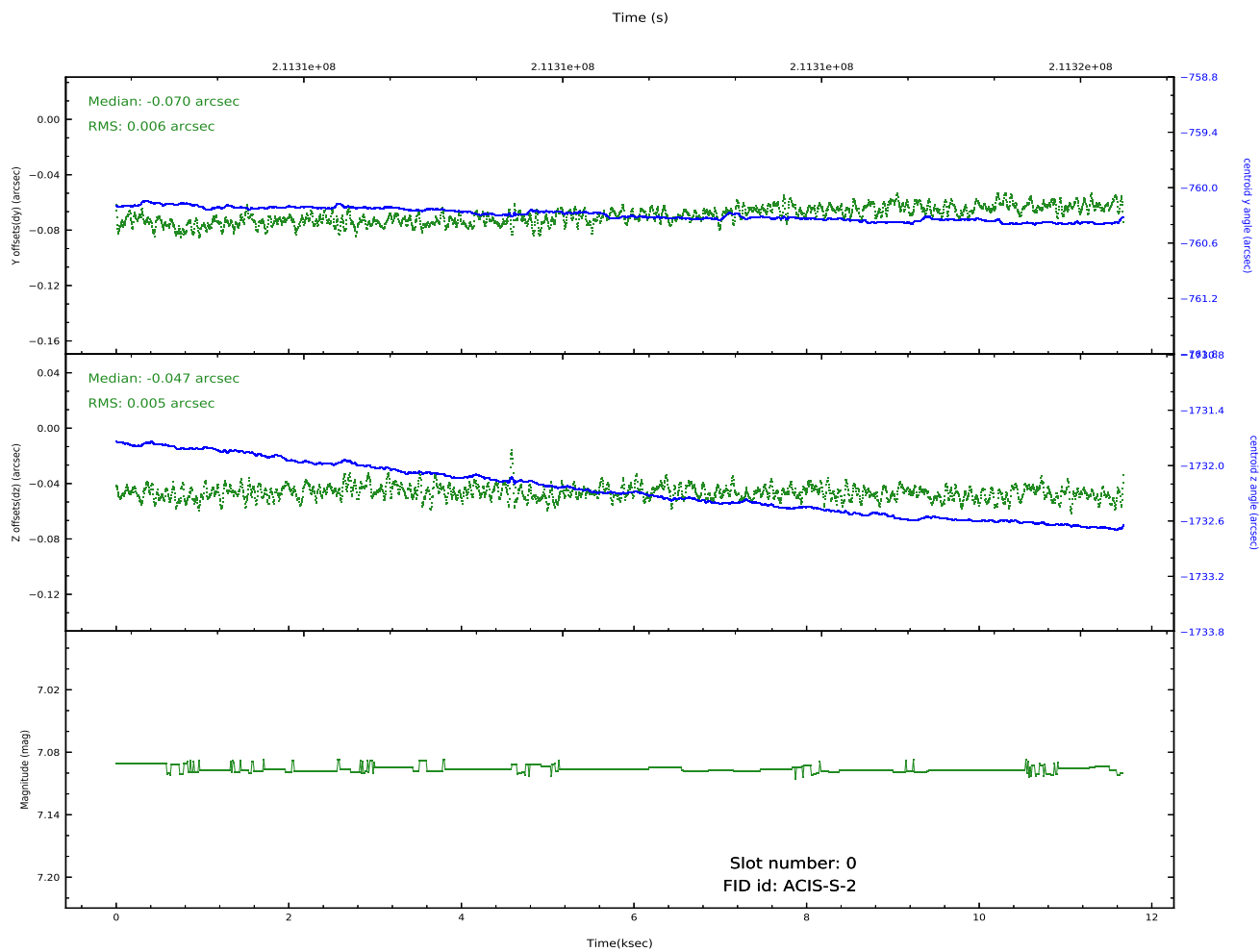
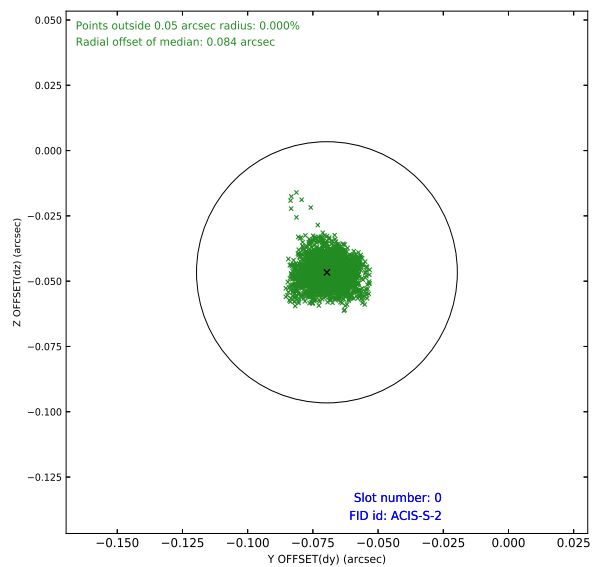
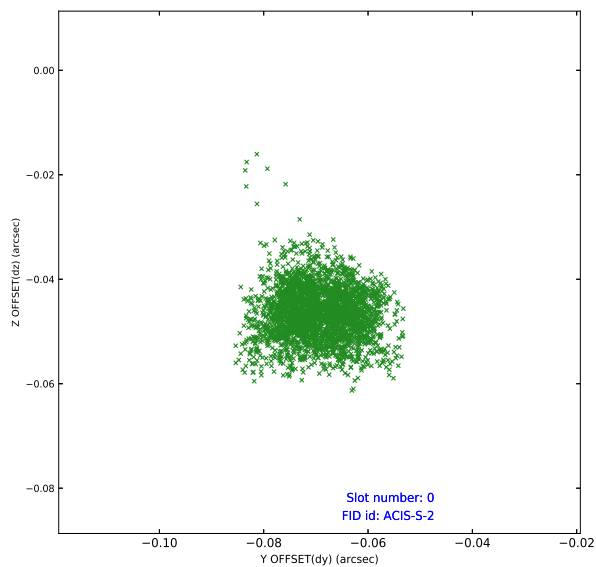


2.4.5 Slot 7

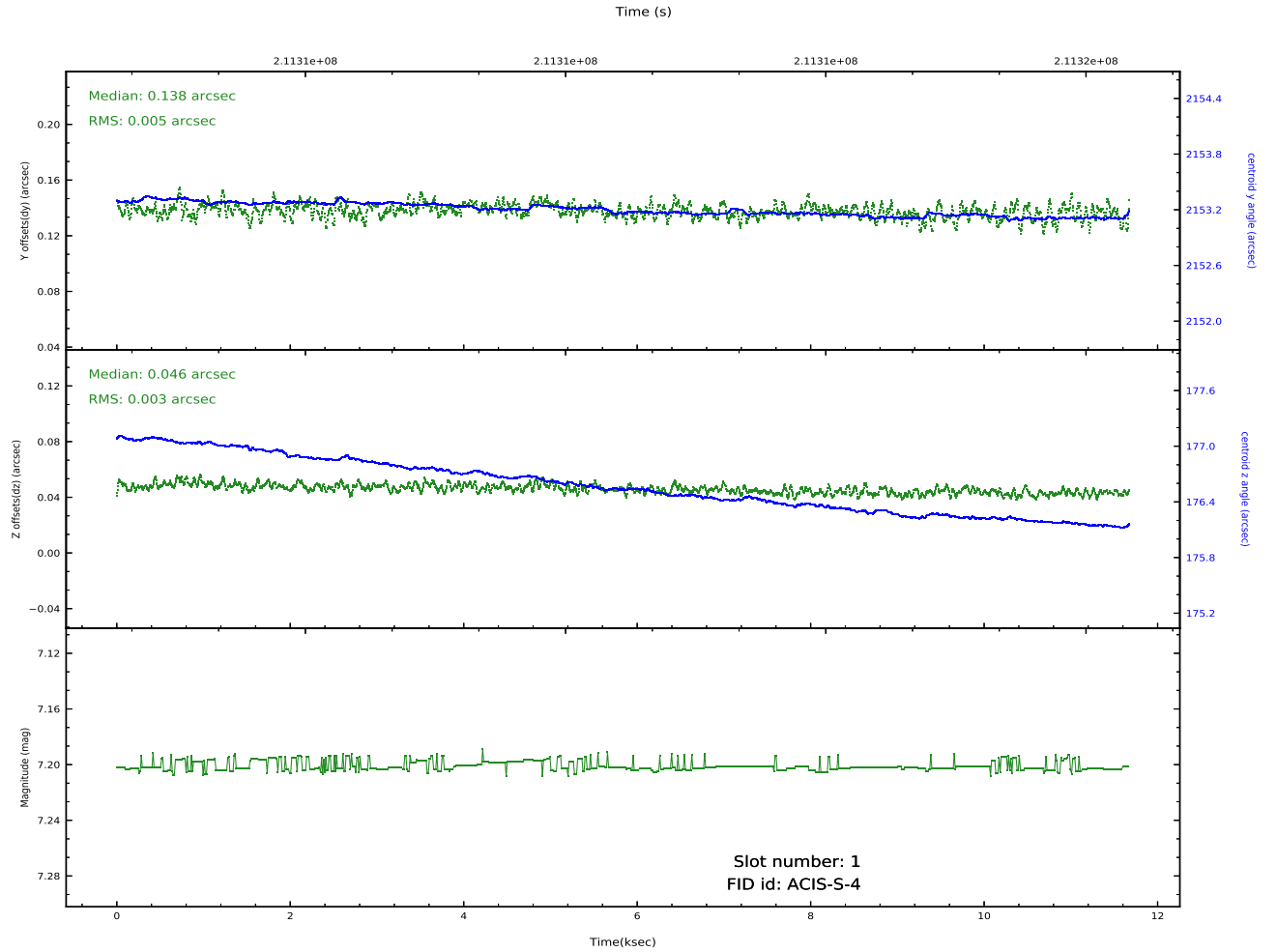
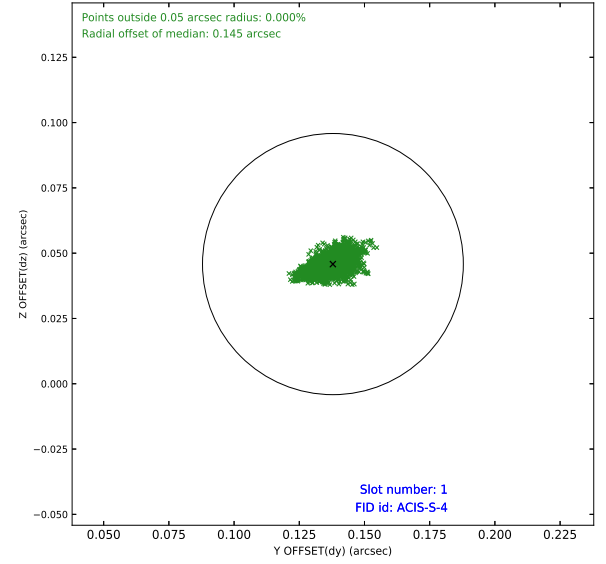
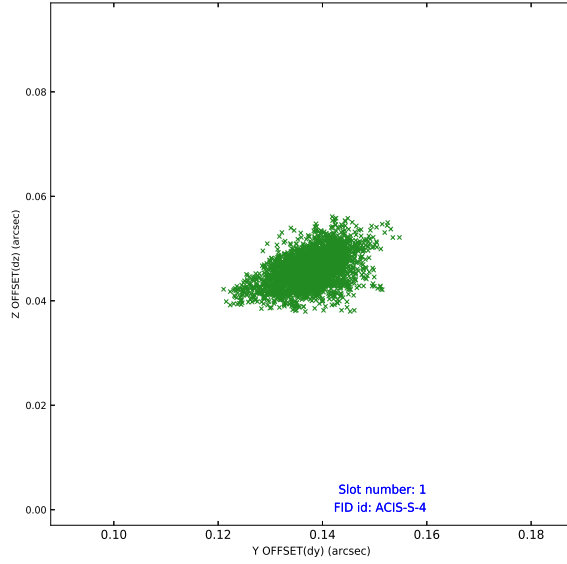


2.5 FID Slots

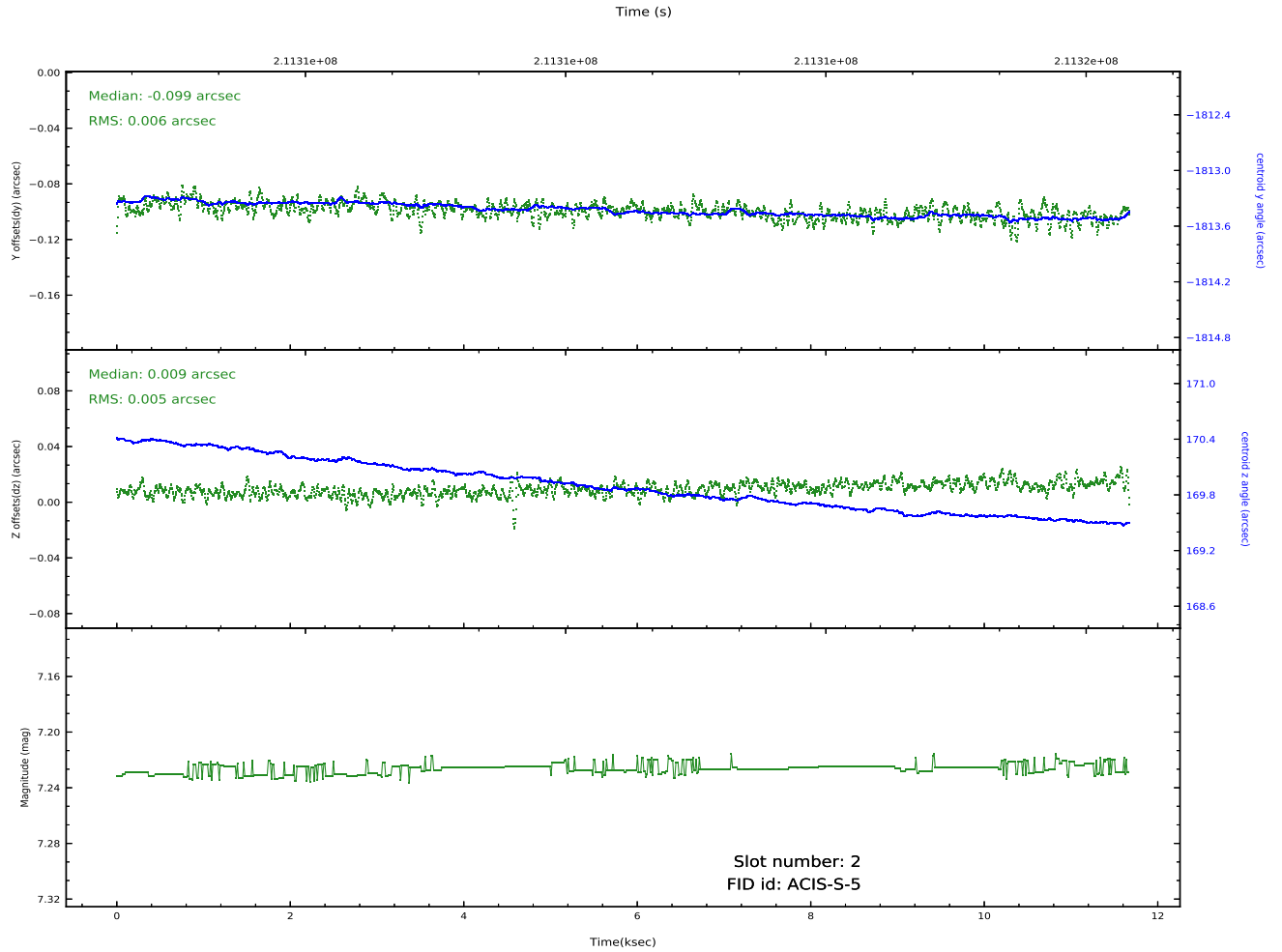
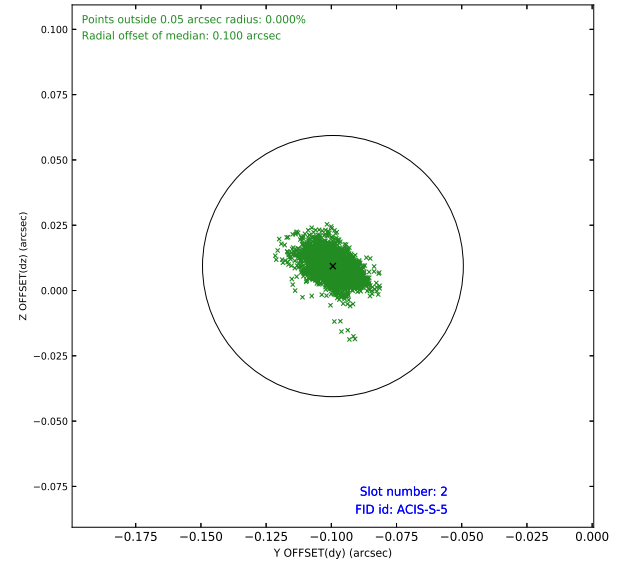
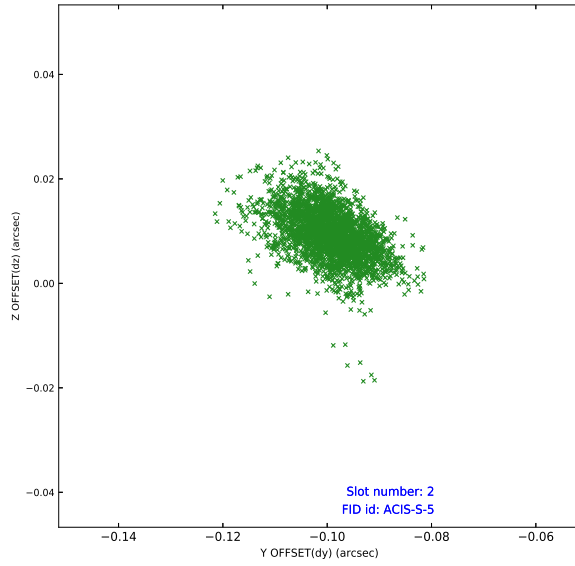
2.5.1 Slot 0



2.5.2 Slot 1



2.5.3 Slot 2



A Summary

A.1 Status

V&V Scientist	Jen Lauer
V&V Date (YYYY-MM-DD)	2020.10.02
V&V Edition	1
V&V Disposition and Status	OK
V&V Charge Time	11.606

A.2 Comments