

V&V Reference Report

L2 ASCDS Version : 8.5

Observation 5628 - L2 Version 3
Chandra X-Ray Center


L2 Processing Date : Dec 12 2012

Contents

1	Front	2
2	OBI	3
2.1	OBI	3
2.1.1	Images	3
2.1.2	Bias	3
2.1.3	Parameters	4
2.1.4	Events	4
2.2	Compared Parameters	5
2.3	Aspect	6
2.4	Star Slots	9
2.4.1	Slot 3	9
2.4.2	Slot 4	10
2.4.3	Slot 5	11
2.4.4	Slot 6	12
2.4.5	Slot 7	13
2.5	FID Slots	14
2.5.1	Slot 0	14
2.5.2	Slot 1	15
2.5.3	Slot 2	16
A	Summary	17
A.1	Status	17
A.2	Comments	17

1 Front


seq_num	701051	Sequence number
obs_id	5628	Observation id
title	THE X-RAY PROPERTIES OF HIGHER REDSHIFT RED AGN	Proposal title
observer	Dr. Belinda Wilkes	Principal investigator
object	2MASS 033531-073127	Source name
dtcycle	0	
cycle	P	events from which exps? Prim/Second/Both
ra_targ	53.879167	Observer's specified target RA [deg]
dec_targ	-7.52425	Observer's specified target Dec [deg]
ra_nom	53.886060650326	Nominal RA [deg]
dec_nom	-7.5310406794441	Nominal Dec [deg]
roll_nom	325.18870706844	Nominal Roll [deg]
revision	3	Processing version of data
ontime	5551.9999793172	Sum of GTIs [s]
livetime	5481.697212566	Livetime [s]
ontime2	5551.9999793172	Sum of GTIs [s]
ontime3	5551.9999793172	Sum of GTIs [s]
ontime5	5551.9999793172	Sum of GTIs [s]
ontime6	5551.9999793172	Sum of GTIs [s]
ontime7	5551.9999793172	Sum of GTIs [s]
ontime8	5551.9999793172	Sum of GTIs [s]
l2events	74225	Number of level 2 events




2 OBI

2.1 OBI

2.1.1 Images



2.1.2 Bias



2.1.3 Parameters

obi_num	0	Obi number	sched_exp_time	5400.000000	[s] Scheduled observation exposure time
ascdsver	8.5	Processing system revision	ontime	5551.9999793172	Sum of GTIs [s]
caldsver	4.5.4	 	ontime2	5551.9999793172	Sum of GTIs [s]
date	2012-12-12T13:13:51	Date and time of file creation	ontime3	5551.9999793172	Sum of GTIs [s]
revision	3	Processing version of data	ontime5	5551.9999793172	Sum of GTIs [s]
			ontime6	5551.9999793172	Sum of GTIs [s]
			ontime7	5551.9999793172	Sum of GTIs [s]
			ontime8	5551.9999793172	Sum of GTIs [s]
			l1events	322074	Number of level 1 events

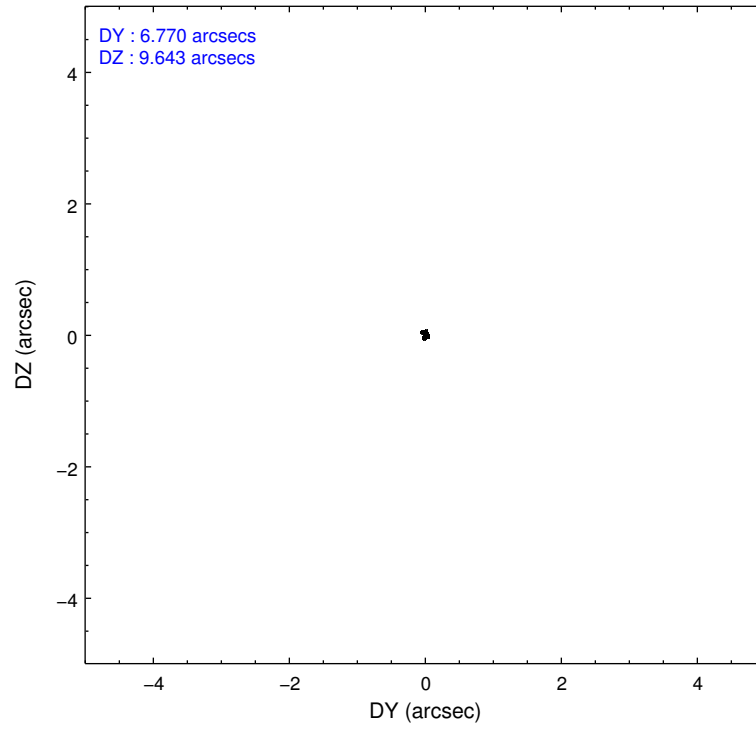
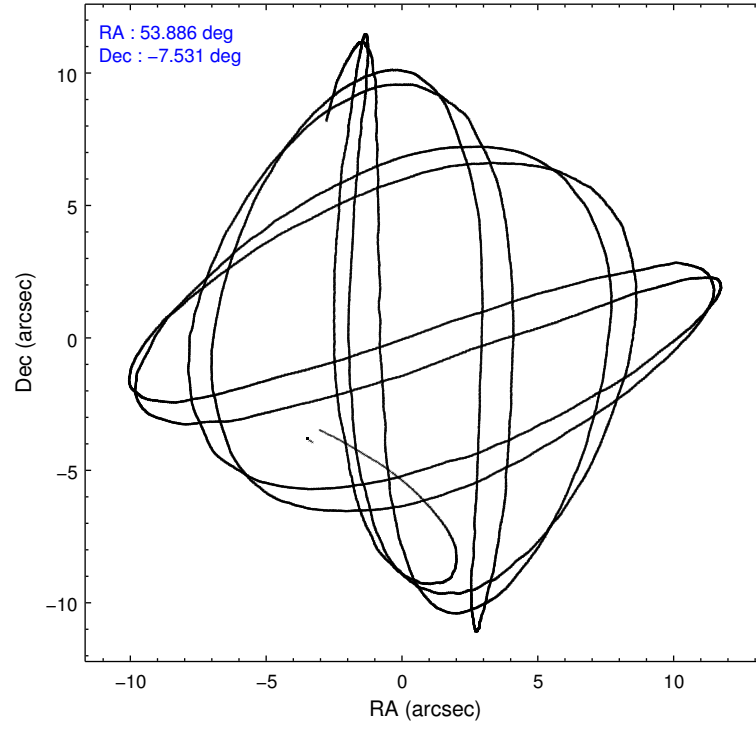
2.1.4 Events

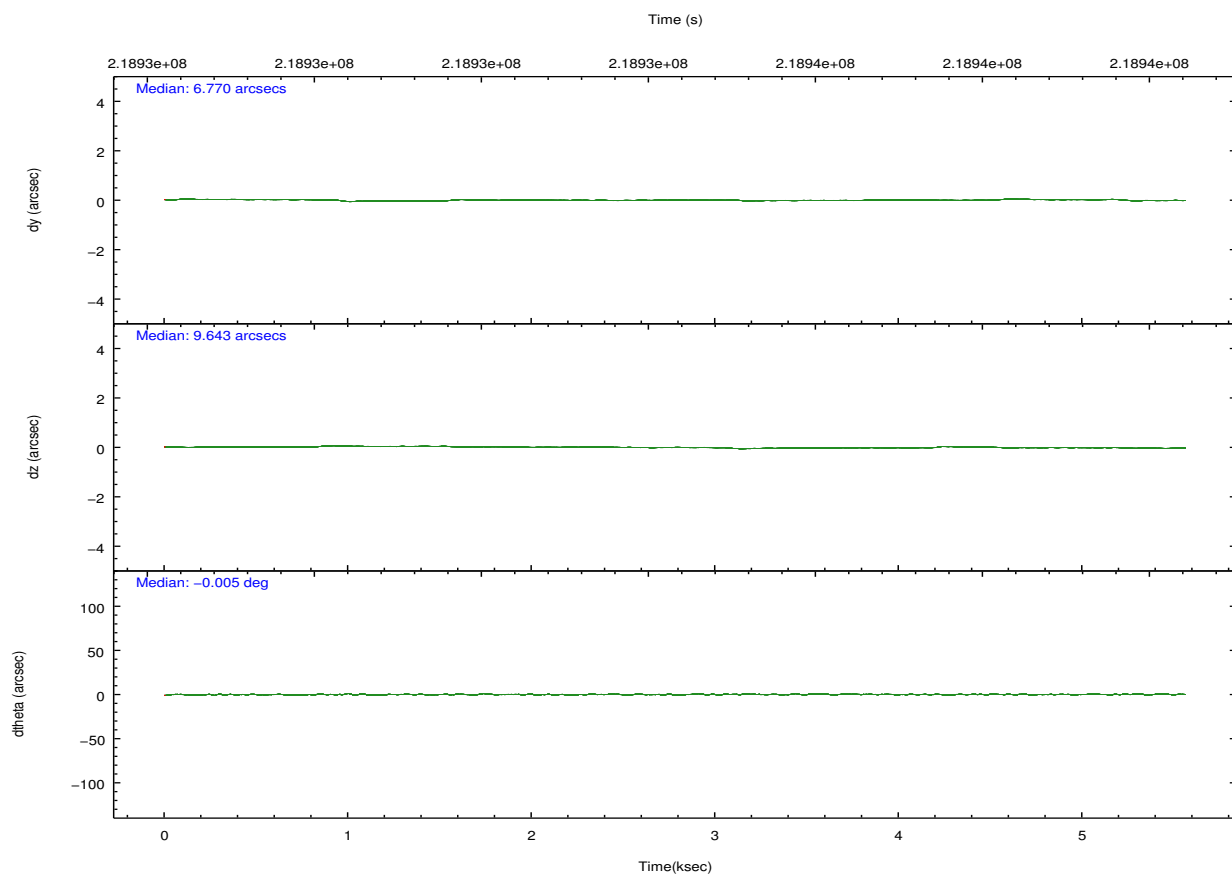
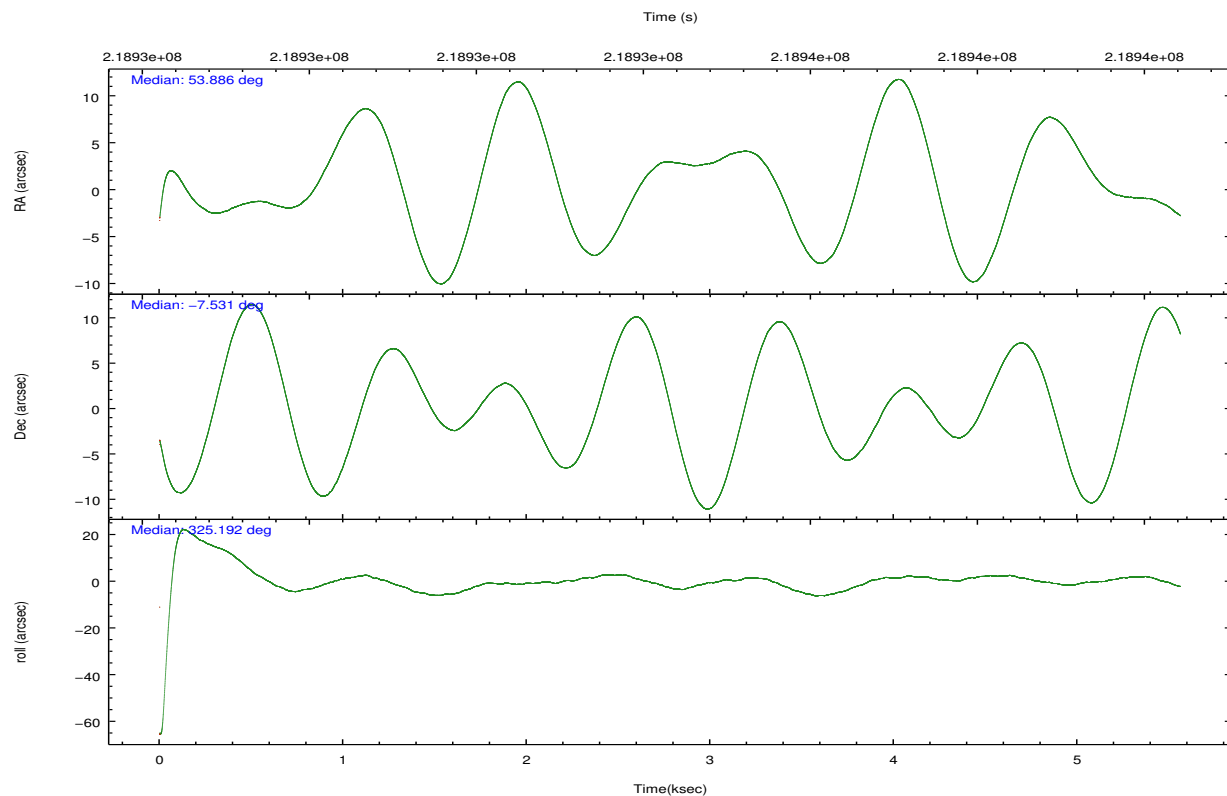
	ccd 2	ccd 3	ccd 5	ccd 6	ccd 7	ccd 8		ccd 2	ccd 3	ccd 5	ccd 6	ccd 7	ccd 8
level 1 events	45747	43556	69819	45102	60822	57028	grade 0 events	3016	2924	5319	2773	2581	4605
rejected events	39966	37743	37058	39174	35227	44132		6%	6%	7%	6%	4%	8%
rejected %	87%	86%	53%	86%	57%	77%	grade 1 events	36	36	99	24	50	36
								0%	0%	0%	0%	0%	0%
							grade 2 events	1126	1101	10174	1233	5150	2936
								2%	2%	14%	2%	8%	5%
							grade 3 events	485	530	1252	536	2297	1320
								1%	1%	1%	1%	3%	2%
							grade 4 events	480	554	1166	525	2327	1250
								1%	1%	1%	1%	3%	2%
							grade 5 events	1657	1978	4977	2071	5625	2618
								3%	4%	7%	4%	9%	4%
							grade 6 events	903	923	16211	1075	14296	3254
								1%	2%	23%	2%	23%	5%
							grade 7 events	38044	35510	30621	36865	28496	41009
								83%	81%	43%	81%	46%	71%

2.2 Compared Parameters

Parameter	Planned	Actual	Parameter	Planned	Actual
Instrument	ACIS	ACIS	Obspar format version number	7	7
Detector	ACIS-235678	ACIS-235678	Obspar file type	PREDICTED	ACTUAL
Grating	NONE	NONE	Obspar update status	NONE	UPDATED
Data mode	FAINT	FAINT	Number of optional ACIS chips dropped	0	0
Observation mode	POINTING	POINTING	On-chip summing requested	N	N
[deg] Pointing RA	53.858672	53.88606065032619	Subarray requested	NONE	NONE
[deg] Pointing Dec	-7.529158	-7.531040679444075	Alternating exposures requested	N	N
[deg] Pointing Roll	325.028711	325.1887070684395	[s] Primary exposure time	0.000000	3.2
[mm] SIM focus pos	-0.684267	-0.6828225247311905			
[mm] SIM defocus	0	0.001444936568705701			
[mm] SIM translation stage pos	-190.132523	-190.1400660498719			
[mm] SIM translation stage offset	0	0.00754346686406393			
[s] Observation start time (MET)	218931540.184000	218930368.84719			
Observation start date	2004-12-08T22:17:56	2004-12-08T21:59:28			
[s] Observation end time (MET)	218936940.184000	218937817.01003			
Observation end date	2004-12-08T23:47:56	2004-12-09T00:03:37			
Read mode	TIMED	TIMED			

2.3 Aspect



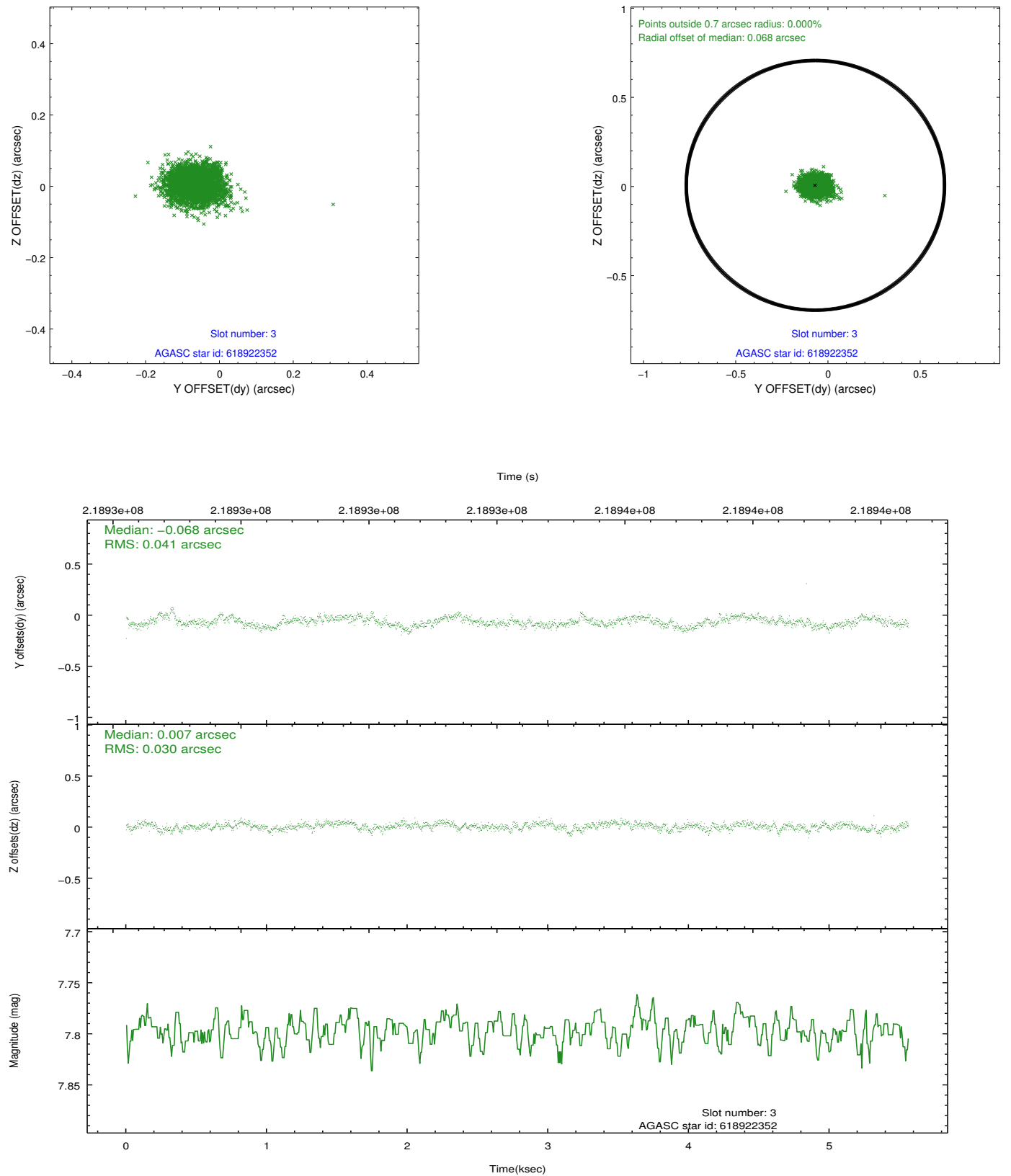


Slot Statistics

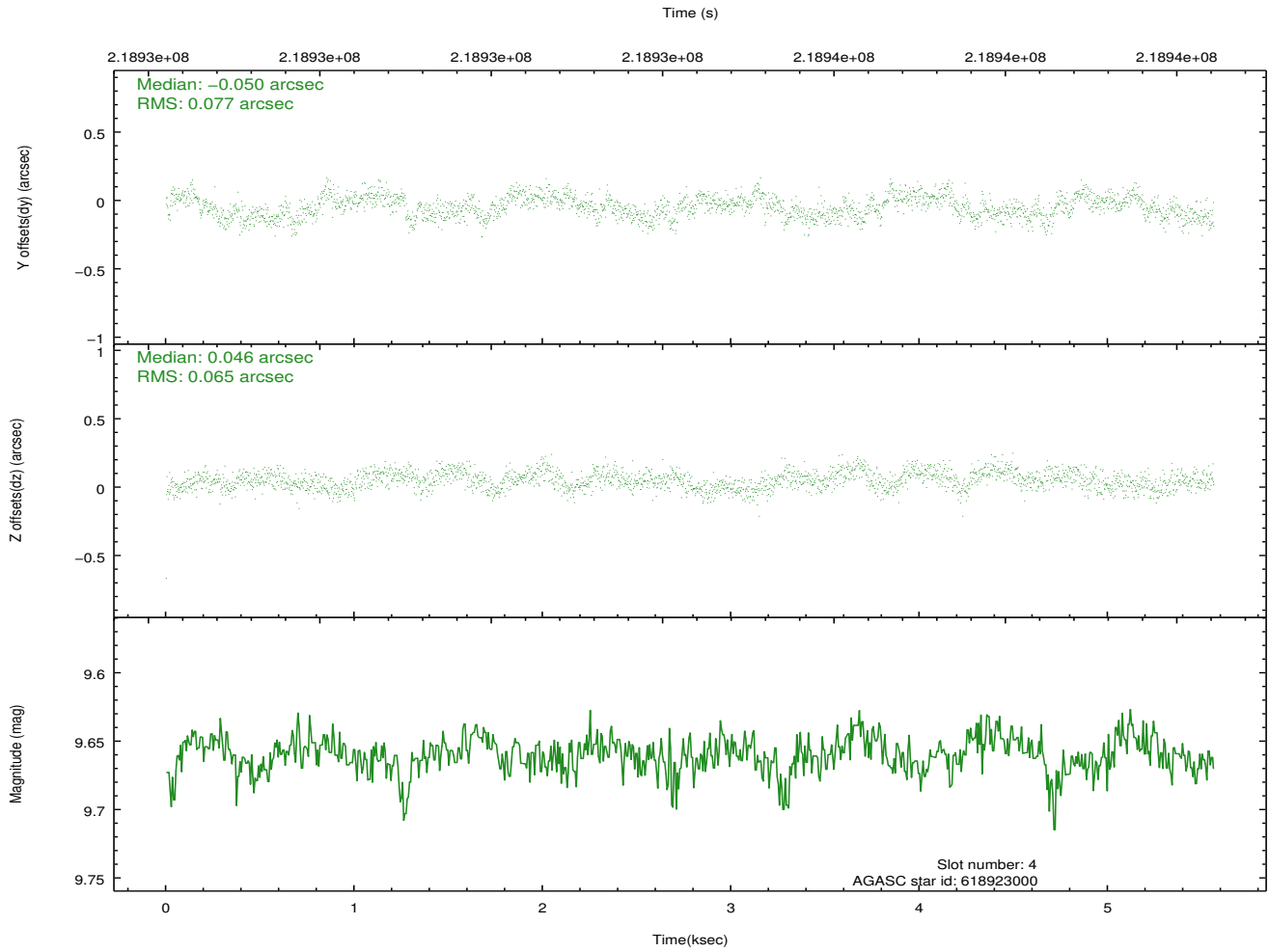
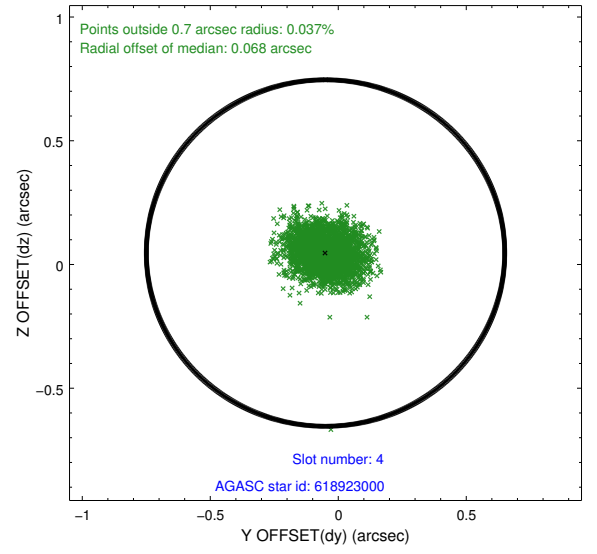
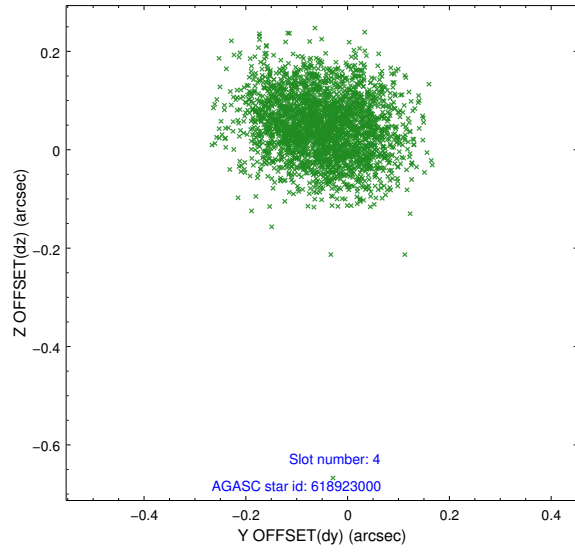
slot	status	id	mag	n_pts	med_dy	med_dz	dr1	dr2	ra	dec	mean_y	mean_z
0	FID	ACIS-S-2	7.09	1357	-0.053	-0.028	0.006	0.010	0.000000	0.000000	-759.54	-1730.92
1	FID	ACIS-S-4	7.21	1357	0.090	0.033	0.005	0.009	0.000000	0.000000	2153.36	176.56
2	FID	ACIS-S-5	7.23	1357	-0.067	0.003	0.006	0.010	0.000000	0.000000	-1811.04	171.36
3	GUIDE	618922352	7.80	2709	-0.068	0.007	0.054	0.086	54.543309	-7.483348	1909.33	1534.36
4	GUIDE	618923000	9.66	2711	-0.050	0.046	0.108	0.172	53.574619	-7.147566	-1617.70	544.75
5	GUIDE	618923176	7.75	2714	-0.050	-0.065	0.063	0.098	53.663972	-7.375751	-886.45	54.37
6	GUIDE	618924040	9.69	2709	0.121	-0.030	0.098	0.162	54.024320	-7.160820	-275.00	1425.82
7	GUIDE	695084536	8.88	2713	0.045	0.043	0.066	0.114	54.462957	-7.665144	2048.81	833.88

2.4 Star Slots

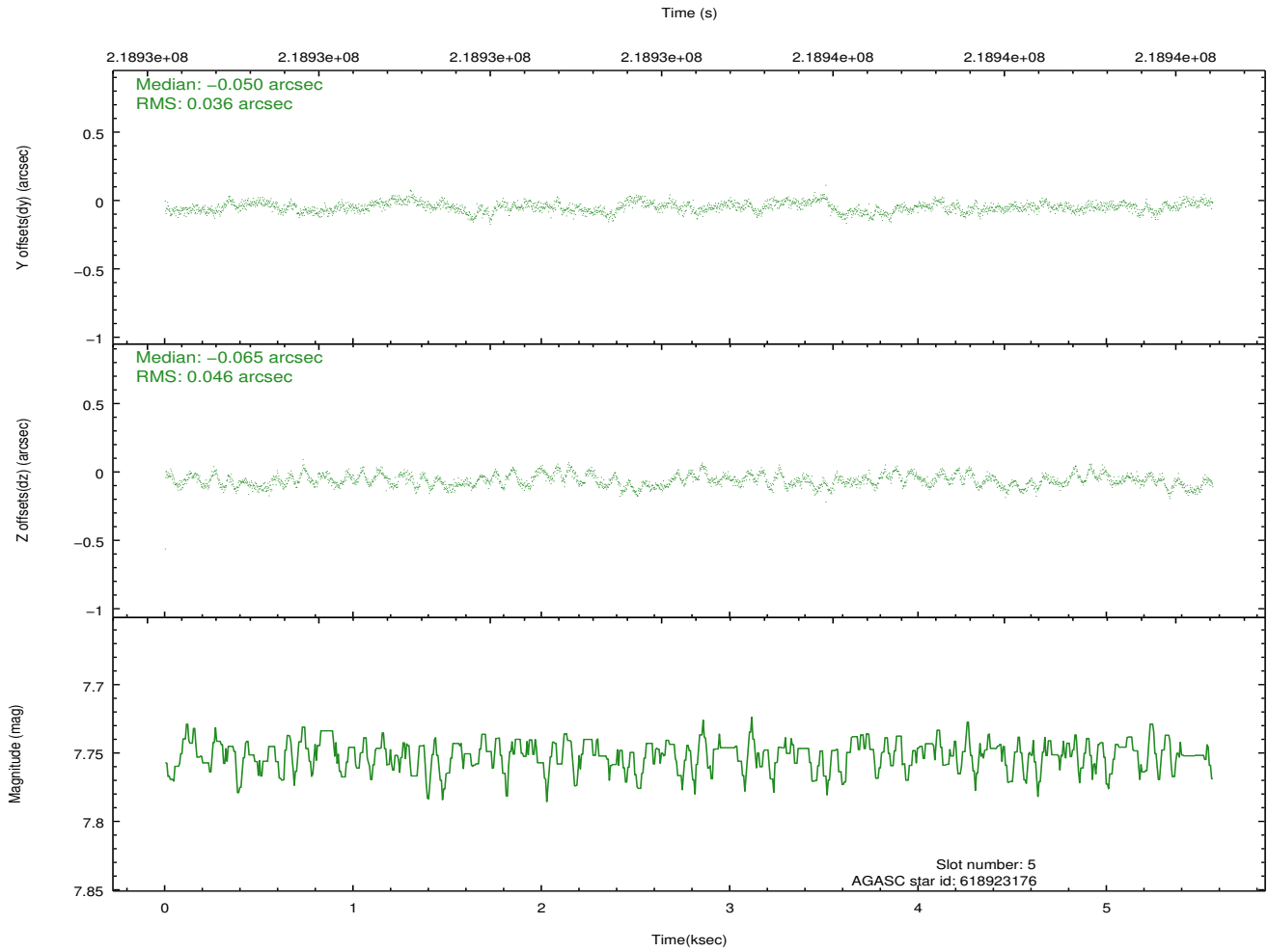
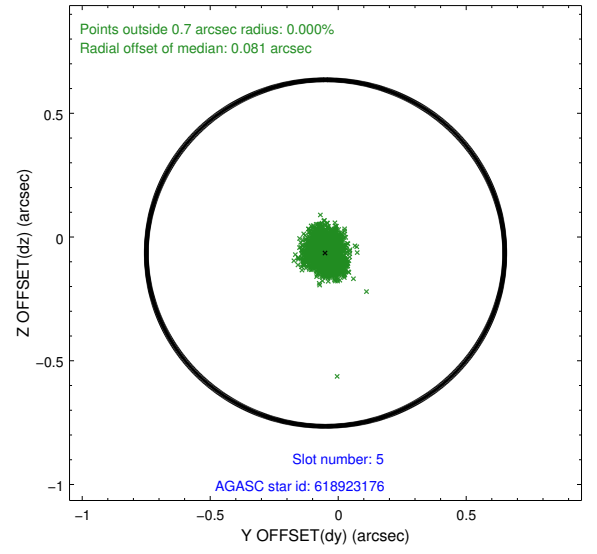
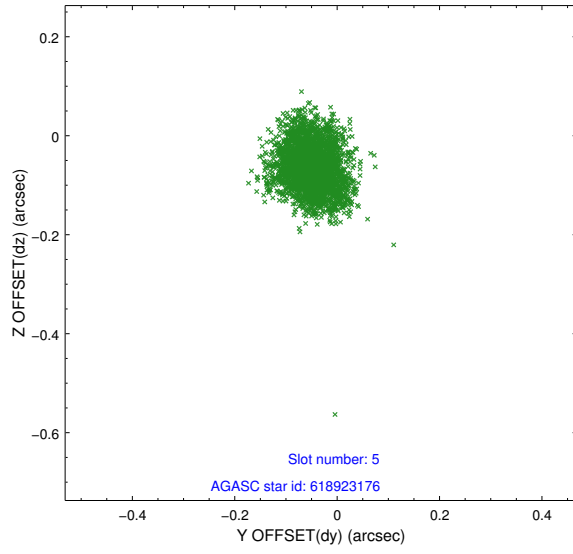
2.4.1 Slot 3



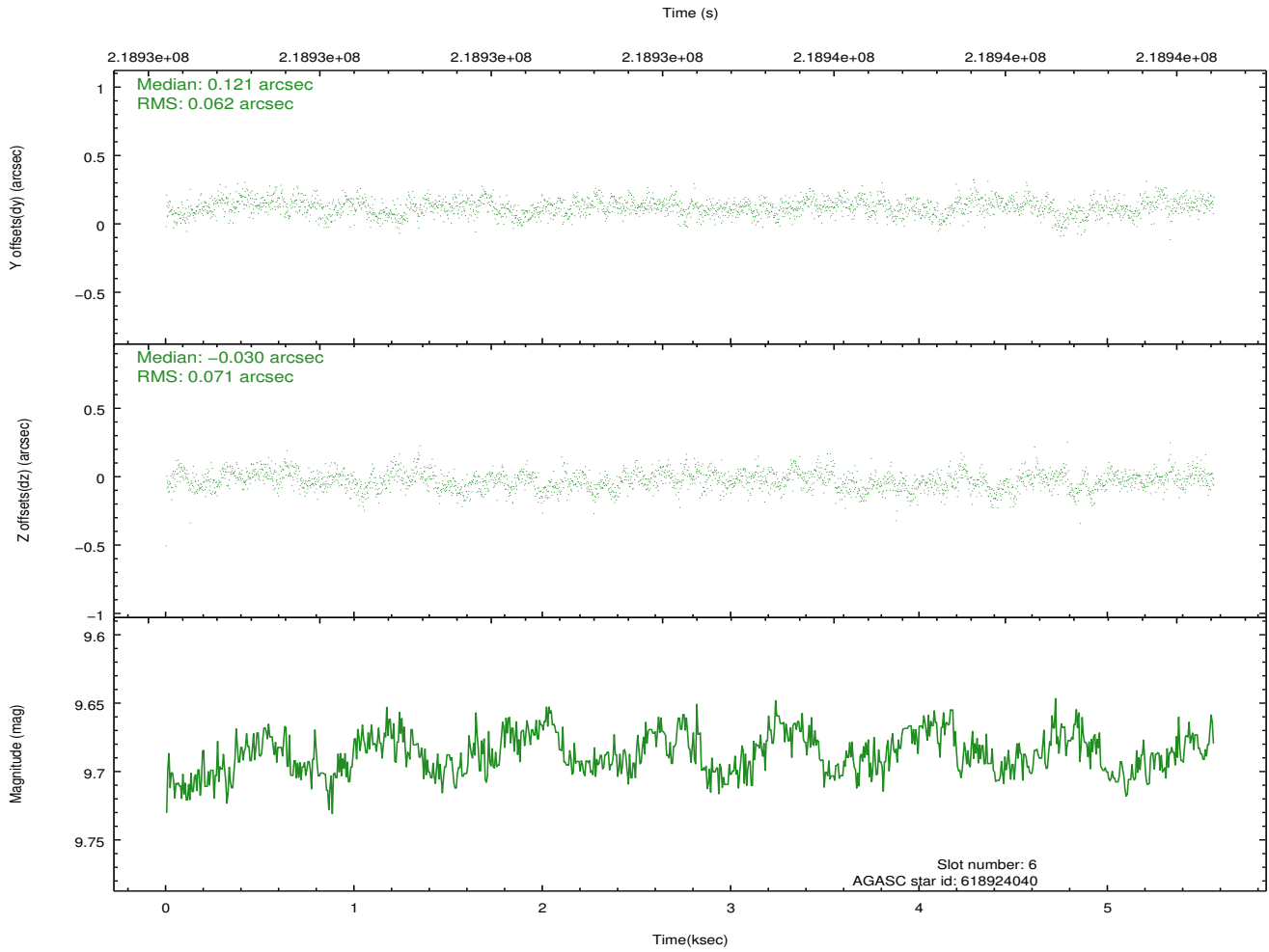
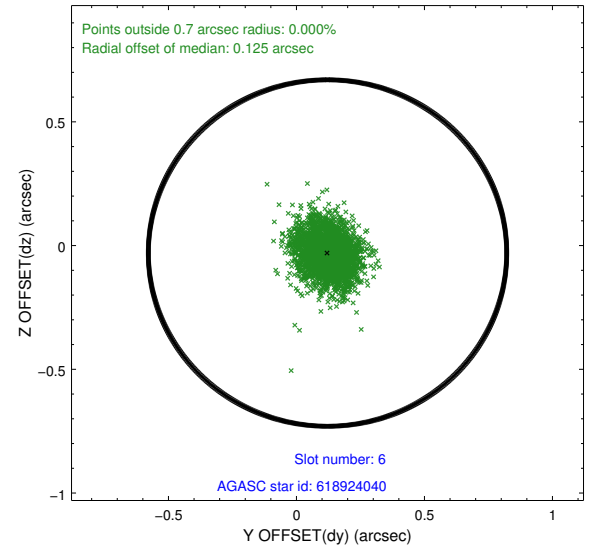
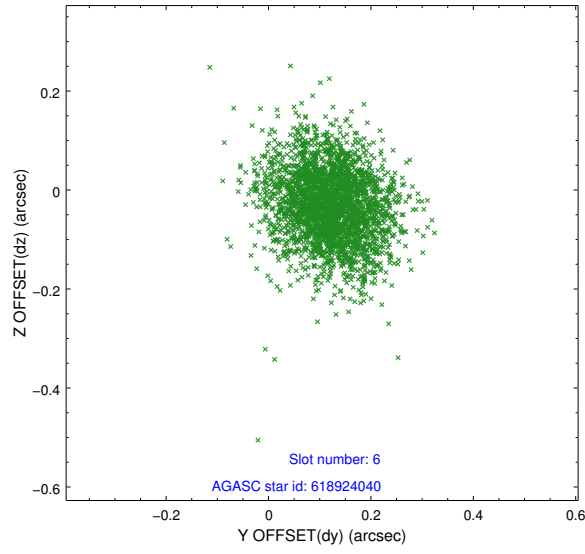
2.4.2 Slot 4



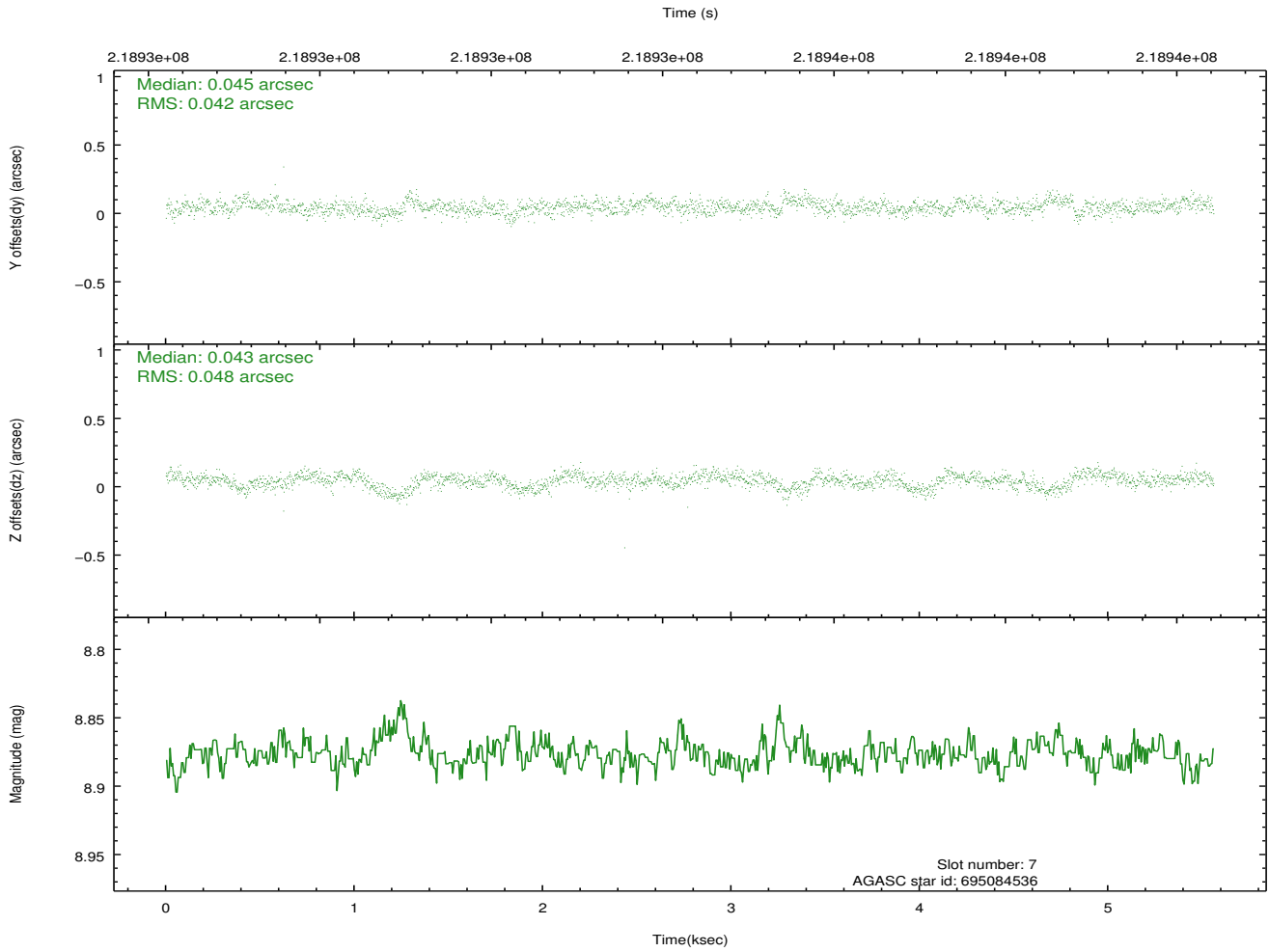
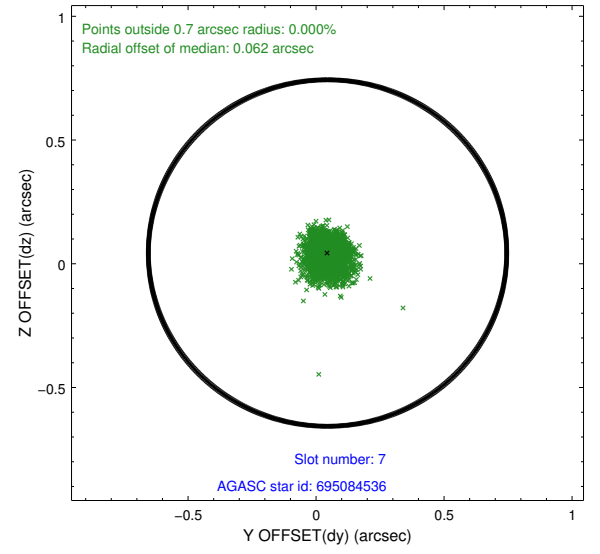
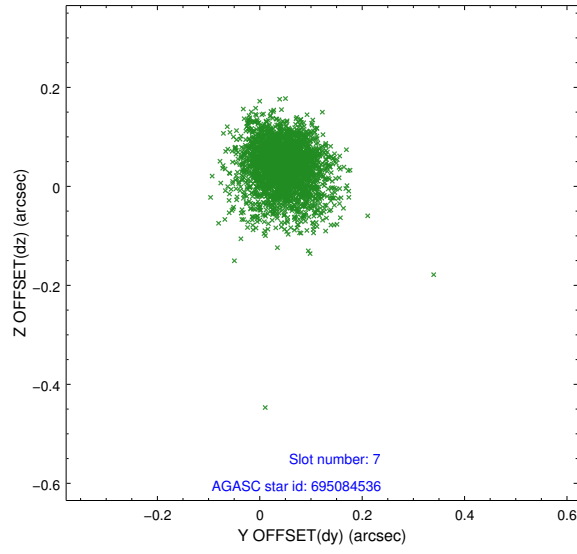
2.4.3 Slot 5



2.4.4 Slot 6

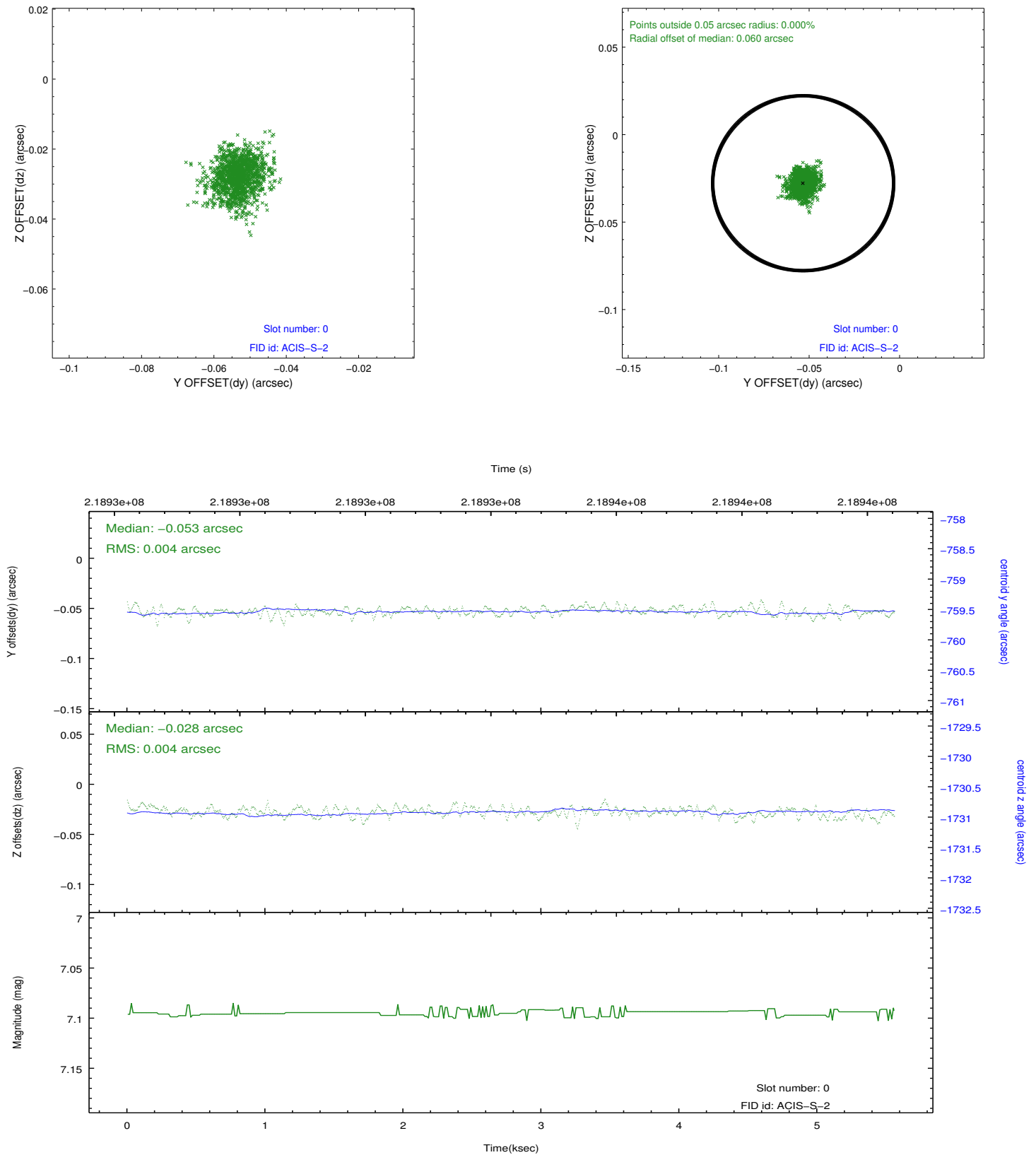


2.4.5 Slot 7

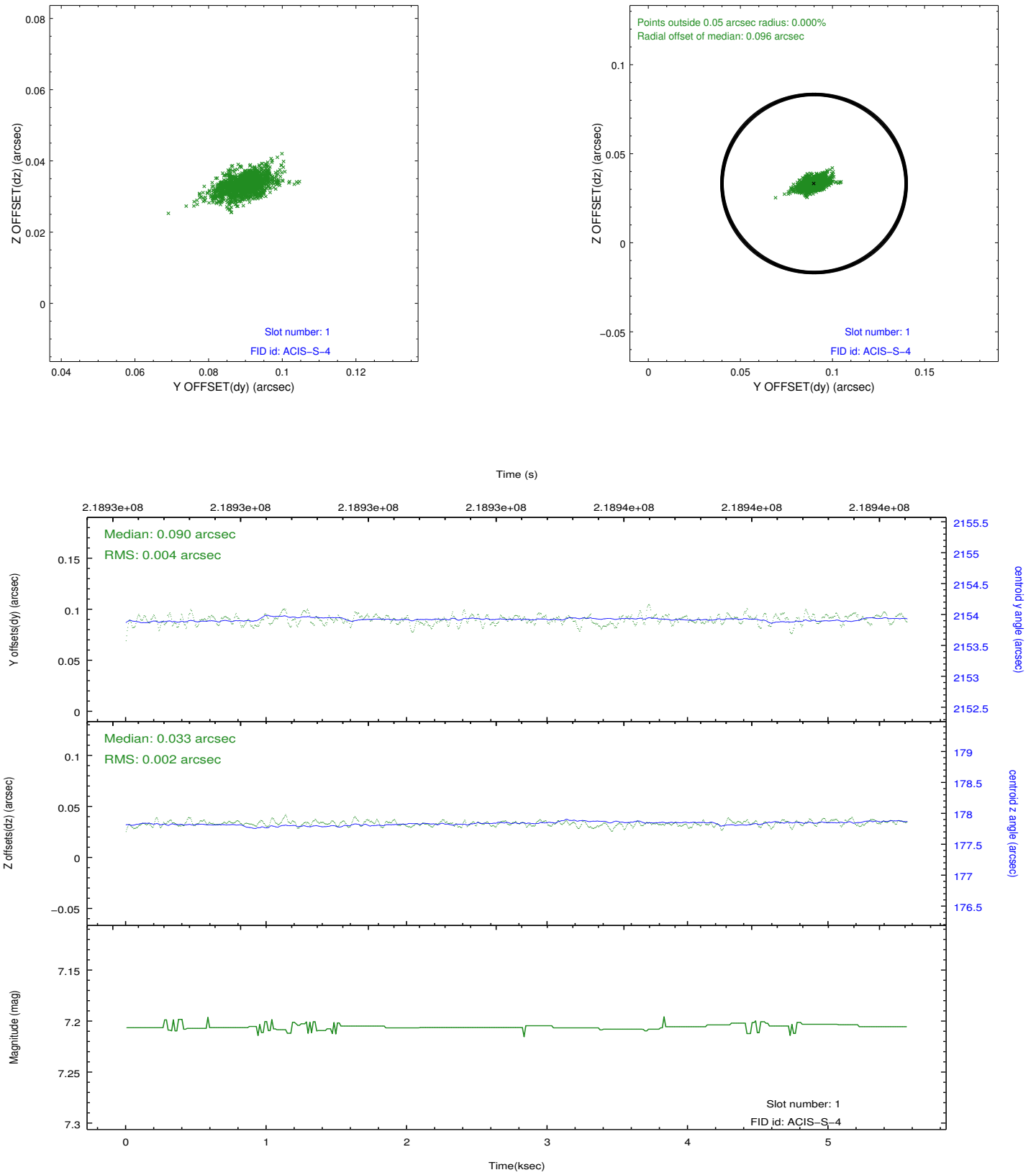


2.5 FID Slots

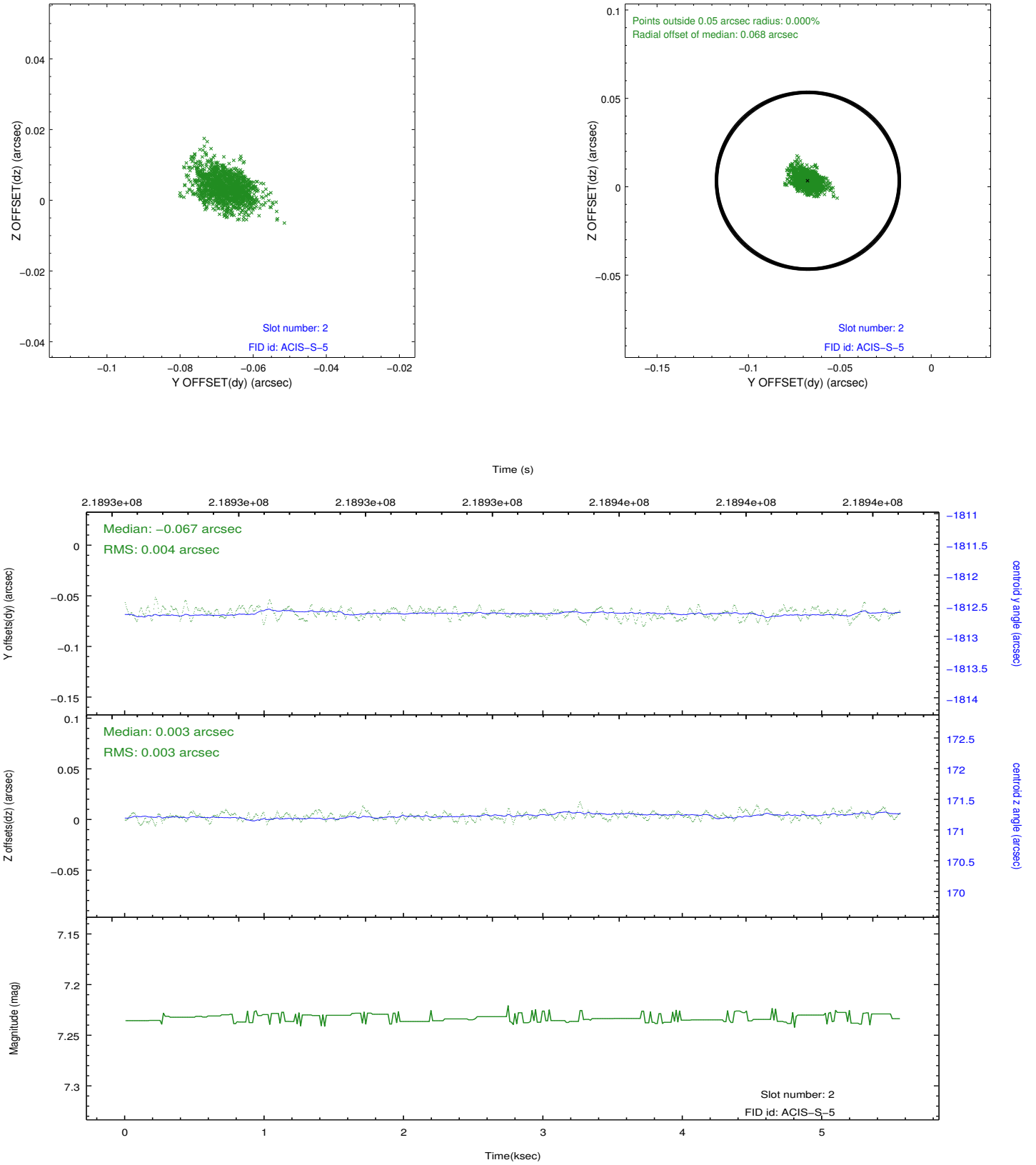
2.5.1 Slot 0



2.5.2 Slot 1



2.5.3 Slot 2



A Summary

A.1 Status

V&V Scientist	Jen Lauer
V&V Date (YYYY-MM-DD)	2013.01.04
V&V Edition	1
V&V Disposition and Status	OK
V&V Charge Time	5.551999

A.2 Comments