

V&V Reference Report

L2 ASCDS Version : 10.9.1

Observation 5308 - L2 Version 4
Chandra X-Ray Center

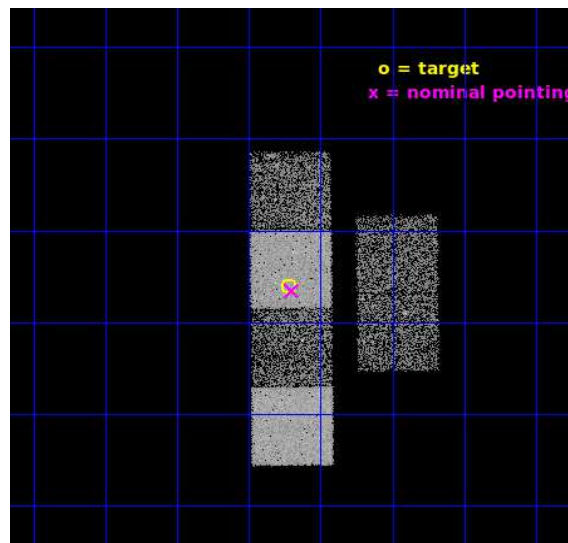
L2 Processing Date : Sep 24 2020

Contents

1	Front	2
2	OBI	3
2.1	OBI	3
2.1.1	Images	3
2.1.2	Bias	3
2.1.3	Parameters	4
2.1.4	Events	4
2.2	Compared Parameters	5
2.3	Aspect	6
2.4	Star Slots	9
2.4.1	Slot 3	9
2.4.2	Slot 4	10
2.4.3	Slot 5	11
2.4.4	Slot 6	12
2.4.5	Slot 7	13
2.5	FID Slots	14
2.5.1	Slot 0	14
2.5.2	Slot 1	15
2.5.3	Slot 2	16
A	Summary	17
A.1	Status	17
A.2	Comments	17

1 Front

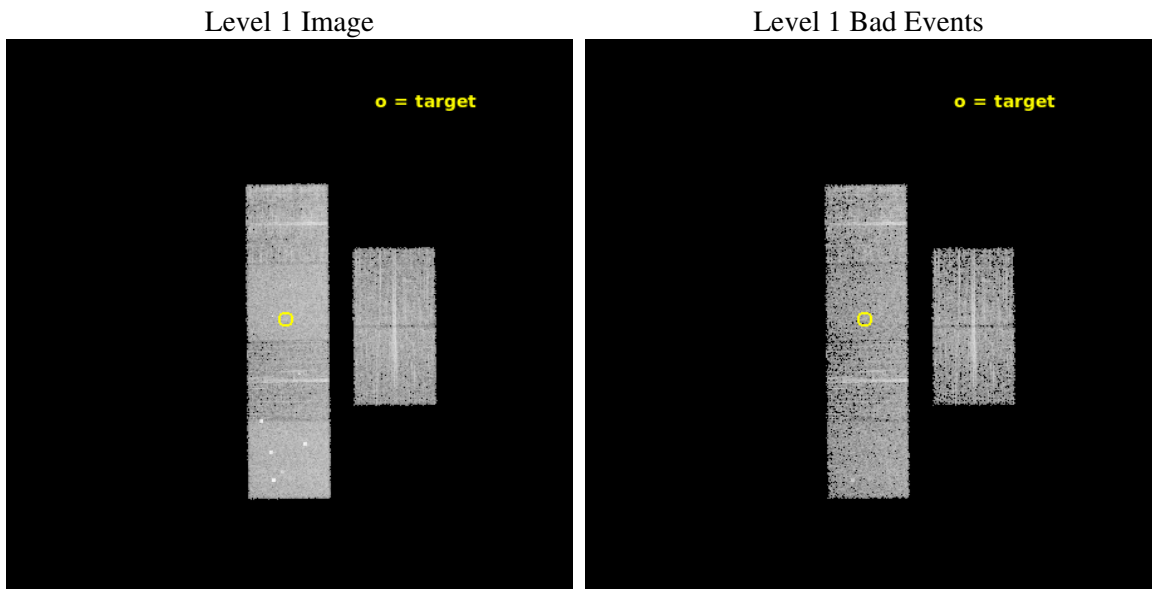
seq_num	200298	Sequence number
obs_id	5308	Observation id
title	A Star is Born: X-ray Imaging of the Onset of an FU Ori Outburst	P
observer	Joel Kastner	Principal investigator
object	IRAS05436-0007	Source name
dtcycle	0	
cycle	P	events from which exps? Prim/Second/Both
ra_targ	86.554583	Observer's specified target RA [deg]
dec_targ	-0.101389	Observer's specified target Dec [deg]
ra_nom	86.550010786639	Nominal RA [deg]
dec_nom	-0.10895126149586	Nominal Dec [deg]
roll_nom	269.5065756115	Nominal Roll [deg]
revision	4	Processing version of data
ontime	4959.9999815226	Sum of GTIs [s]
livetime	4897.1934752031	Livetime [s]
ontime2	4959.9999815226	Sum of GTIs [s]
ontime3	4959.9999815226	Sum of GTIs [s]
ontime5	4959.9999815226	Sum of GTIs [s]
ontime6	4959.9999815226	Sum of GTIs [s]
ontime7	4959.9999815226	Sum of GTIs [s]
ontime8	4959.9999815226	Sum of GTIs [s]
l2events	53526	Number of level 2 events




2 OBI

2.1 OBI

2.1.1 Images



2.1.2 Bias



2.1.3 Parameters

obi_num	0	Obi number	sched_exp_time	5000.000000	[s] Scheduled observation exposure time
ascdsver	10.9.1	Processing system revision	ontime	4959.9999815226	Sum of GTIs [s]
caldsver	4.9.2	 	ontime2	4959.9999815226	Sum of GTIs [s]
date	2020-09-24T11:41:23	Date and time of file creation	ontime3	4959.9999815226	Sum of GTIs [s]
revision	4	Processing version of data	ontime5	4959.9999815226	Sum of GTIs [s]
			ontime6	4959.9999815226	Sum of GTIs [s]
			ontime7	4959.9999815226	Sum of GTIs [s]
			ontime8	4959.9999815226	Sum of GTIs [s]
			l1events	239687	Number of level 1 events

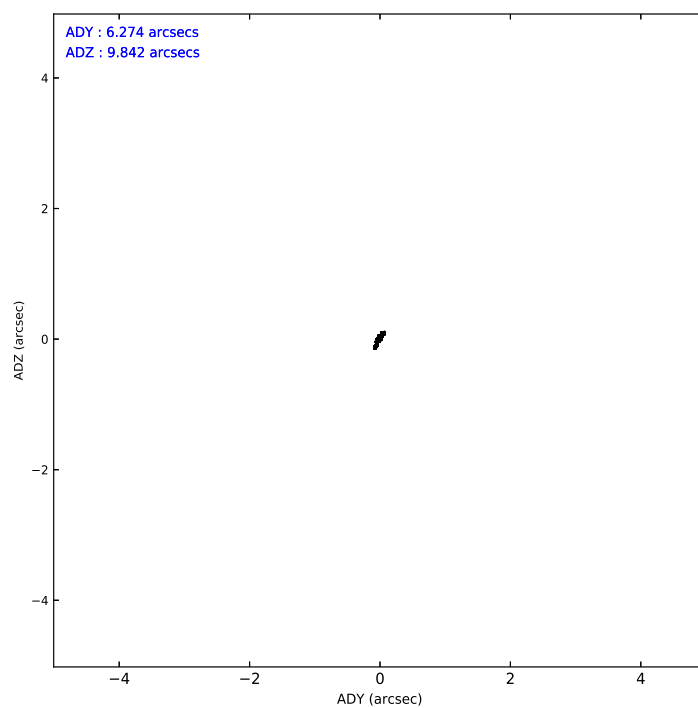
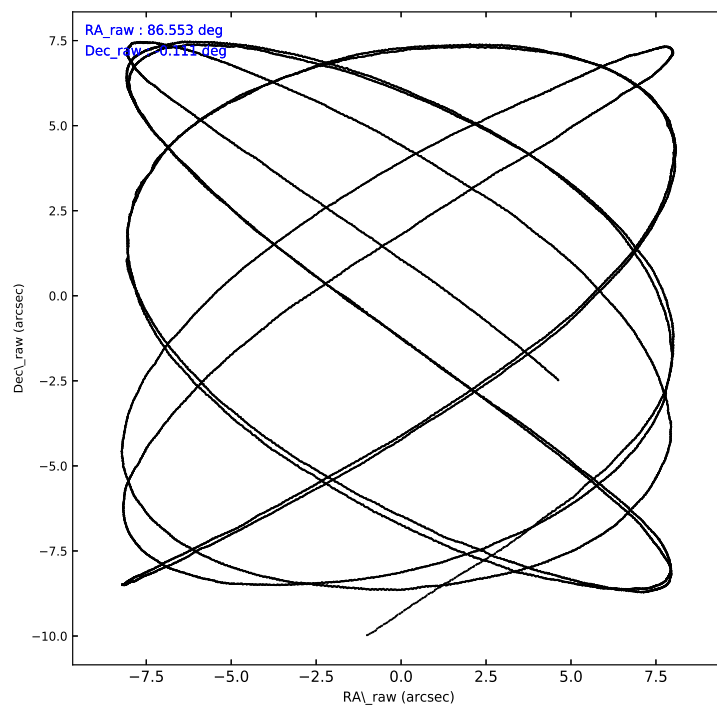
2.1.4 Events

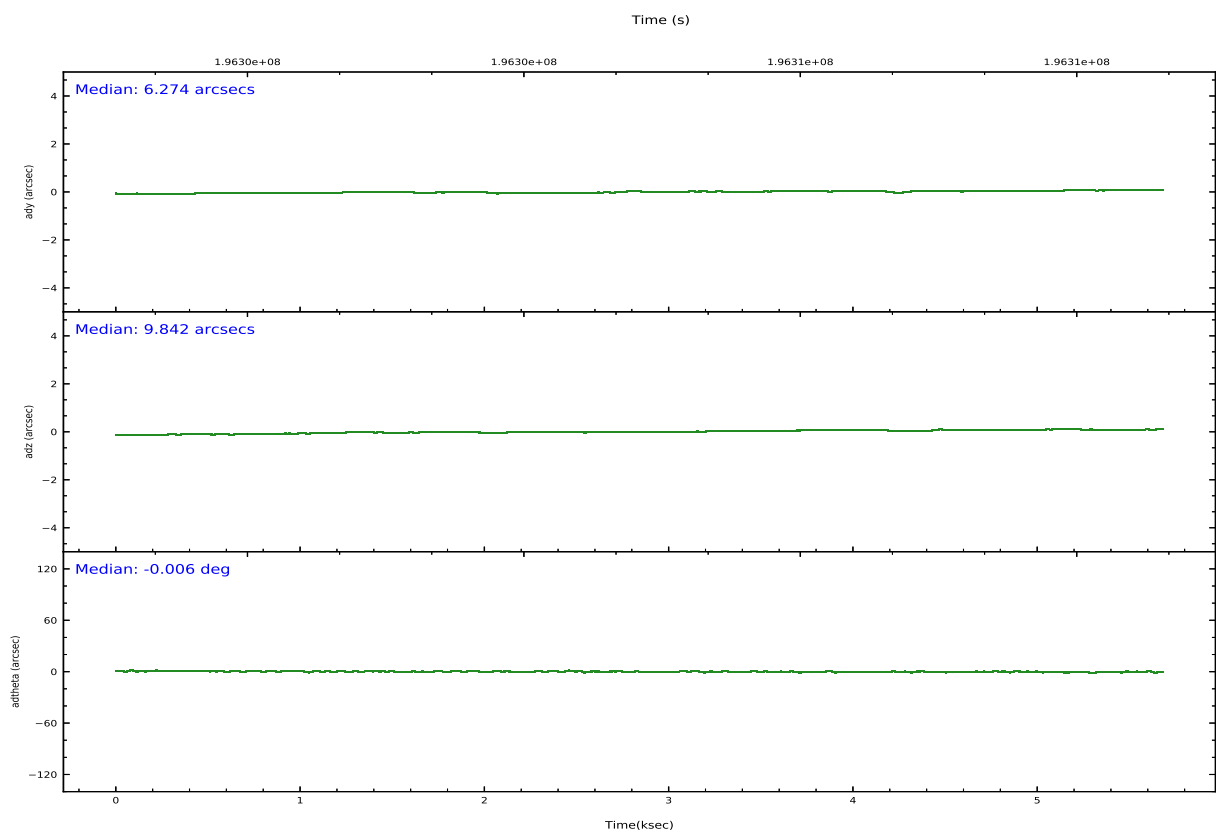
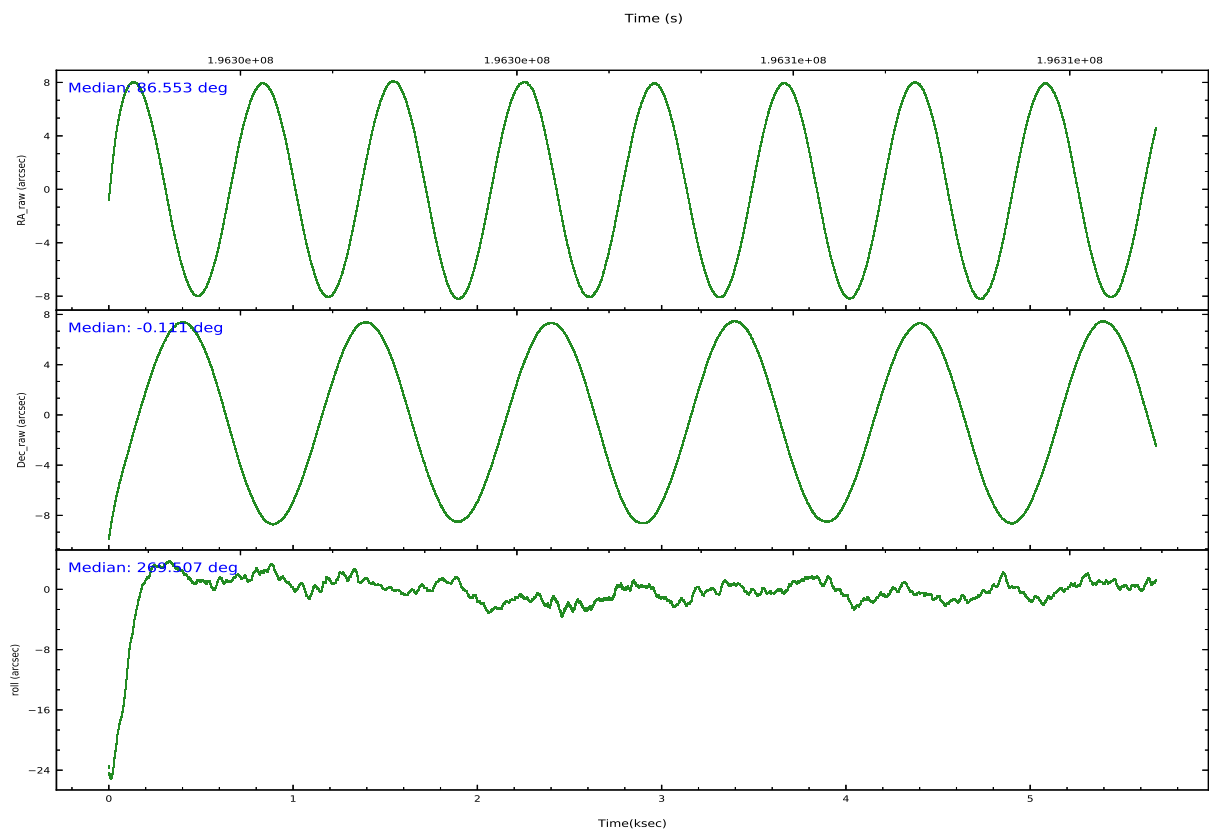
	ccd 2	ccd 3	ccd 5	ccd 6	ccd 7	ccd 8		ccd 2	ccd 3	ccd 5	ccd 6	ccd 7	ccd 8
level 1 events	33341	31940	51997	33337	45956	43116	grade 0 events	1826	1609	3303	1732	1710	2908
rejected events	29233	28228	27741	29168	27019	34181		5%	5%	6%	5%	3%	6%
rejected %	87%	88%	53%	87%	58%	79%	grade 1 events	15	18	85	18	49	32
								0%	0%	0%	0%	0%	0%
							grade 2 events	858	697	7383	837	3793	2035
								2%	2%	14%	2%	8%	4%
							grade 3 events	376	375	984	416	1718	947
								1%	1%	1%	1%	3%	2%
							grade 4 events	380	377	885	405	1657	824
								1%	1%	1%	1%	3%	1%
							grade 5 events	1347	1461	3678	1525	4298	2089
								4%	4%	7%	4%	9%	4%
							grade 6 events	670	655	11716	782	10073	2227
								2%	2%	22%	2%	21%	5%
							grade 7 events	27869	26748	23963	27622	22658	32054
								83%	83%	46%	82%	49%	74%

2.2 Compared Parameters

Parameter	Planned	Actual	Parameter	Planned	Actual
Instrument	ACIS	ACIS	Obspar version number	8	8
Detector	ACIS-235678	ACIS-235678	Obspar file type	PREDICTED	ACTUAL
Grating	NONE	NONE	Obspar update status	NONE	UPDATED
Data mode	FAINT	FAINT	Number of optional ACIS chips dropped	0	0
Observation mode	POINTING	POINTING	On-chip summing requested	N	N
[deg] Pointing RA	86.539069	86.55001078663901	Subarray requested	NONE	NONE
[deg] Pointing Dec	-0.087376	-0.10895126149586	Alternating exposures requested	N	N
[deg] Pointing Roll	269.348220	269.5065756115	[s] Primary exposure time	0.000000	3.2
[mm] SIM focus pos	-0.684267	-0.6828225247311905			
[mm] SIM defocus	0	0.001444936568705701			
[mm] SIM translation stage pos	-190.132523	-190.1400660498719			
[mm] SIM translation stage offset	0	0.00754346686406393			
[s] Observation start time (MET)	196302968.184000	196301758.02896			
Observation start date	2004-03-22T00:35:04	2004-03-22T00:15:58			
[s] Observation end time (MET)	196307968.184000	196308613.74176			
Observation end date	2004-03-22T01:58:24	2004-03-22T02:10:13			
Read mode	TIMED	TIMED			

2.3 Aspect



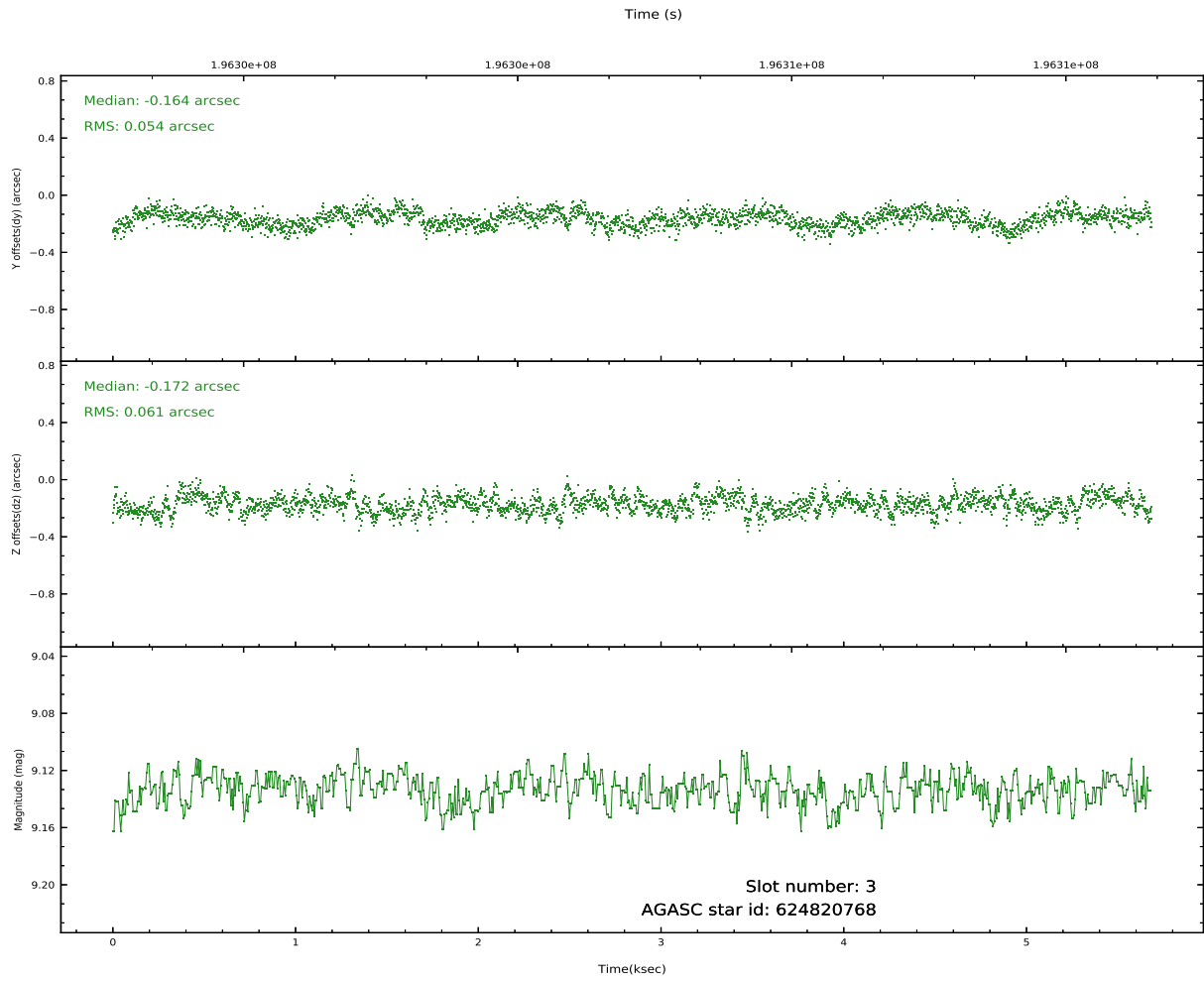
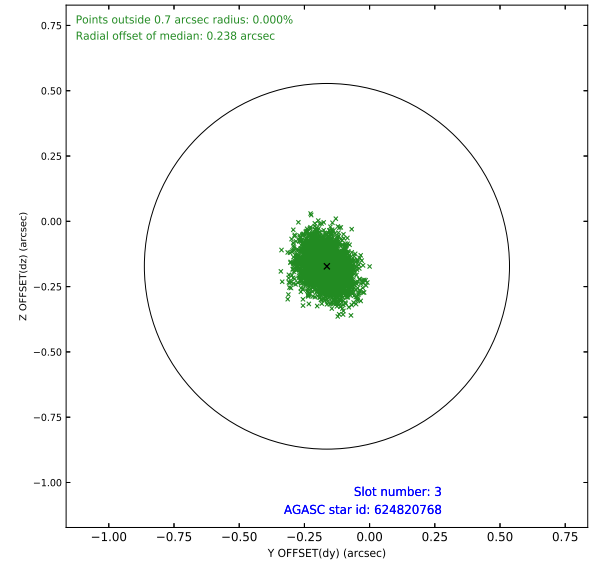
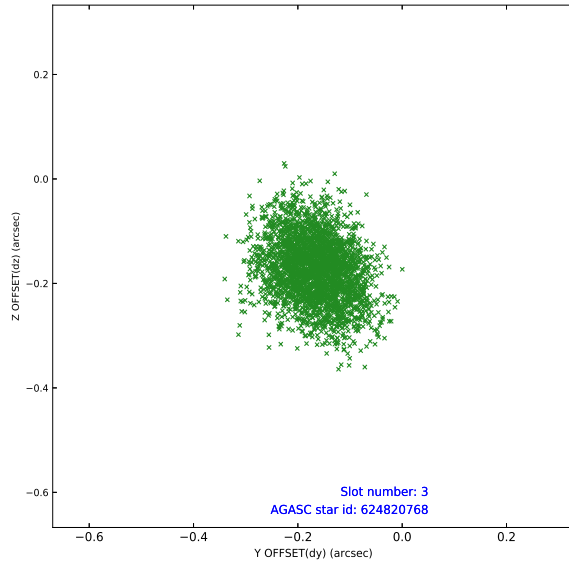


Slot Statistics

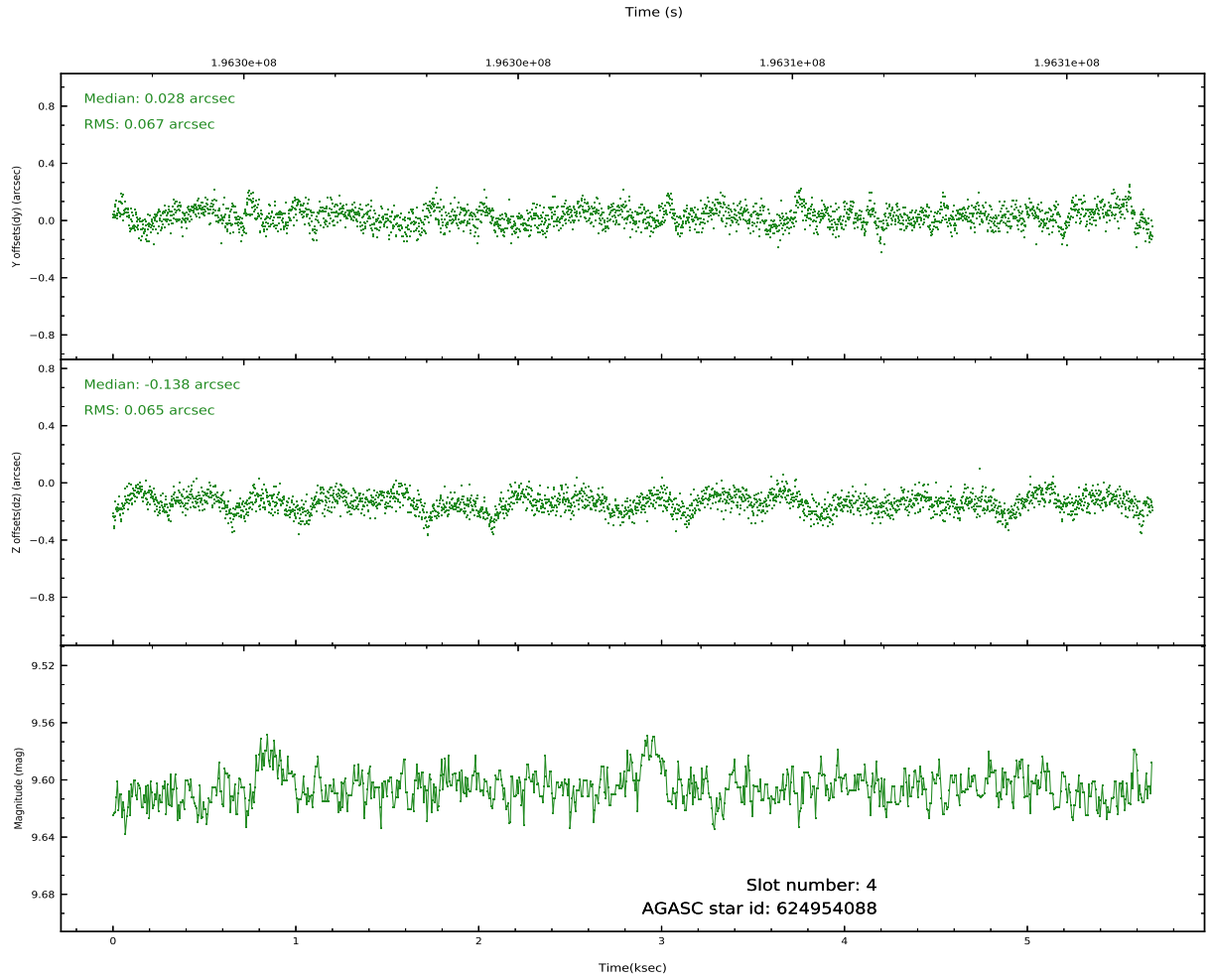
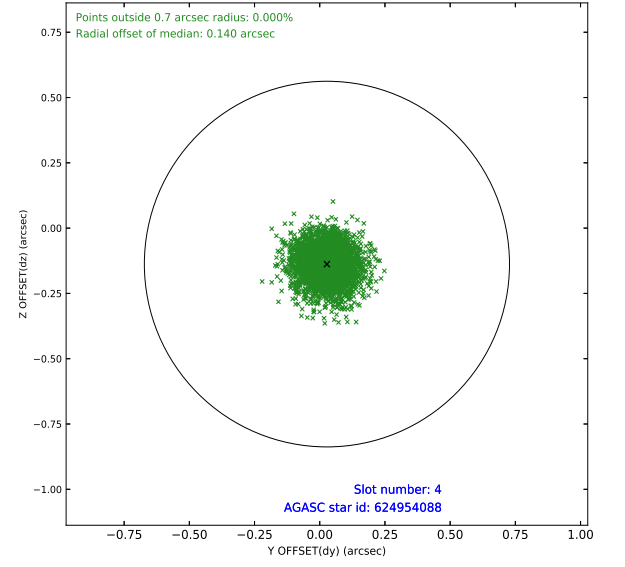
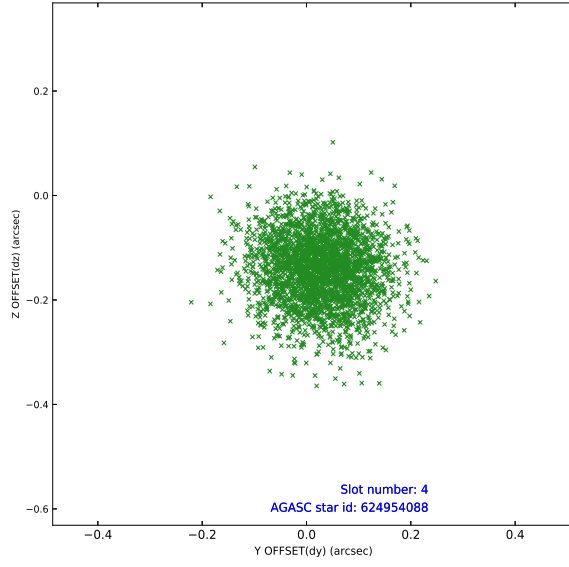
pt	status	used	id	mag	n_pts	frac_pts	med_dy	med_dz	dr1	dr2	ra	dec	mean_y	mea
0	FID		ACIS-S-1	7.18	1387	1.000	0.021	-0.035	0.007	0.012	0.000000	0.000000	937.06	-1726
1	FID		ACIS-S-5	7.23	1387	1.000	-0.087	0.004	0.006	0.011	0.000000	0.000000	-1811.46	169
2	FID		ACIS-S-6	7.34	1387	1.000	0.044	0.043	0.008	0.012	0.000000	0.000000	401.50	814
3	GUIDE	used	624820768	9.13	2773	1.000	-0.164	-0.172	0.087	0.140	86.202480	-0.061953	-77.30	-1212
4	GUIDE	used	624954088	9.61	2772	1.000	0.028	-0.138	0.100	0.160	86.606399	-0.671650	2100.99	265
5	GUIDE	used	624956456	8.03	2774	1.000	-0.005	0.194	0.058	0.097	87.042614	-0.748935	2362.11	1840
6	GUIDE	used	624954400	9.19	2773	1.000	0.020	-0.107	0.087	0.144	86.607838	-0.762568	2429.08	275
7	GUIDE	used	624952480	7.68	2773	1.000	0.123	0.223	0.052	0.085	87.106269	-0.759614	2398.18	2069

2.4 Star Slots

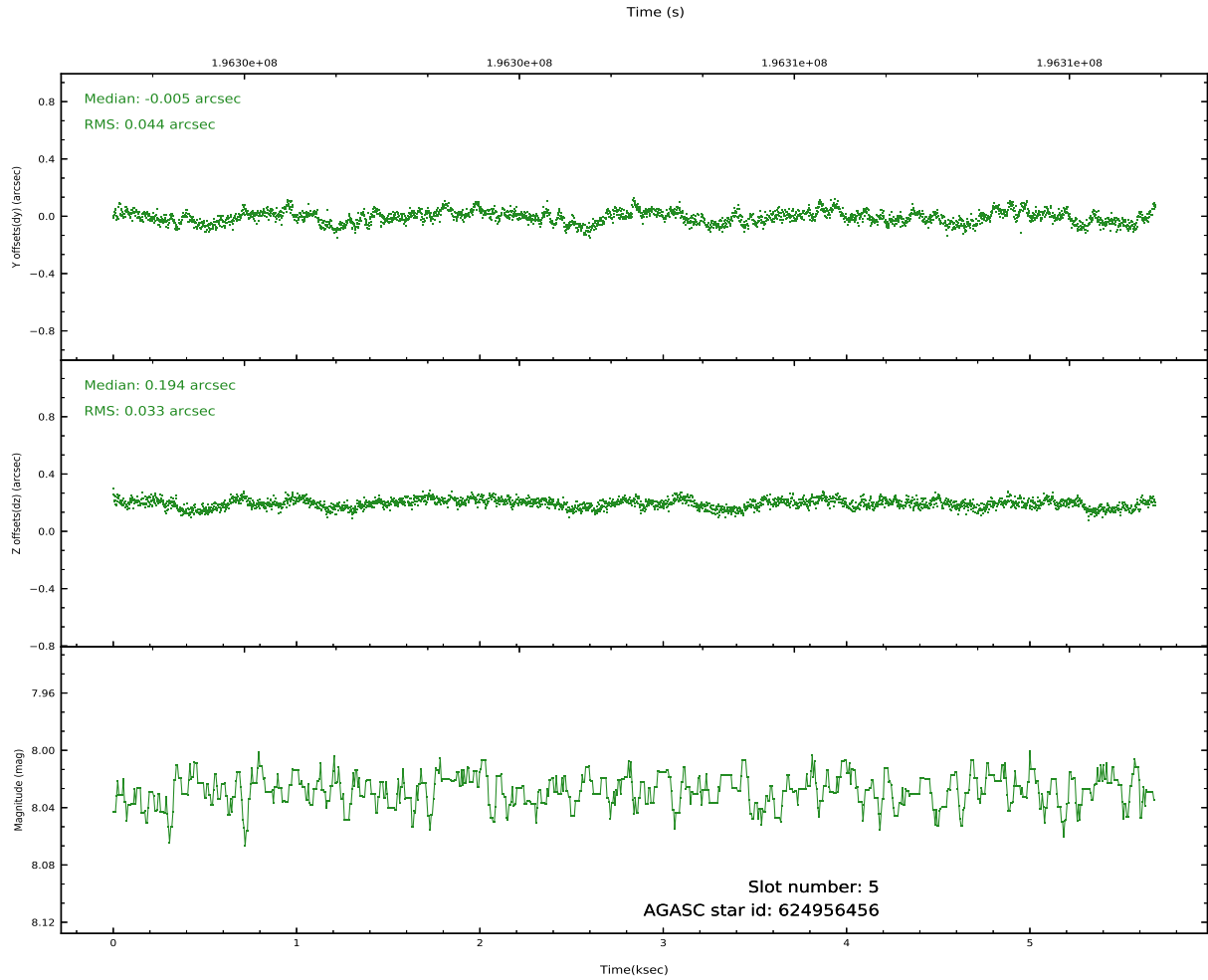
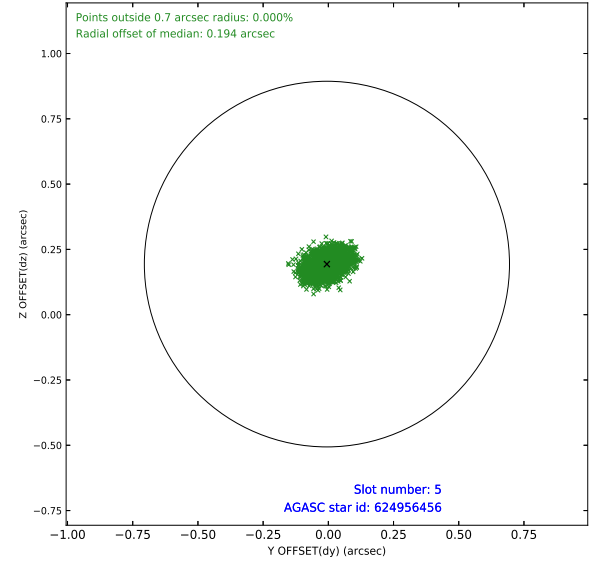
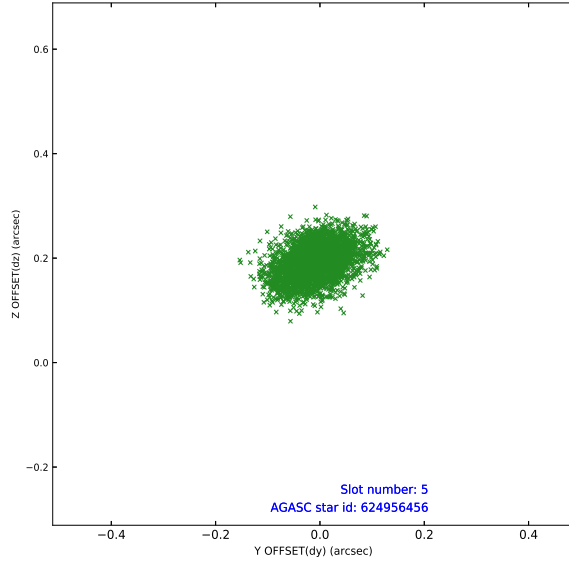
2.4.1 Slot 3



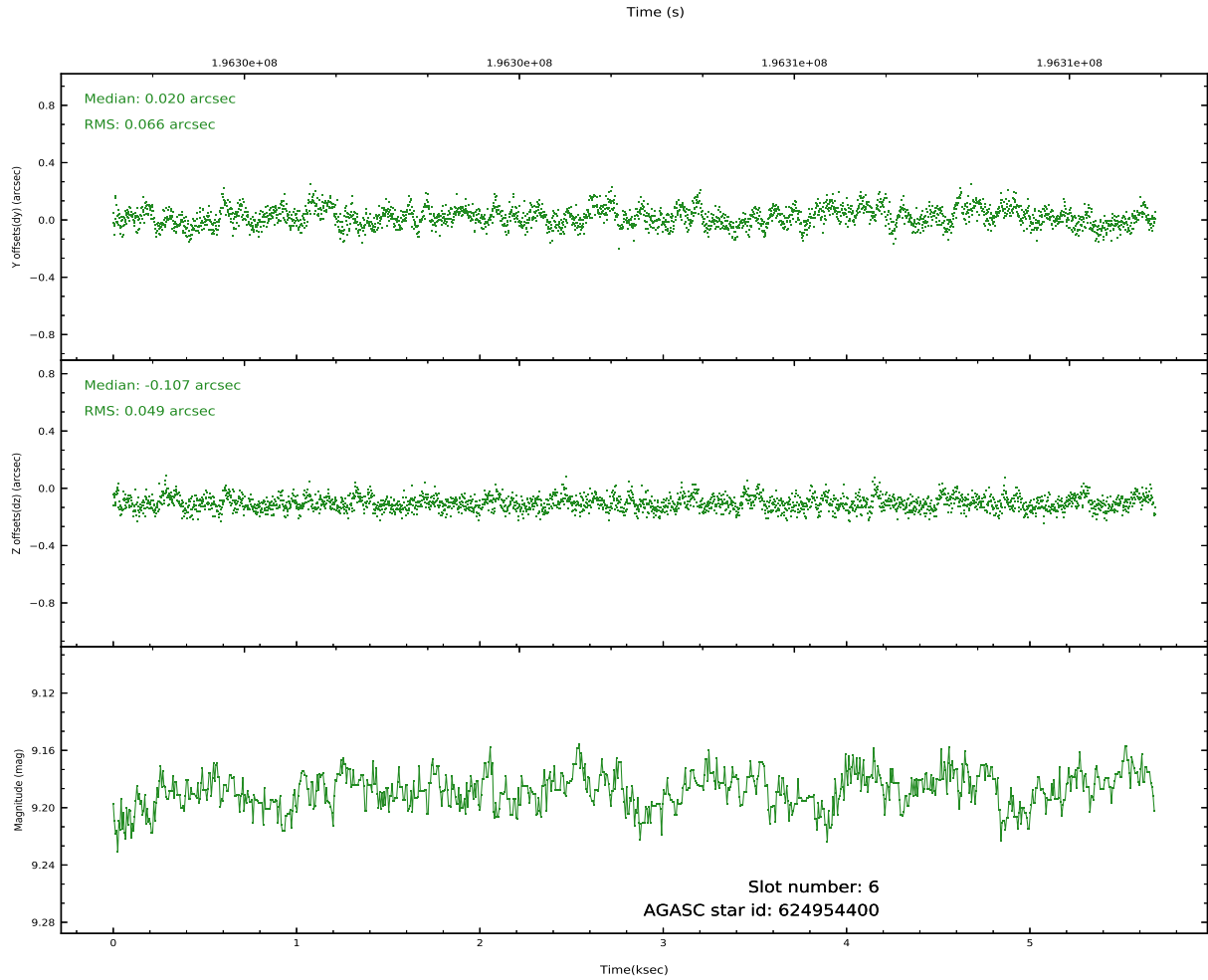
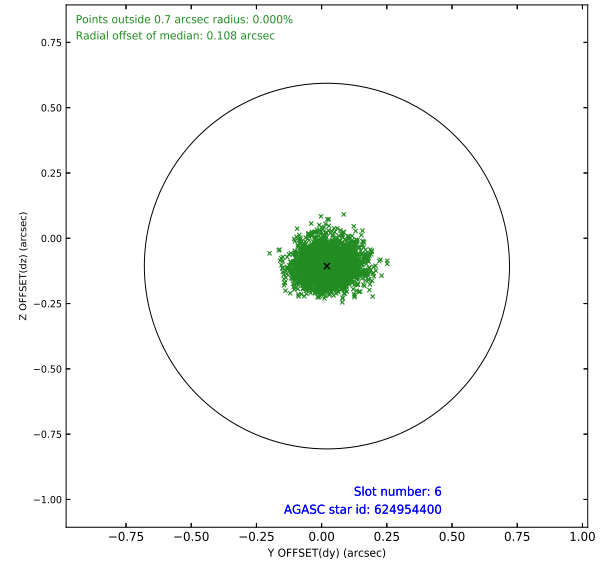
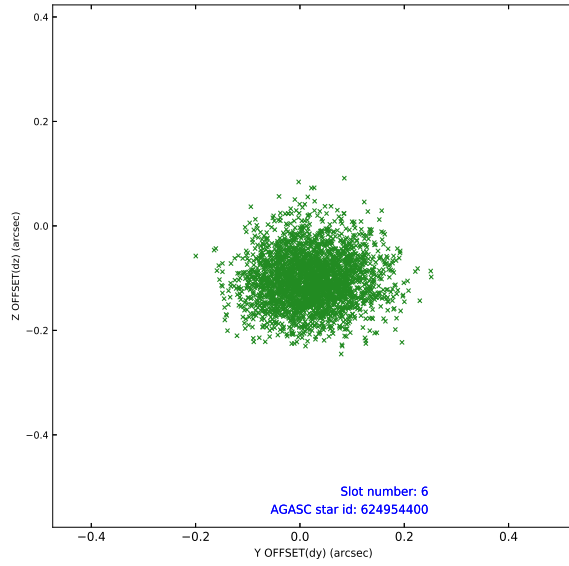
2.4.2 Slot 4



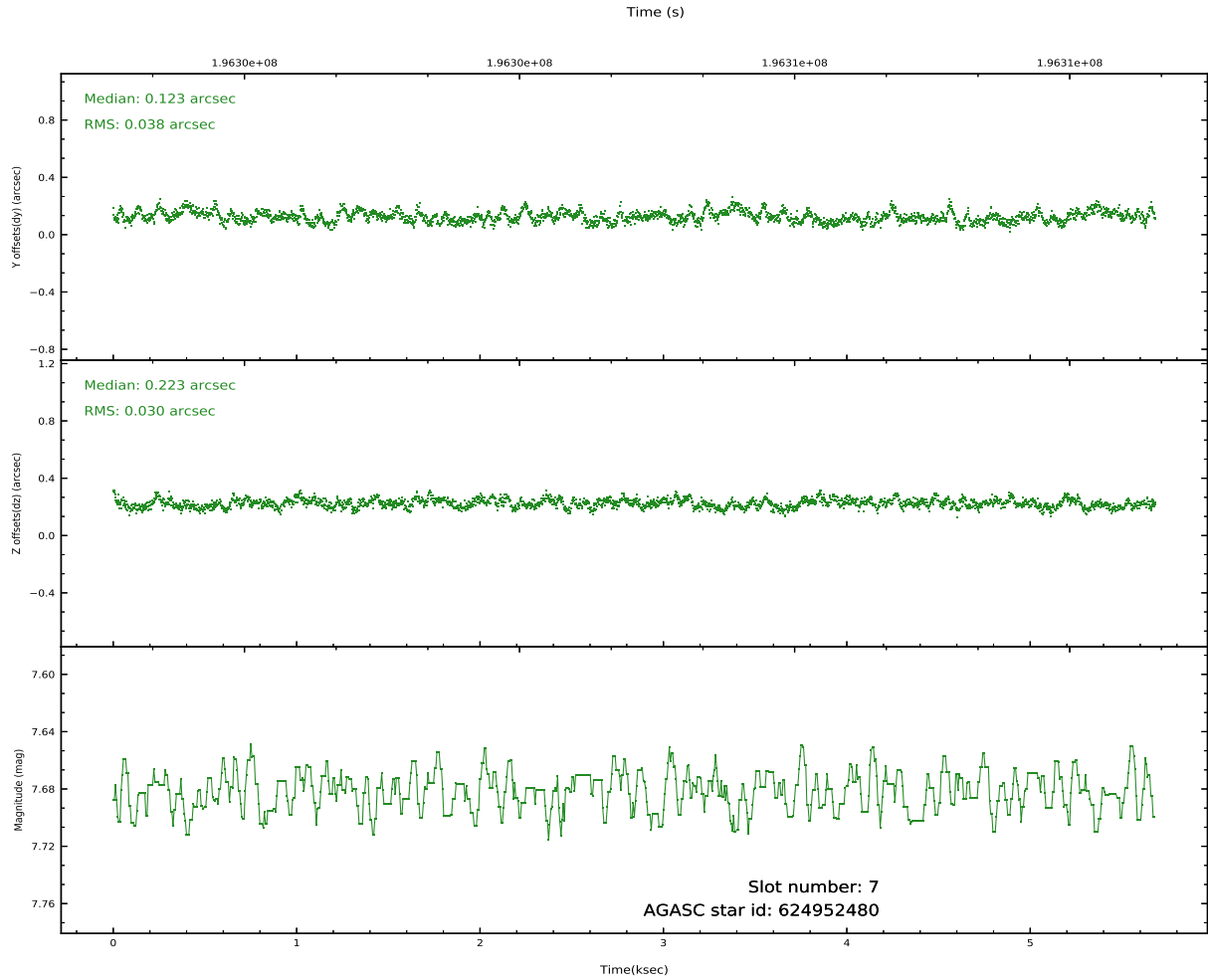
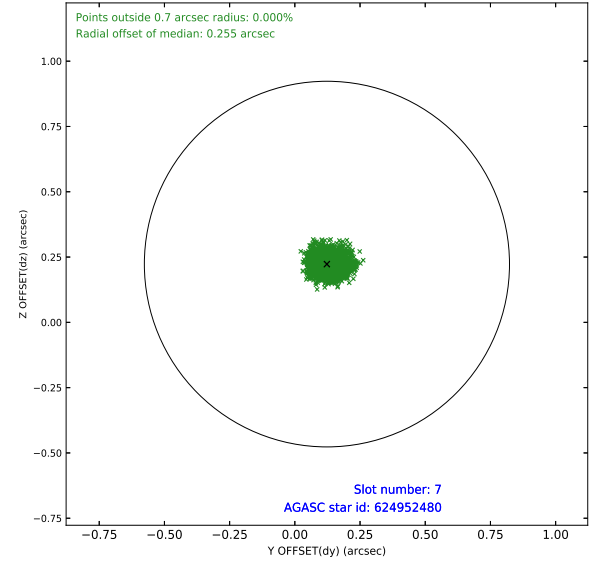
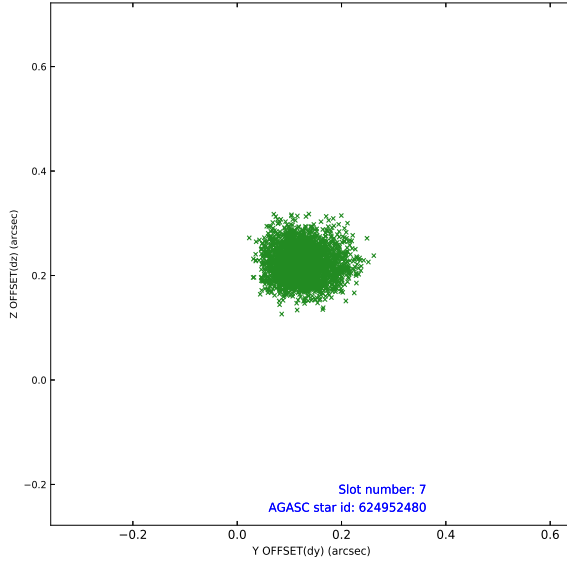
2.4.3 Slot 5



2.4.4 Slot 6

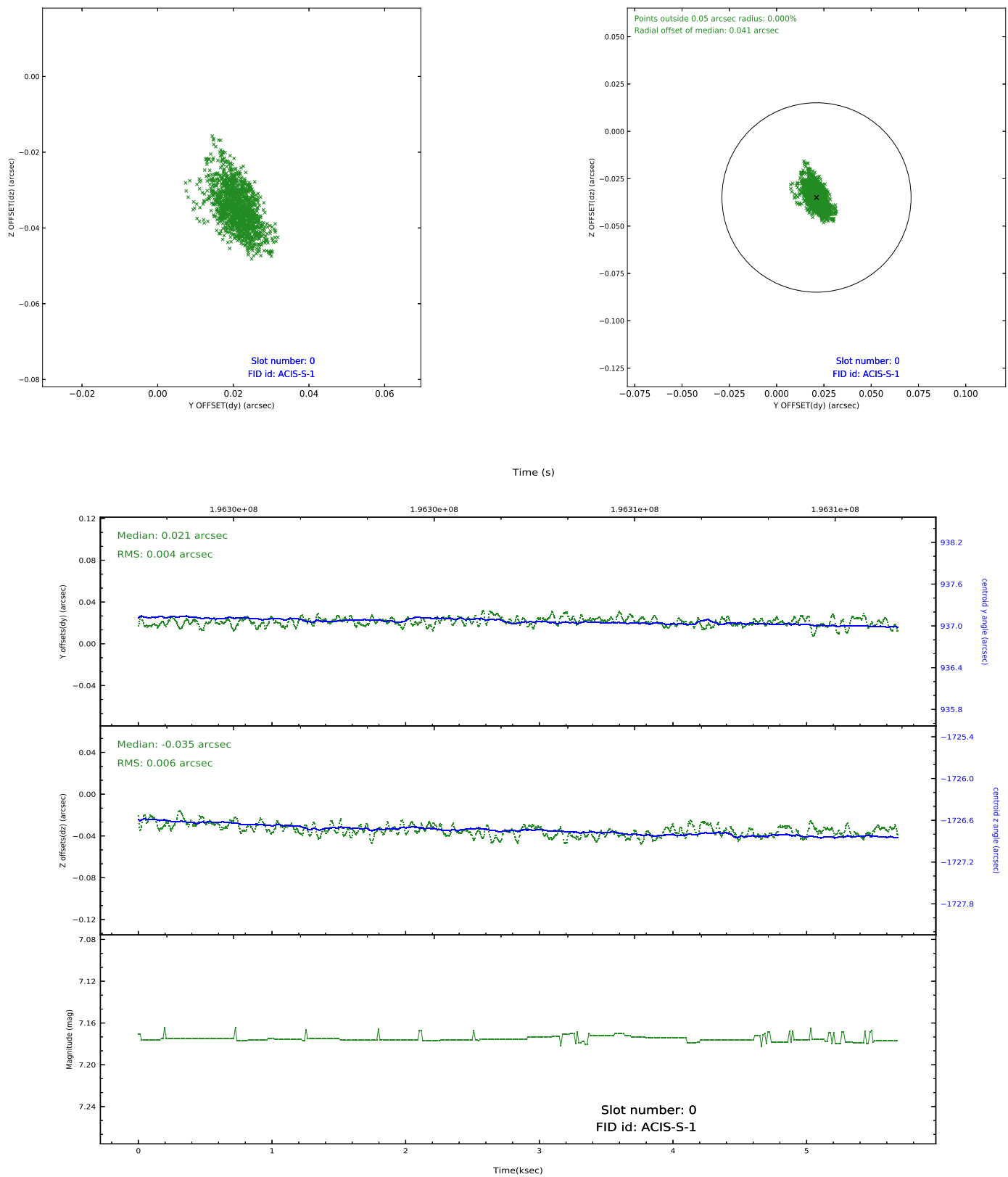


2.4.5 Slot 7

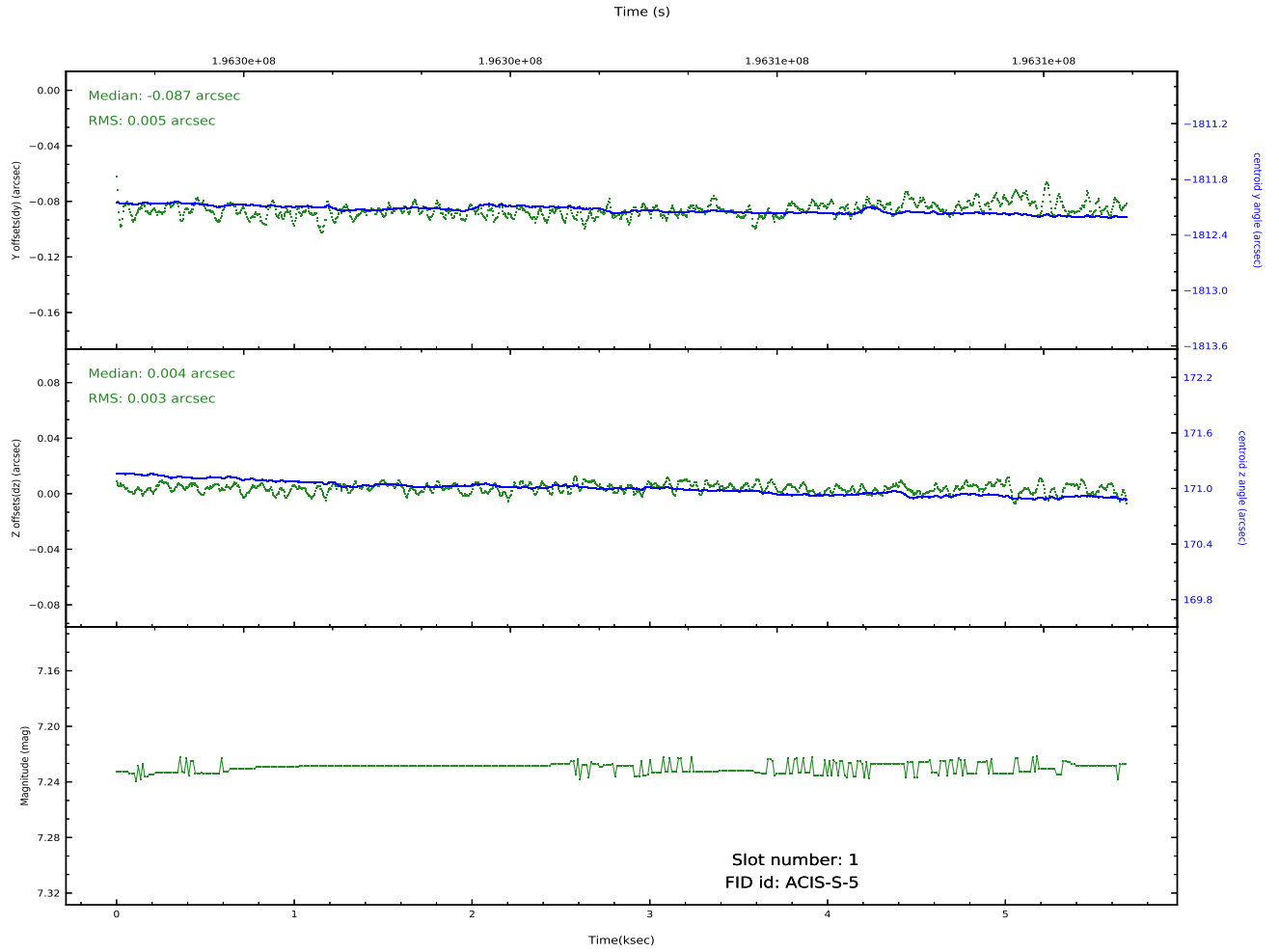
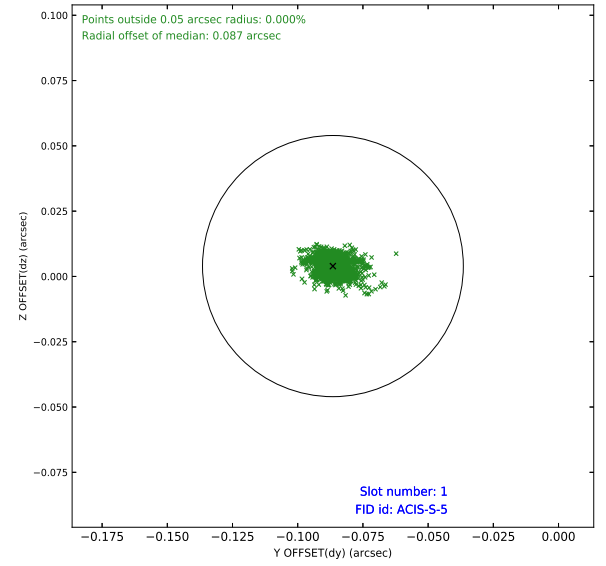
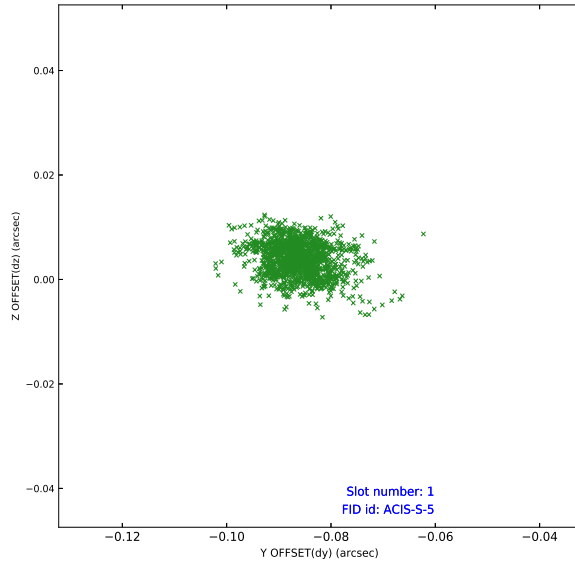


2.5 FID Slots

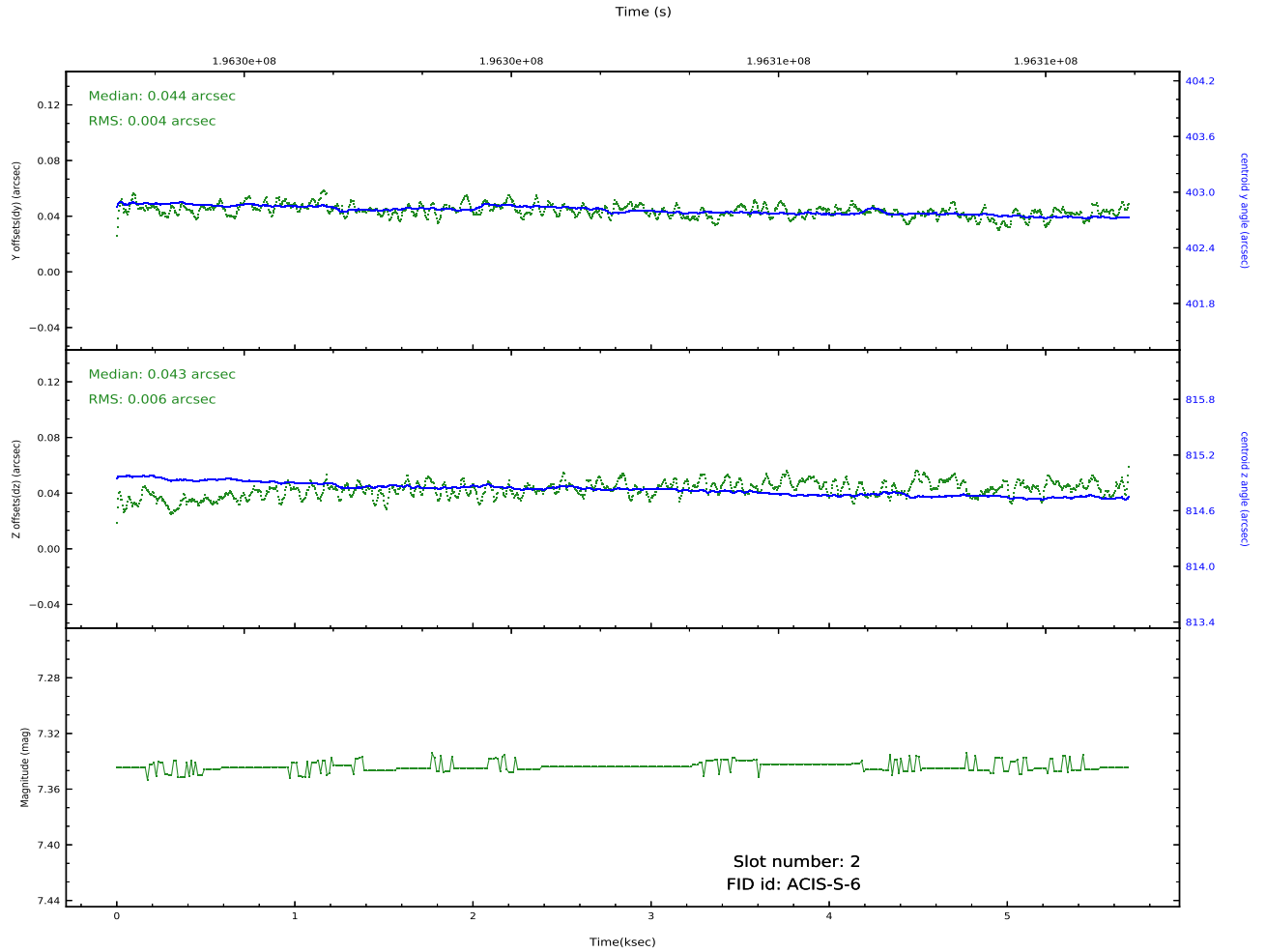
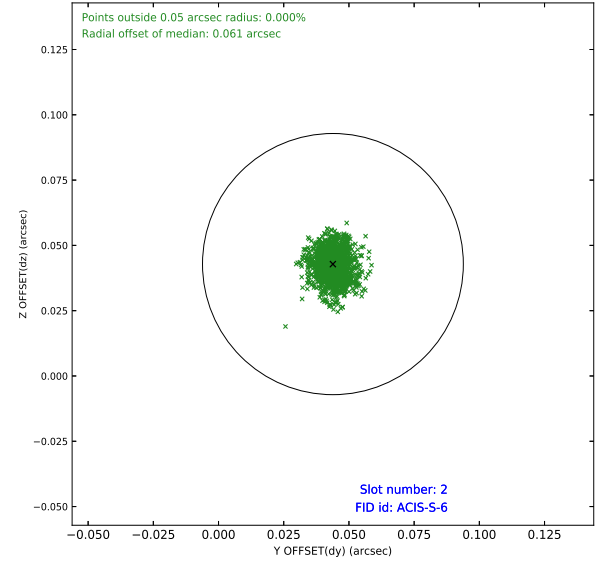
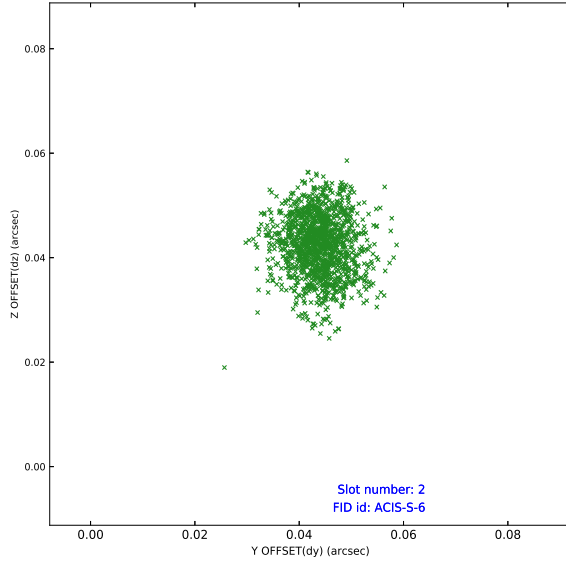
2.5.1 Slot 0



2.5.2 Slot 1



2.5.3 Slot 2



A Summary

A.1 Status

V&V Scientist	Francesca Civano
V&V Date (YYYY-MM-DD)	2020.09.24
V&V Edition	1
V&V Disposition and Status	OK
V&V Charge Time	4.963

A.2 Comments