

V&V Reference Report

L2 ASCDS Version : 10.9.1

Observation 4888 - L2 Version 5
Chandra X-Ray Center

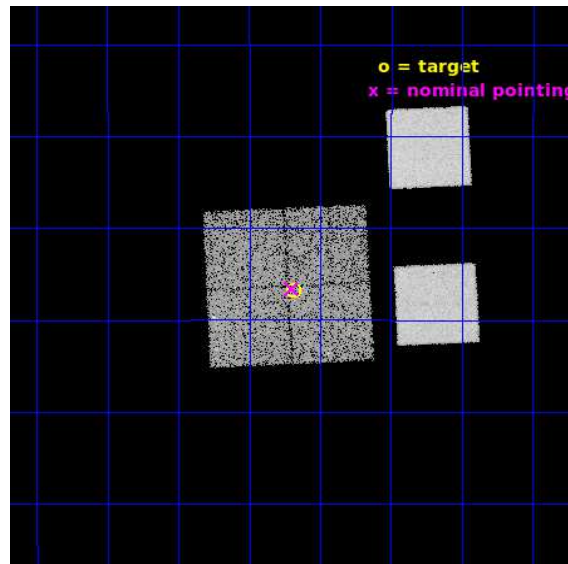
L2 Processing Date : Oct 1 2020

Contents

1	Front	2
2	OBI	3
2.1	OBI	3
2.1.1	Images	3
2.1.2	Bias	3
2.1.3	Parameters	4
2.1.4	Events	4
2.2	Compared Parameters	5
2.3	Aspect	6
2.4	Star Slots	9
2.4.1	Slot 3	9
2.4.2	Slot 4	10
2.4.3	Slot 5	11
2.4.4	Slot 6	12
2.4.5	Slot 7	13
2.5	FID Slots	14
2.5.1	Slot 0	14
2.5.2	Slot 1	15
2.5.3	Slot 2	16
A	Summary	17
A.1	Status	17
A.2	Comments	17

1 Front


seq_num	700970	Sequence number
obs_id	4888	Observation id
title	AGN in low-redshift Clusters of Galaxies	Proposal title
observer	Dr. Paul Martini	Principal investigator
object	Abell 85	Source name
dtcycle	0	
cycle	P	events from which exps? Prim/Second/Both
ra_targ	10.170417	Observer's specified target RA [deg]
dec_targ	-9.1125	Observer's specified target Dec [deg]
ra_nom	10.174787012617	Nominal RA [deg]
dec_nom	-9.1098622073163	Nominal Dec [deg]
roll_nom	87.186099601289	Nominal Roll [deg]
revision	5	Processing version of data
ontime	9753.599963665	Sum of GTIs [s]
livetime	9630.0940080123	Livetime [s]
ontime0	9743.876973033	Sum of GTIs [s]
ontime1	9753.599963665	Sum of GTIs [s]
ontime2	9740.6359827518	Sum of GTIs [s]
ontime3	9753.599963665	Sum of GTIs [s]
ontime5	9753.599963665	Sum of GTIs [s]
ontime7	9753.599963665	Sum of GTIs [s]
l2events	116186	Number of level 2 events




2 OBI

2.1 OBI

2.1.1 Images



2.1.2 Bias



2.1.3 Parameters

obi_num	1	Obi number	sched_exp_time	10000.000000	[s] Scheduled observation exposure time
ascdsver	10.9.1	Processing system revision	ontime	9753.599963665	Sum of GTIs [s]
caldsver	4.9.2	 	ontime0	9743.876973033	Sum of GTIs [s]
date	2020-10-01T21:34:43	Date and time of file creation	ontime1	9753.599963665	Sum of GTIs [s]
revision	5	Processing version of data	ontime2	9740.6359827518	Sum of GTIs [s]
			ontime3	9753.599963665	Sum of GTIs [s]
			ontime5	9753.599963665	Sum of GTIs [s]
			ontime7	9753.599963665	Sum of GTIs [s]
			l1events	500460	Number of level 1 events

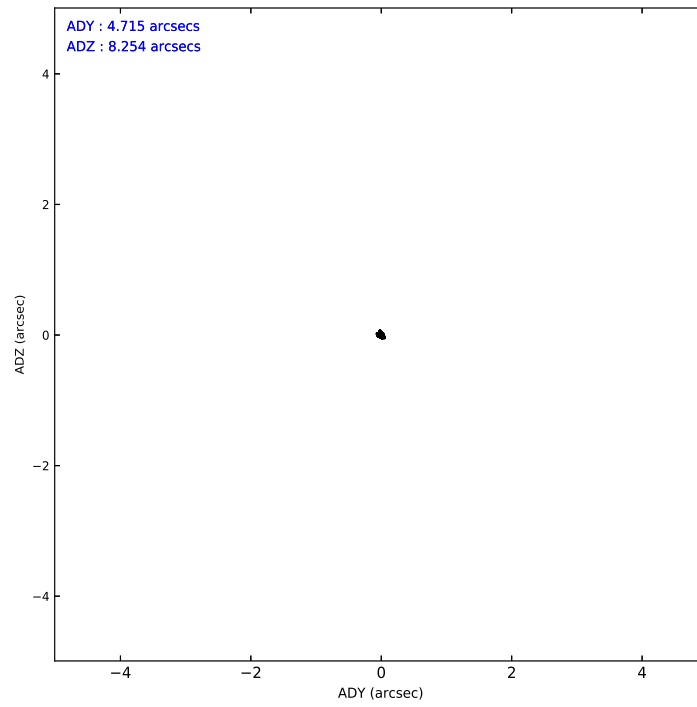
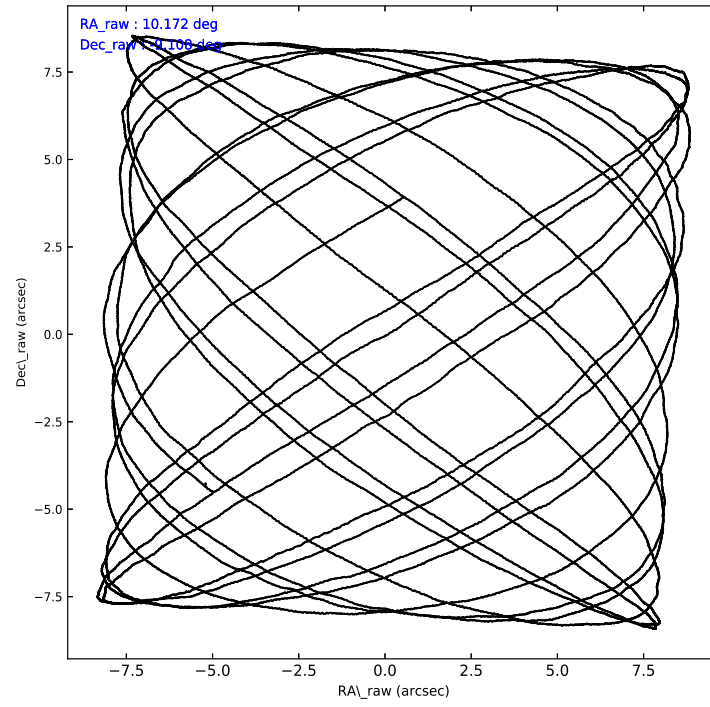
2.1.4 Events

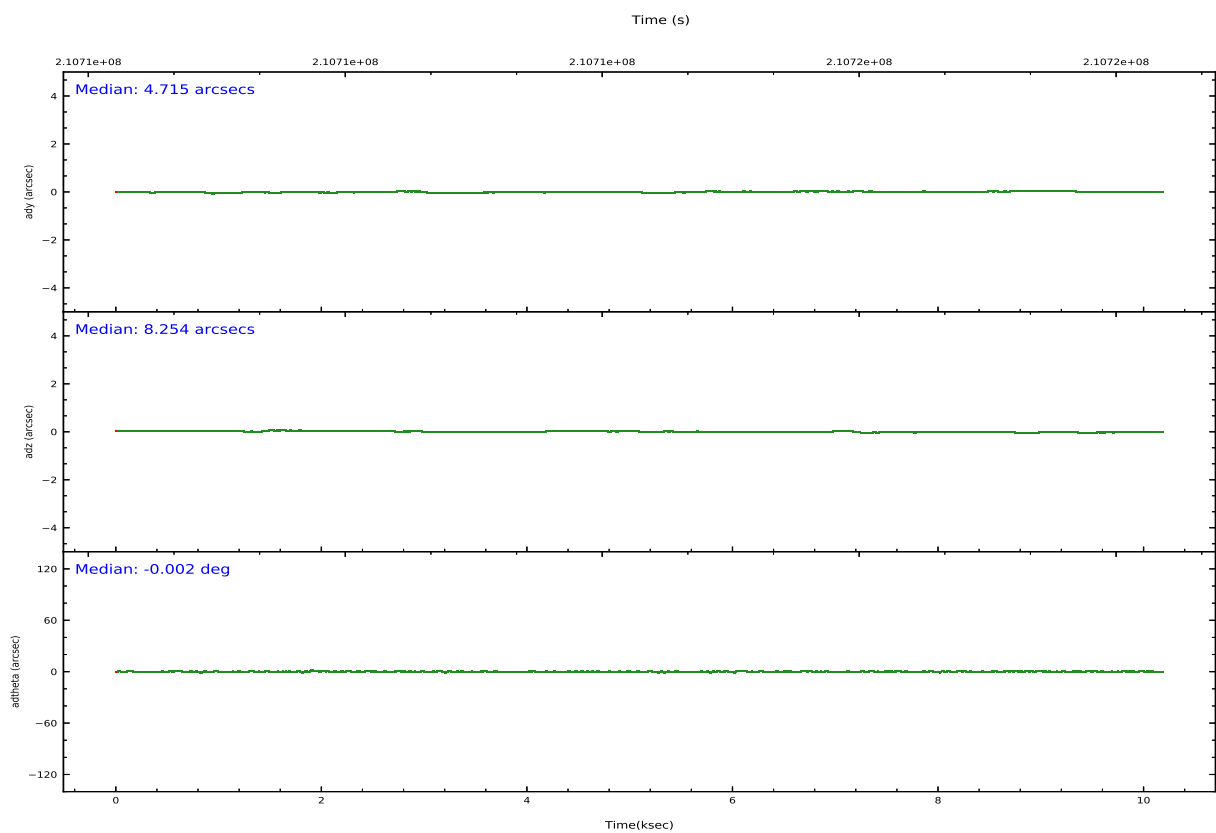
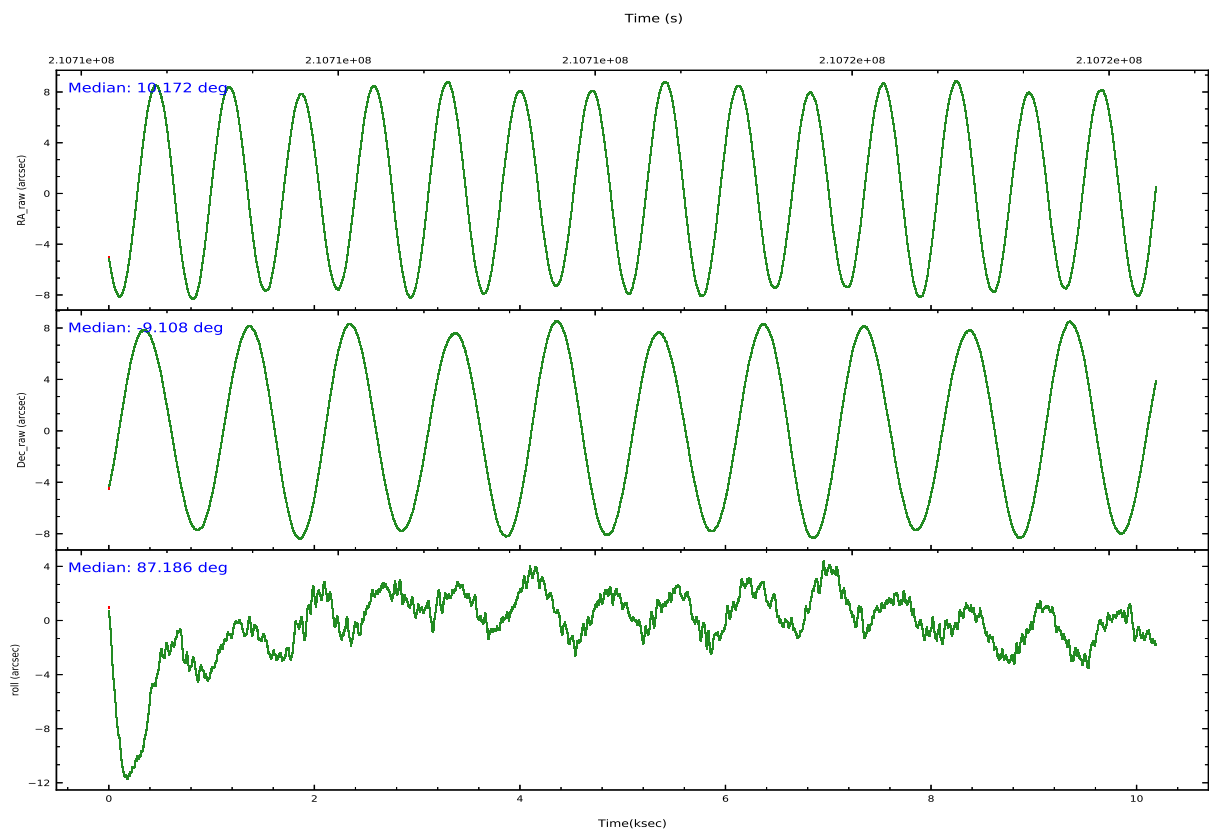
	ccd 0	ccd 1	ccd 2	ccd 3	ccd 5	ccd 7		ccd 0	ccd 1	ccd 2	ccd 3	ccd 5	ccd 7
level 1 events	67507	68057	72044	73738	119723	99391	grade 0 events	3912	4445	3631	3883	11616	3696
rejected events	58431	57845	63674	65071	62493	58418		5%	6%	5%	5%	9%	3%
rejected %	86%	84%	88%	88%	52%	58%	grade 1 events	46	32	39	51	316	100
								0%	0%	0%	0%	0%	0%
							grade 2 events	1992	2042	1713	1595	14973	7978
								2%	3%	2%	2%	12%	8%
							grade 3 events	894	947	789	831	2138	3574
								1%	1%	1%	1%	1%	3%
							grade 4 events	813	945	780	844	1850	3752
								1%	1%	1%	1%	1%	3%
							grade 5 events	3176	3040	2890	3400	8497	9558
								4%	4%	4%	4%	7%	9%
							grade 6 events	1467	1840	1462	1519	26693	21988
								2%	2%	2%	2%	22%	22%
							grade 7 events	55207	54766	60740	61615	53640	48745
								81%	80%	84%	83%	44%	49%

2.2 Compared Parameters

Parameter	Planned	Actual	Parameter	Planned	Actual
Instrument	ACIS	ACIS	Obspar version number	8	8
Detector	ACIS-012357	ACIS-012357	Obspar file type	PREDICTED	ACTUAL
Grating	NONE	NONE	Obspar update status	NONE	UPDATED
Data mode	VFAINT	VFAINT	Number of optional ACIS chips dropped	0	0
Observation mode	POINTING	POINTING	On-chip summing requested	N	N
[deg] Pointing RA	10.185227	10.174787012617	Subarray requested	NONE	NONE
[deg] Pointing Dec	-9.132629	-9.109862207316301	Alternating exposures requested	N	N
[deg] Pointing Roll	86.981678	87.186099601289	[s] Primary exposure time	0.000000	3.2
[mm] SIM focus pos	-0.782348	-0.7809083437167272			
[mm] SIM defocus	0	0.001439871863259334			
[mm] SIM translation stage pos	-233.592463	-233.5874344608287			
[mm] SIM translation stage offset	0	-0.005018542100998502			
[s] Observation start time (MET)	210707957.184000	210707581.19147			
Observation start date	2004-09-04T17:58:13	2004-09-04T17:53:01			
[s] Observation end time (MET)	210717957.184000	210718832.61697			
Observation end date	2004-09-04T20:44:53	2004-09-04T21:00:32			
Read mode	TIMED	TIMED			

2.3 Aspect



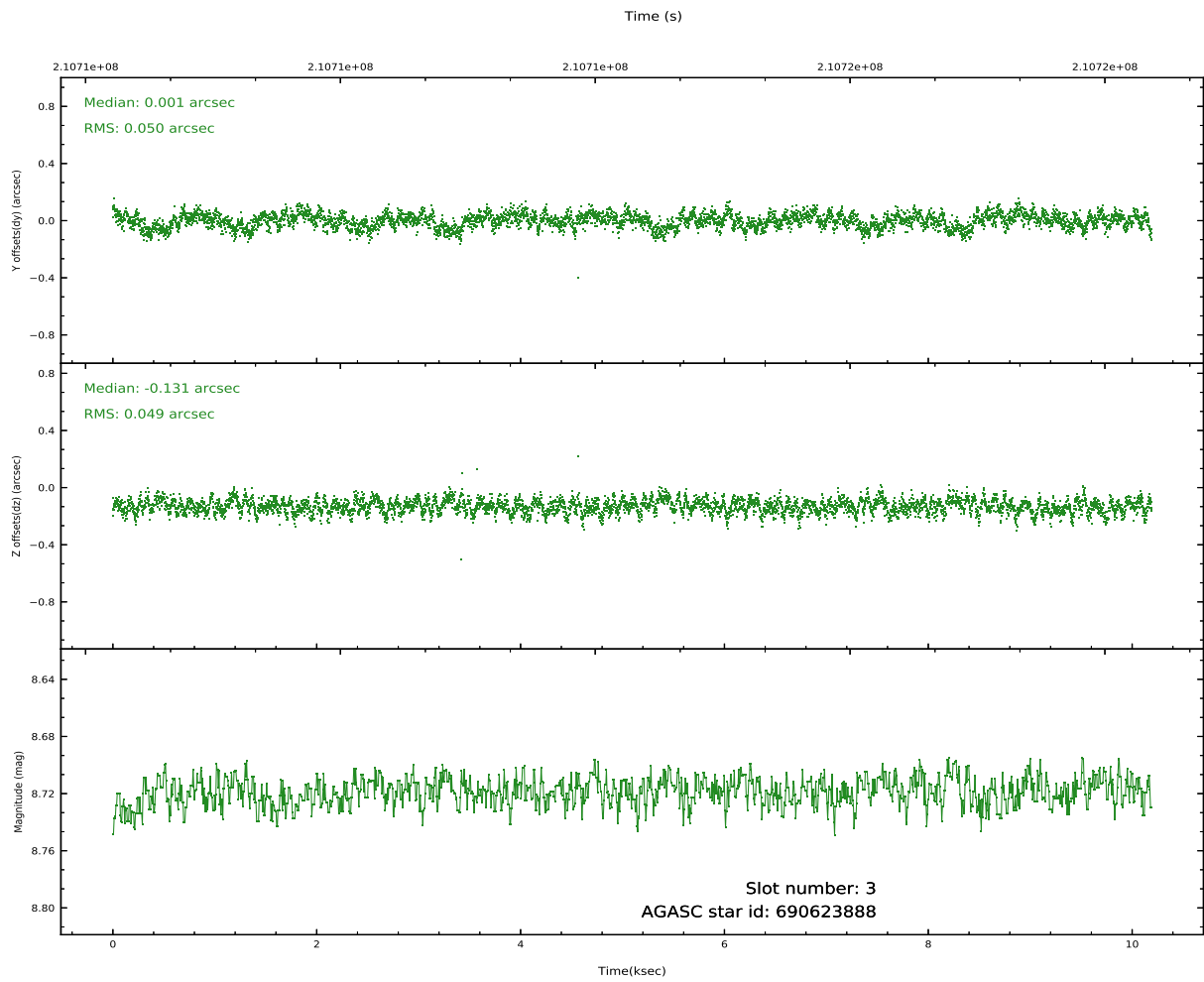
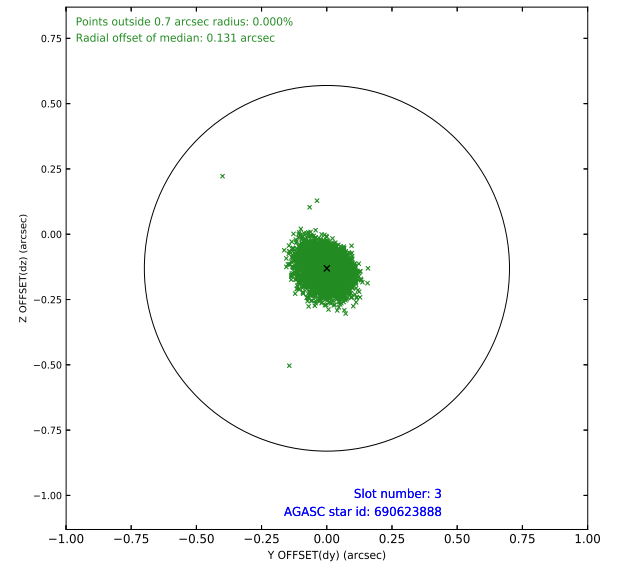
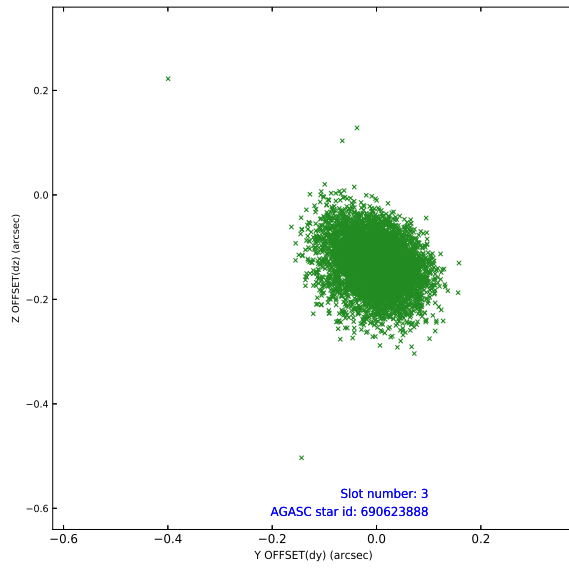


Slot Statistics

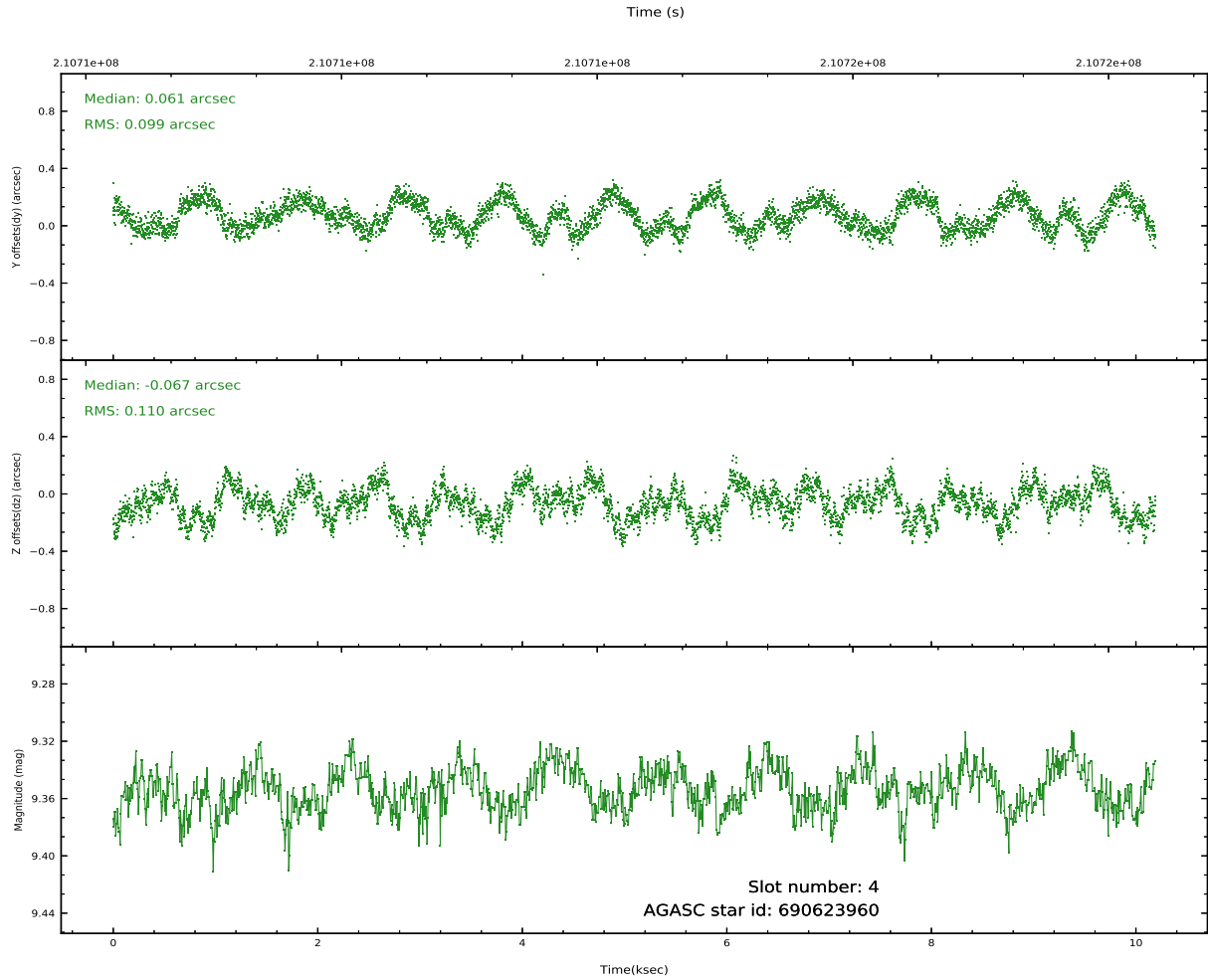
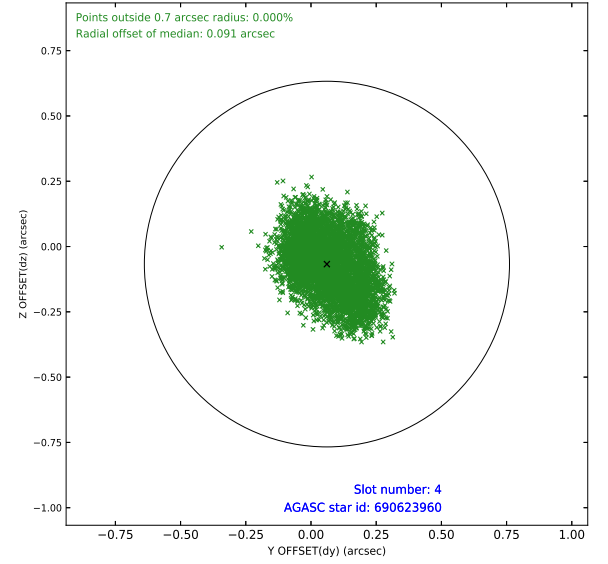
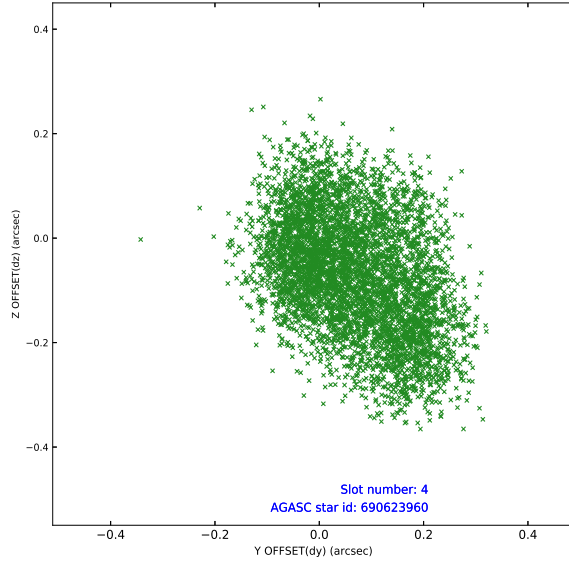
pt	status	used	id	mag	n_pts	frac_pts	med_dy	med_dz	dr1	dr2	ra	dec	mean_y	mea
0	FID		ACIS-I-1	7.24	2486	1.000	0.043	0.002	0.006	0.011	0.000000	0.000000	935.08	-831
1	FID		ACIS-I-5	7.22	2486	1.000	-0.208	0.052	0.006	0.010	0.000000	0.000000	-1813.00	1065
2	FID		ACIS-I-6	7.25	2486	1.000	0.073	0.016	0.007	0.011	0.000000	0.000000	400.08	1710
3	GUIDE	used	690623888	8.72	4971	1.000	0.001	-0.131	0.074	0.120	10.089843	-9.212040	-303.08	323
4	GUIDE	used	690623960	9.35	4972	1.000	0.061	-0.067	0.162	0.245	10.570675	-9.168103	-55.60	-1374
5	GUIDE	used	690625136	9.71	4972	1.000	-0.117	0.073	0.153	0.248	10.395190	-8.489346	2352.05	-624
6	GUIDE	used	690625776	9.15	4967	1.000	-0.072	0.042	0.101	0.160	10.846019	-9.315741	-535.58	-2380
7	GUIDE	used	690632656	9.26	4964	1.000	0.119	0.076	0.090	0.145	10.397747	-9.674983	-1909.95	-856

2.4 Star Slots

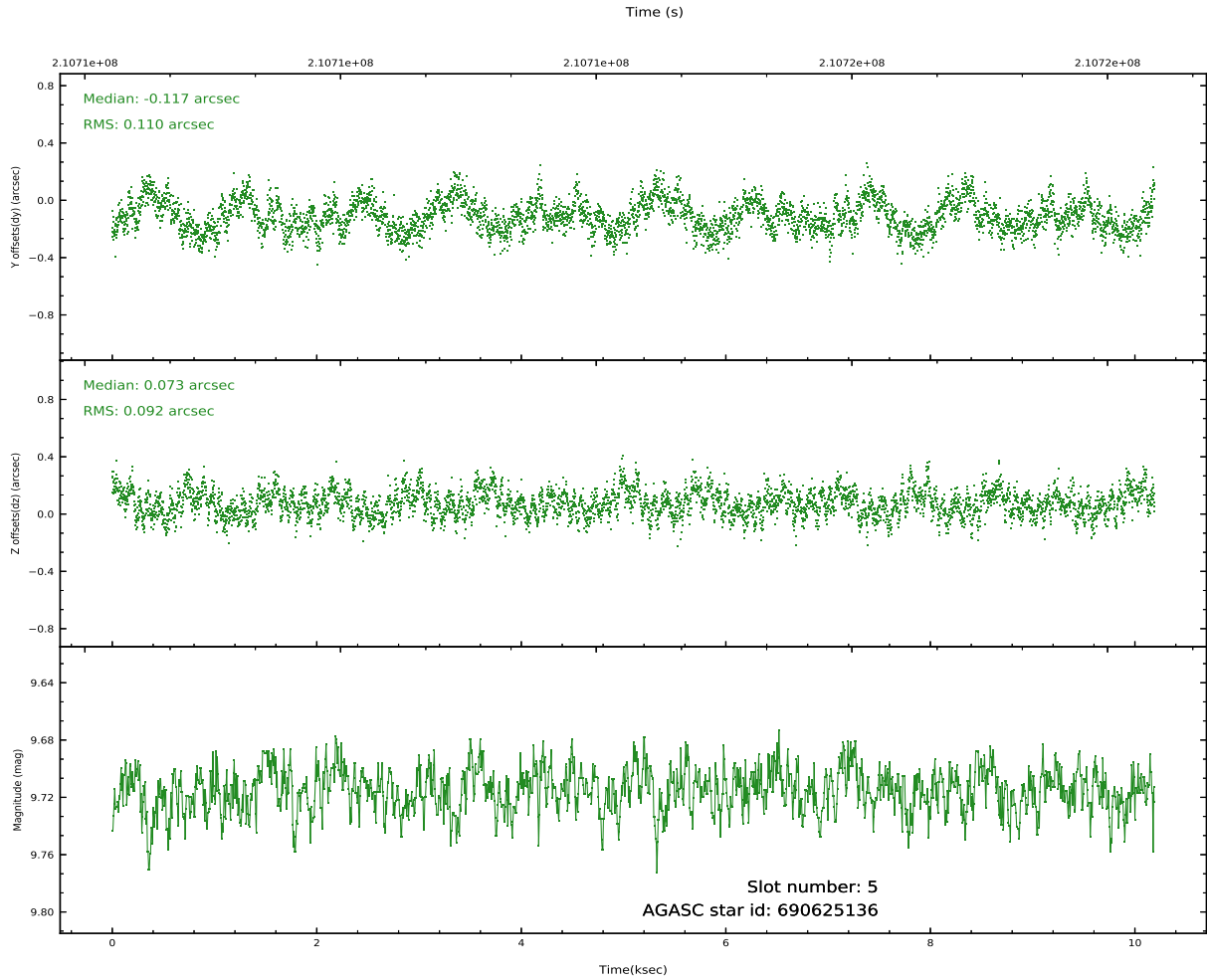
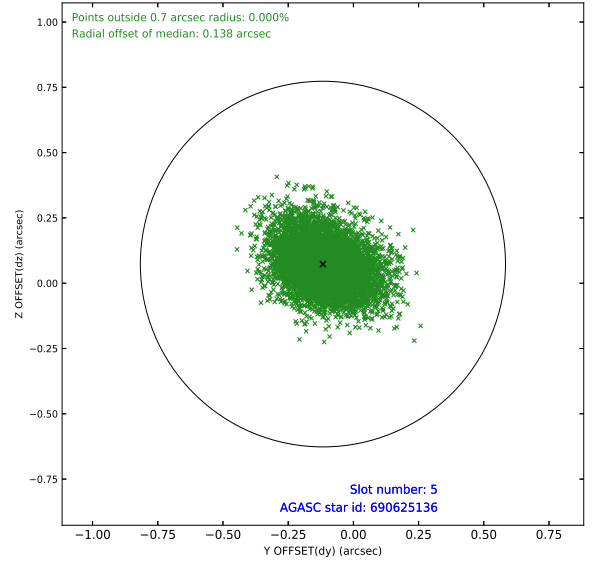
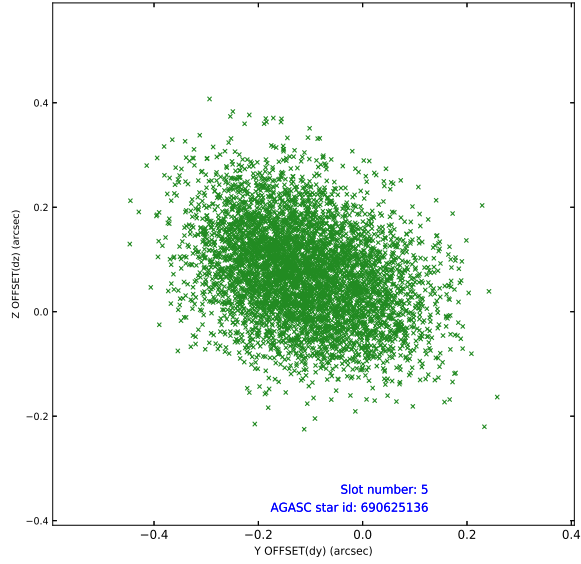
2.4.1 Slot 3



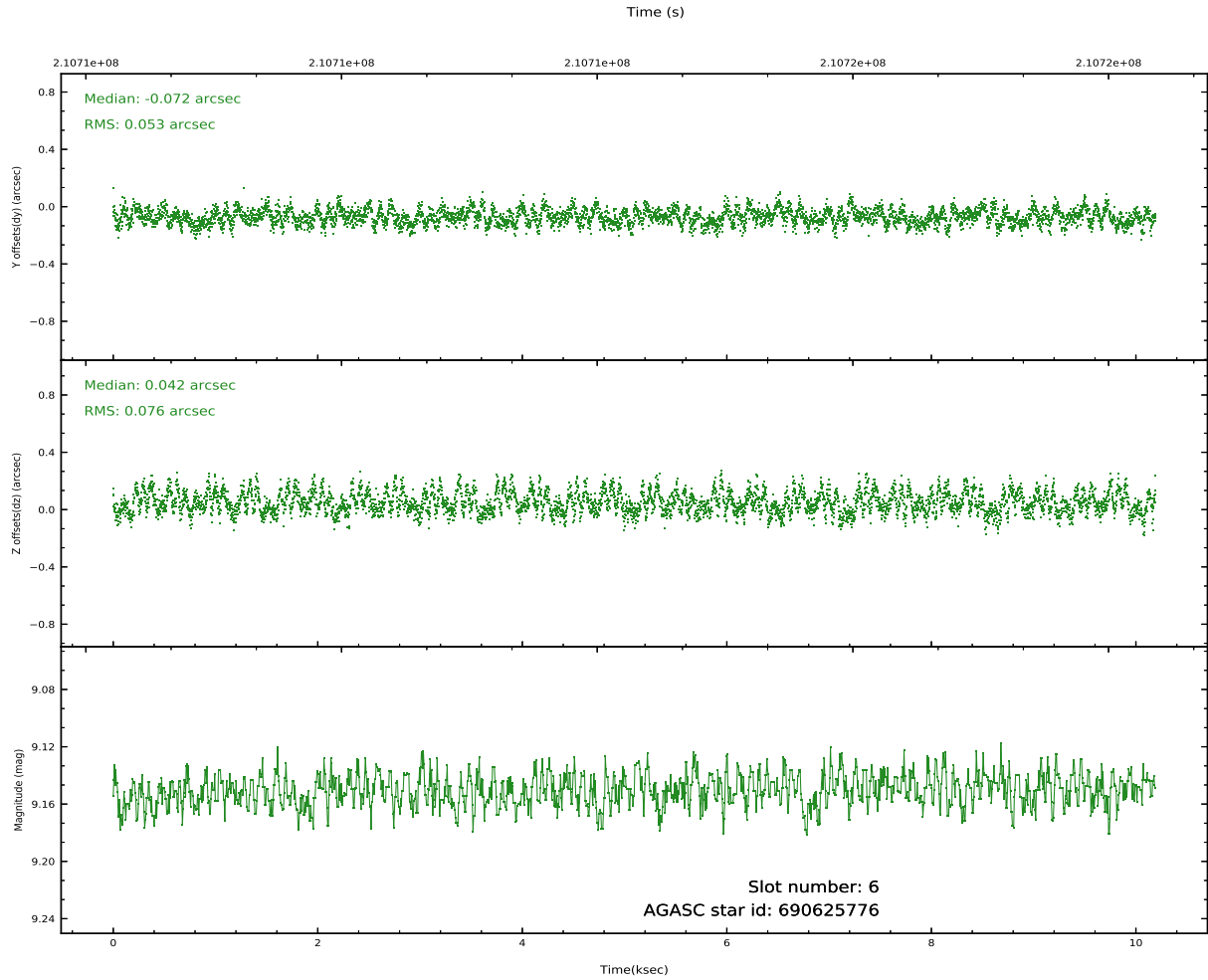
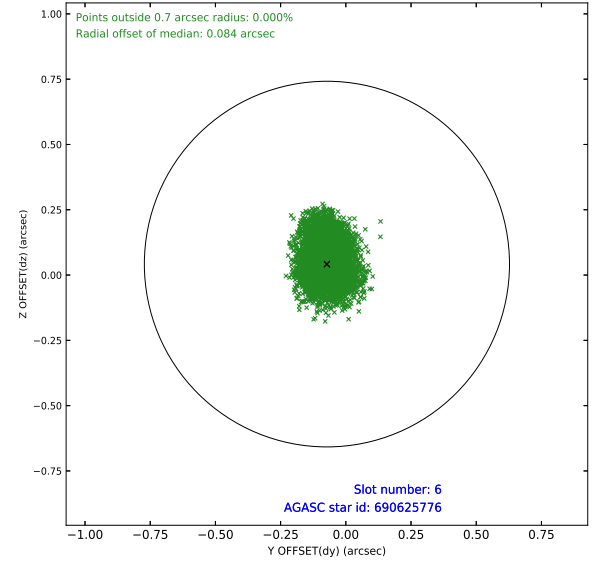
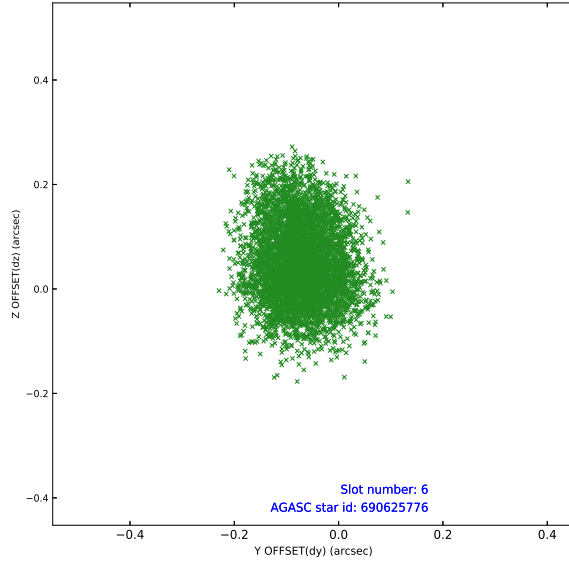
2.4.2 Slot 4



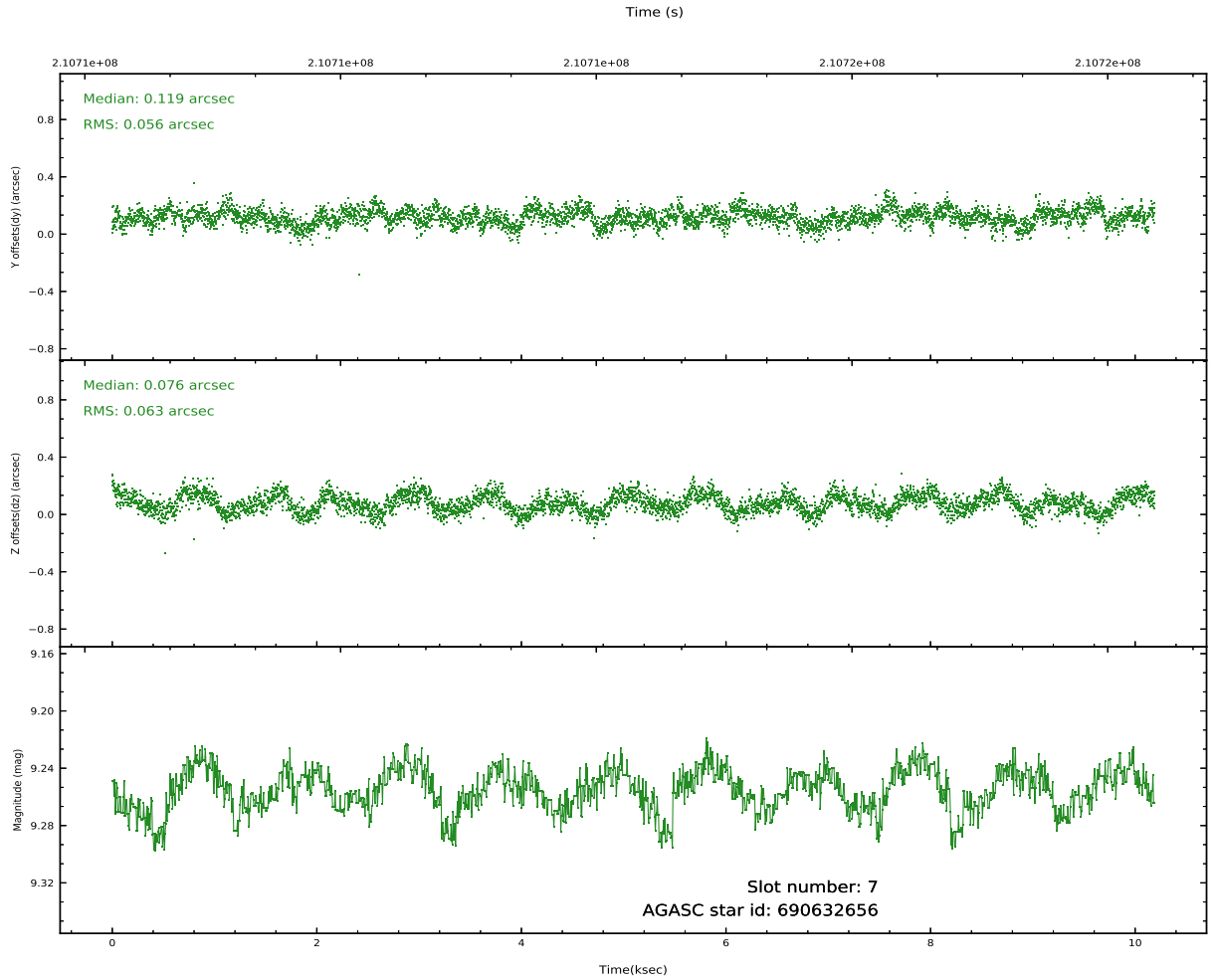
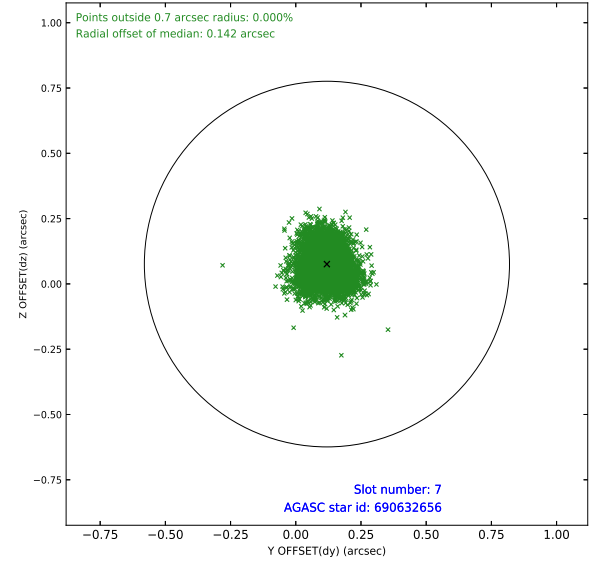
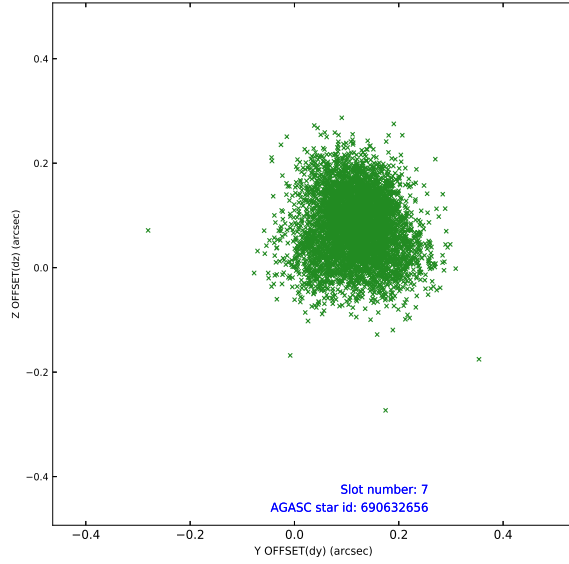
2.4.3 Slot 5



2.4.4 Slot 6

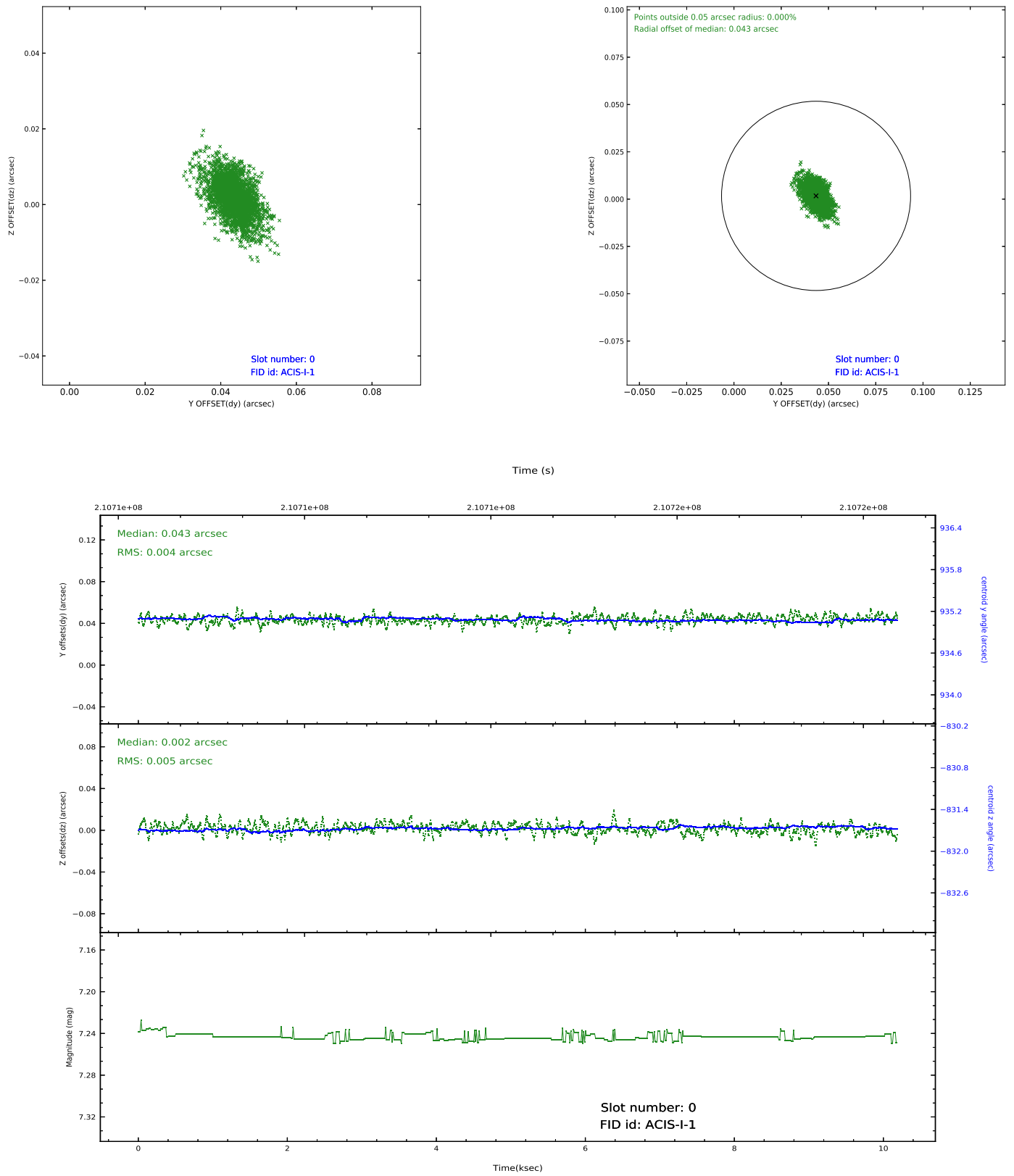


2.4.5 Slot 7

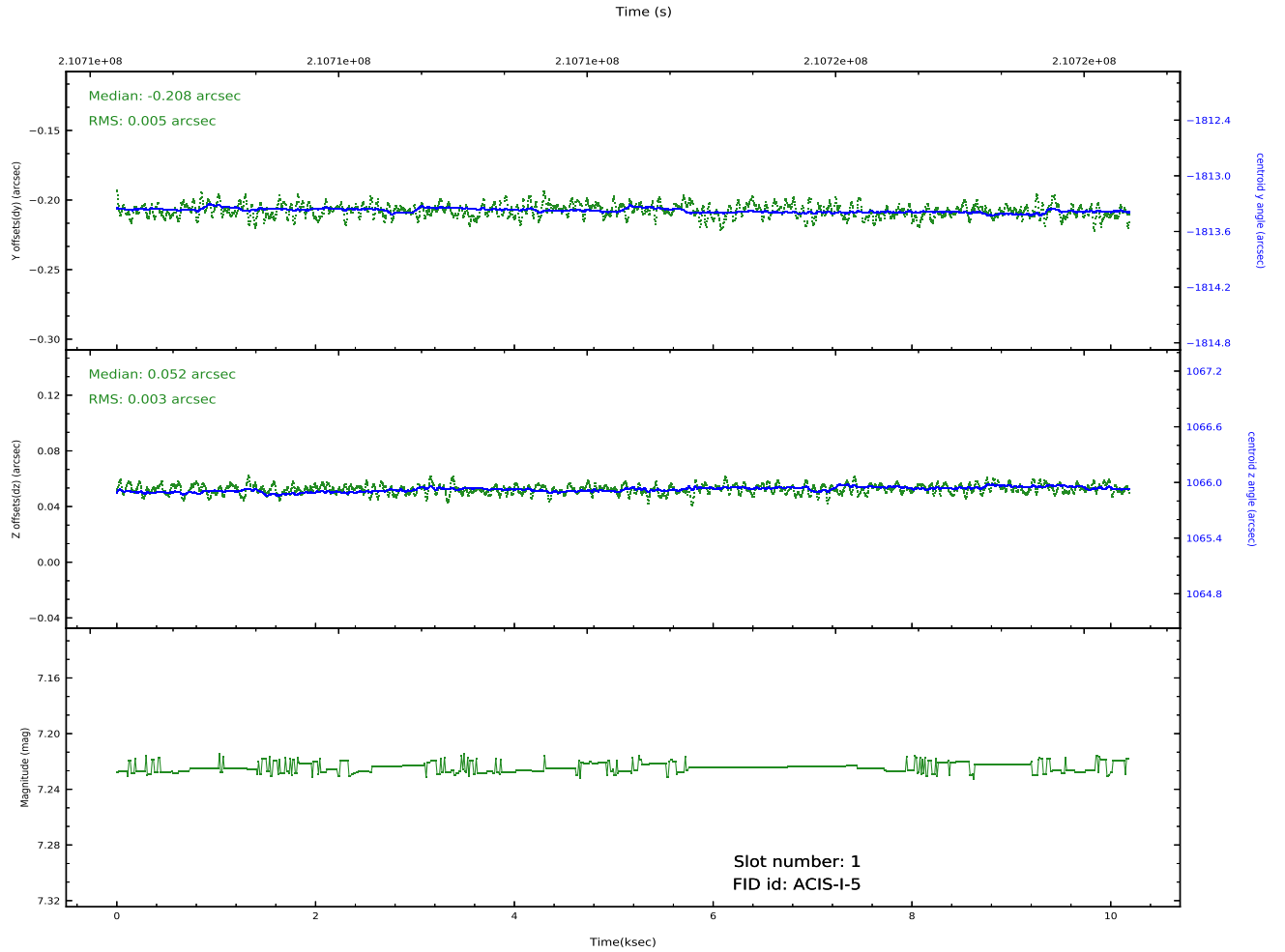
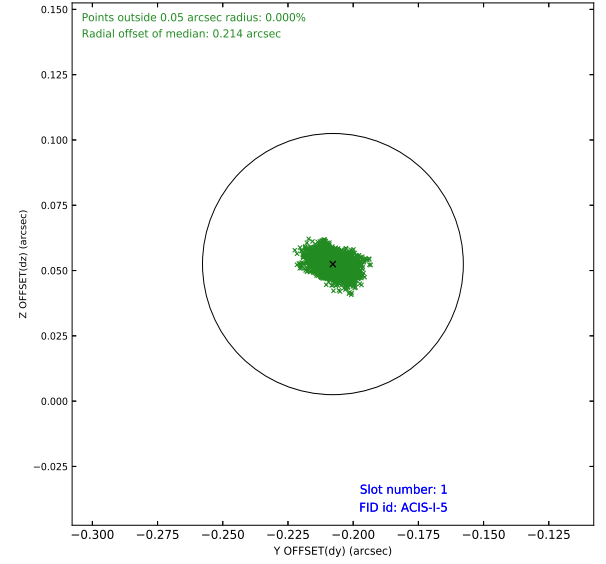
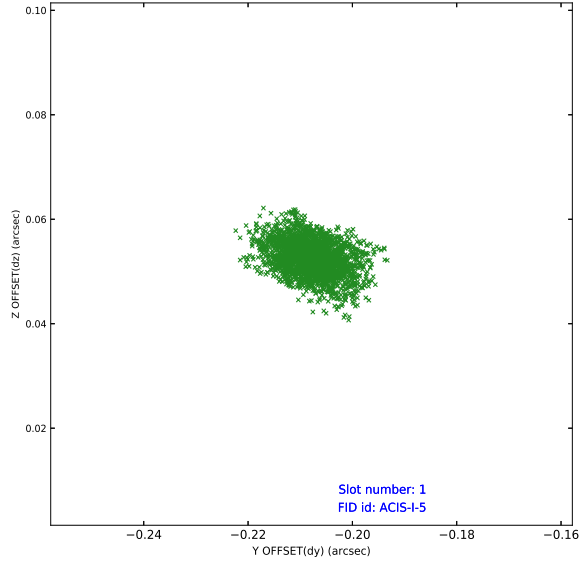


2.5 FID Slots

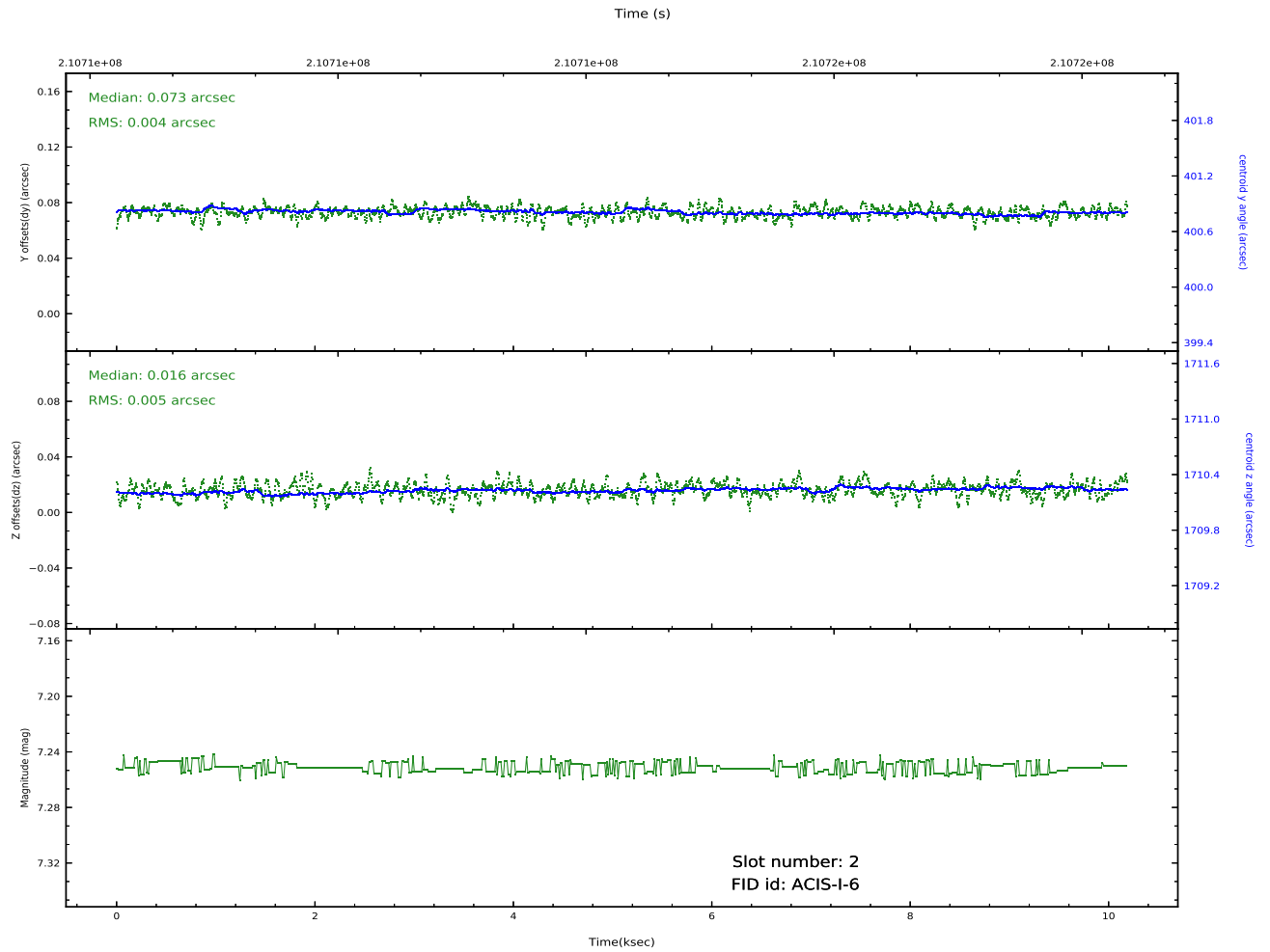
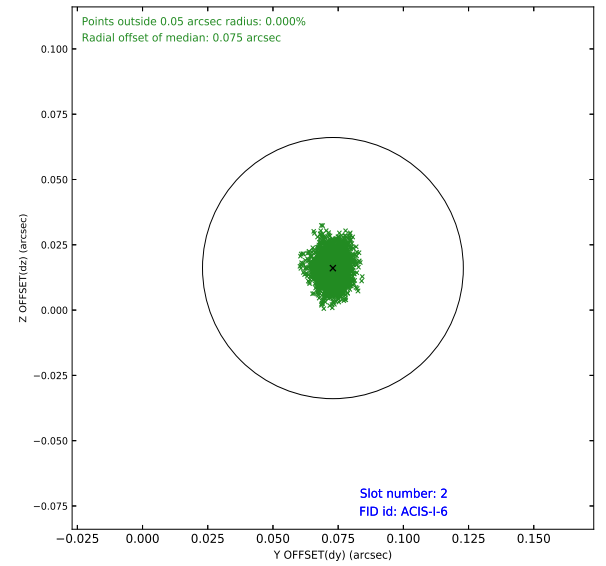
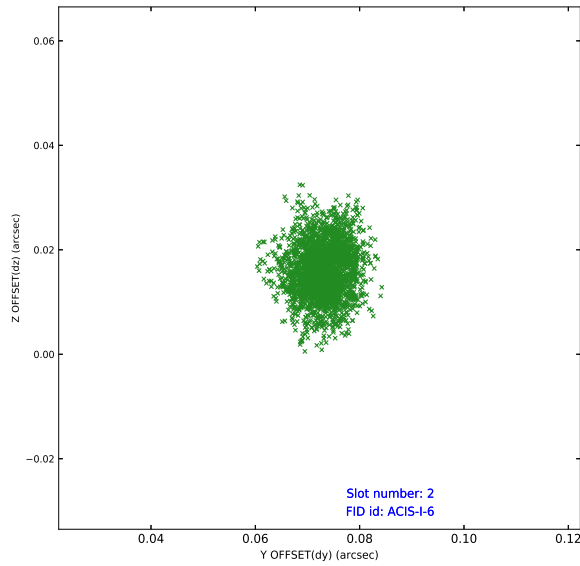
2.5.1 Slot 0



2.5.2 Slot 1



2.5.3 Slot 2



A Summary

A.1 Status

V&V Scientist	Beth Sundheim
V&V Date (YYYY-MM-DD)	2020.10.01
V&V Edition	1
V&V Disposition and Status	OK
V&V Charge Time	9.753

A.2 Comments