

V&V Reference Report

L2 ASCDS Version : 8.4.3

Observation 7217 - L2 Version 2
Chandra X-Ray Center

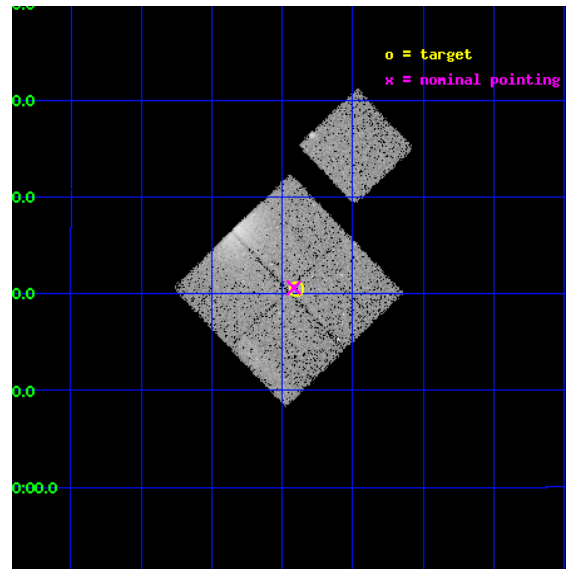
L2 Processing Date : Mar 16 2012

Contents

1	Front	2
2	OBI	3
2.1	OBI	3
2.1.1	Images	3
2.1.2	Bias	3
2.1.3	Parameters	4
2.1.4	Events	4
2.2	Compared Parameters	5
2.3	Aspect	6
2.4	Star Slots	9
2.4.1	Slot 3	9
2.4.2	Slot 4	10
2.4.3	Slot 5	11
2.4.4	Slot 6	12
2.4.5	Slot 7	13
2.5	FID Slots	14
2.5.1	Slot 0	14
2.5.2	Slot 1	15
2.5.3	Slot 2	16
A	Summary	17
A.1	Status	17
A.2	Comments	17

1 Front


seq_num	800562	Sequence number
obs_id	7217	Observation id
title	Temperature profiles of relaxed galaxy clusters	Proposal title
observer	Dr Stephen Murray	Principal investigator
object	A478_OFFSET2	Source name
dtcycle	0	
cycle	P	events from which exps? Prim/Second/Both
ra_targ	63.225	Observer's specified target RA [deg]
dec_targ	10.341667	Observer's specified target Dec [deg]
ra_nom	63.229331326772	Nominal RA [deg]
dec_nom	10.343534327514	Nominal Dec [deg]
roll_nom	46.20790131376	Nominal Roll [deg]
revision	2	Processing version of data
ontime	18556.55895412	Sum of GTIs [s]
livetime	18314.103850244	Livetime [s]
ontime0	18556.558984011	Sum of GTIs [s]
ontime1	18559.699964285	Sum of GTIs [s]
ontime2	18556.558954149	Sum of GTIs [s]
ontime3	18556.55895412	Sum of GTIs [s]
ontime6	18559.699964285	Sum of GTIs [s]
l2events	69125	Number of level 2 events




2 OBI

2.1 OBI

2.1.1 Images



2.1.2 Bias



2.1.3 Parameters

obi_num	0	Obi number	sched_exp_time	18450.000000	[s] Scheduled observation exposure time
ascdsver	8.4.3	Processing system revision	ontime	18556.55895412	Sum of GTIs [s]
caldsver	4.4.8	 	ontime0	18556.558984011	Sum of GTIs [s]
date	2012-03-17T01:12:12	Date and time of file creation	ontime1	18559.699964285	Sum of GTIs [s]
revision	2	Processing version of data	ontime2	18556.558954149	Sum of GTIs [s]
			ontime3	18556.55895412	Sum of GTIs [s]
			ontime6	18559.699964285	Sum of GTIs [s]
			l1events	670820	Number of level 1 events

2.1.4 Events

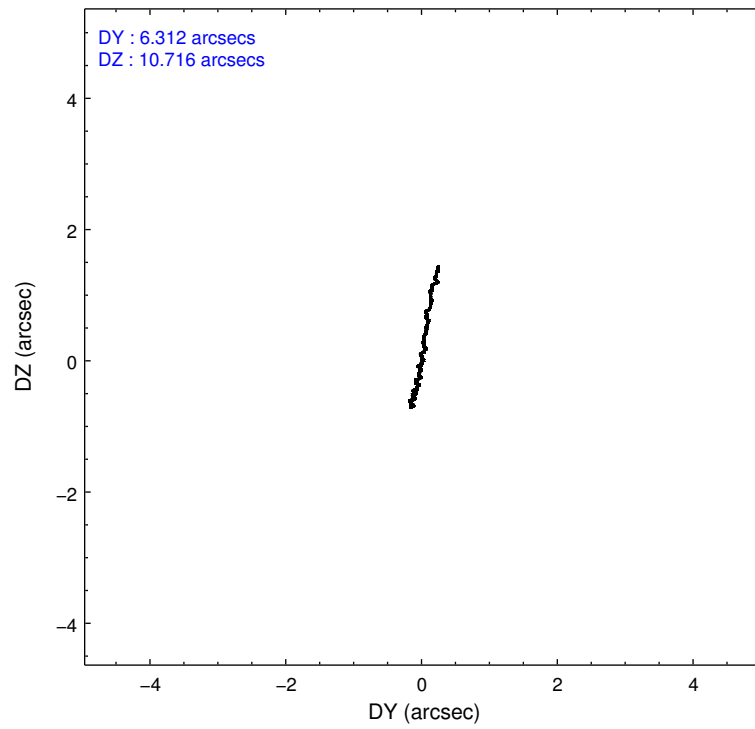
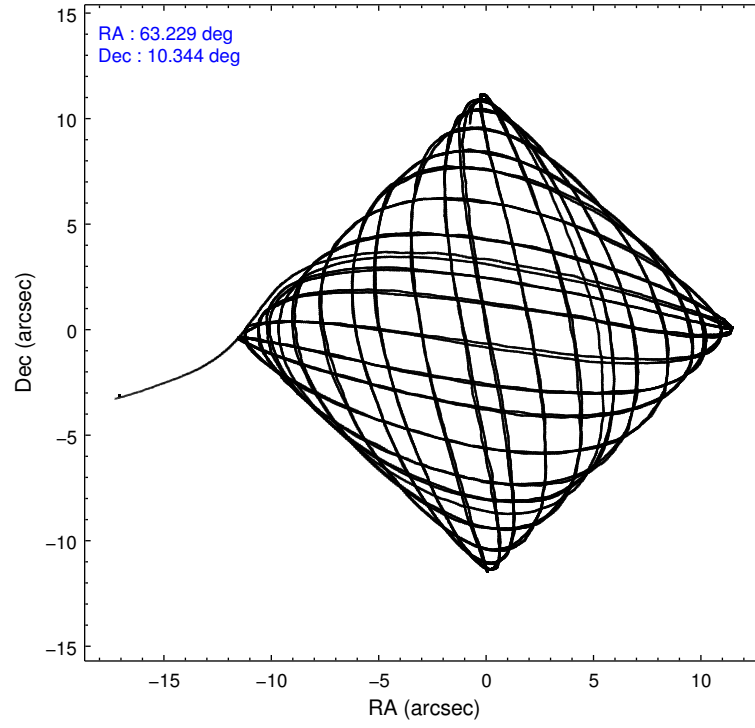
	ccd 0	ccd 1	ccd 2	ccd 3	ccd 6
level 1 events	130286	123404	152192	132983	131955
rejected events	111342	109109	129726	120578	118764
rejected %	85%	88%	85%	90%	90%

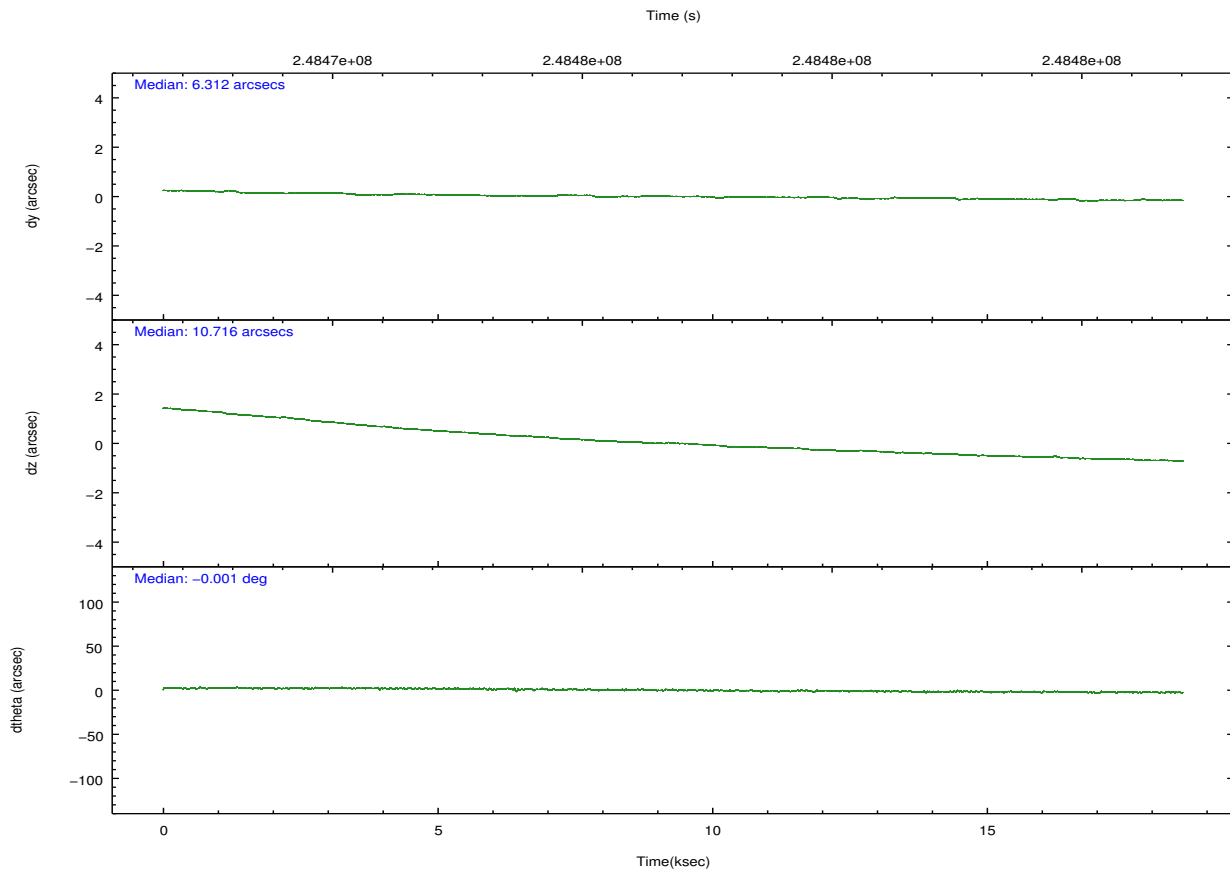
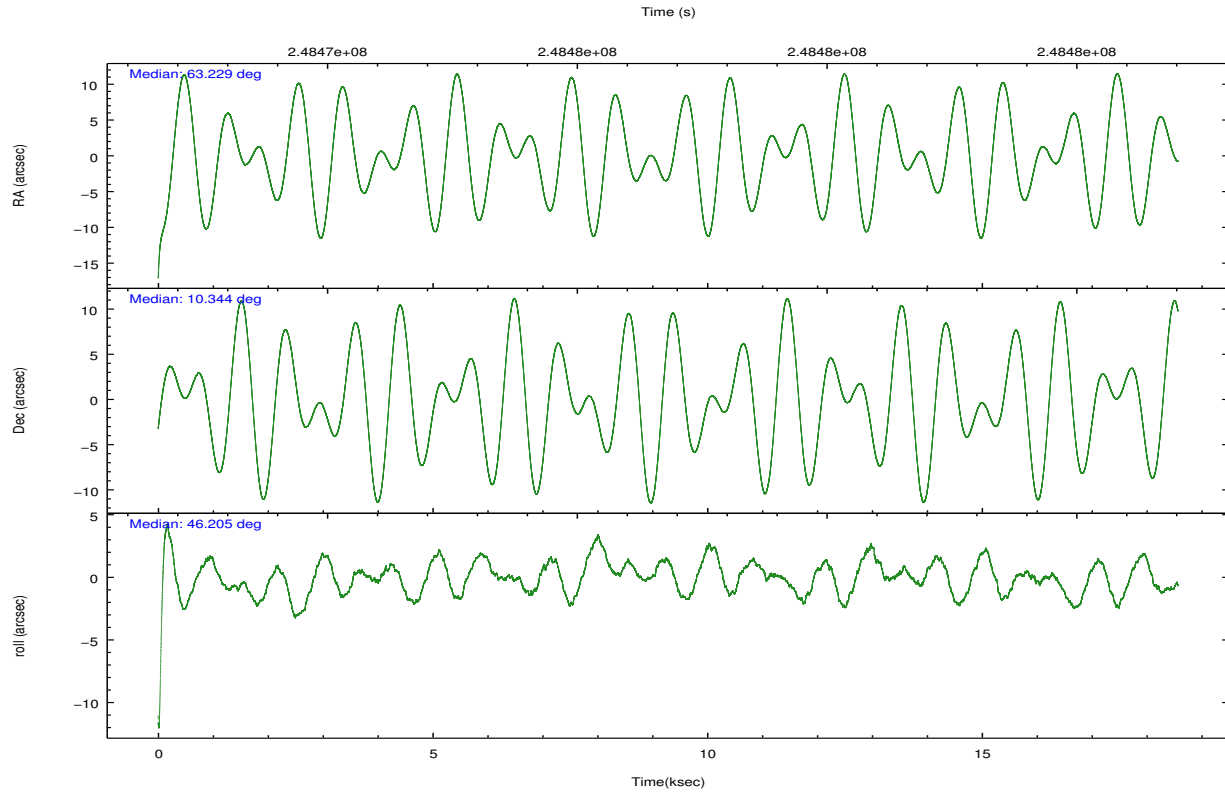
	ccd 0	ccd 1	ccd 2	ccd 3	ccd 6
grade 0 events	9731	5386	12672	4829	5042
	7%	4%	8%	3%	3%
grade 1 events	100	62	120	96	56
	0%	0%	0%	0%	0%
grade 2 events	3754	3335	4218	2782	2910
	2%	2%	2%	2%	2%
grade 3 events	1729	1655	1754	1428	1495
	1%	1%	1%	1%	1%
grade 4 events	1633	1515	1838	1461	1518
	1%	1%	1%	1%	1%
grade 5 events	4528	5100	4278	5304	5181
	3%	4%	2%	3%	3%
grade 6 events	2675	3003	2579	2438	2812
	2%	2%	1%	1%	2%
grade 7 events	106136	103348	124733	114645	112941
	81%	83%	81%	86%	85%

2.2 Compared Parameters

Parameter	Planned	Actual	Parameter	Planned	Actual
Instrument	ACIS	ACIS	Obspar format version number	7	7
Detector	ACIS-01236	ACIS-01236	Obspar file type	PREDICTED	ACTUAL
Grating	NONE	NONE	Obspar update status	NONE	UPDATED
Data mode	VFAINT	VFAINT	Number of optional ACIS chips dropped	0	0
Observation mode	POINTING	POINTING	On-chip summing requested	N	N
[deg] Pointing RA	63.222805	63.22933132677177	Subarray requested	NONE	NONE
[deg] Pointing Dec	10.316874	10.34353432751431	Alternating exposures requested	N	N
[deg] Pointing Roll	46.000390	46.20790131375956	[s] Primary exposure time	0.000000	3.1
[mm] SIM focus pos	-0.782348	-0.7809083437167272			
[mm] SIM defocus	0	0.001439871863259334			
[mm] SIM translation stage pos	-233.592463	-233.5874344608287			
[mm] SIM translation stage offset	0	-0.005018542100998502			
[s] Observation start time (MET)	248467646.184000	248466286.90623			
Observation start date	2005-11-15T18:46:22	2005-11-15T18:24:46			
[s] Observation end time (MET)	248486096.184000	248486867.88218			
Observation end date	2005-11-15T23:53:52	2005-11-16T00:07:47			
Read mode	TIMED	TIMED			

2.3 Aspect



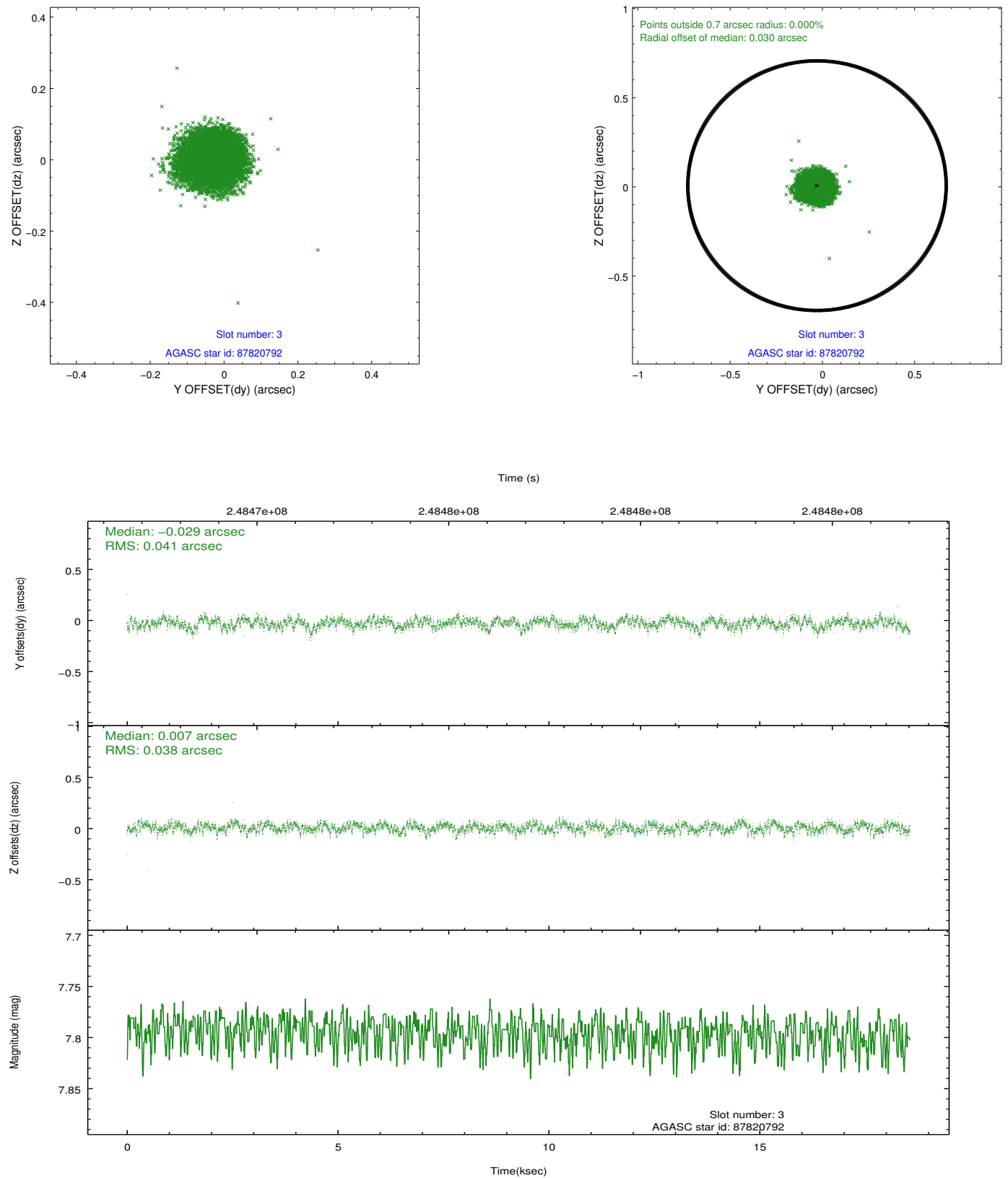


Slot Statistics

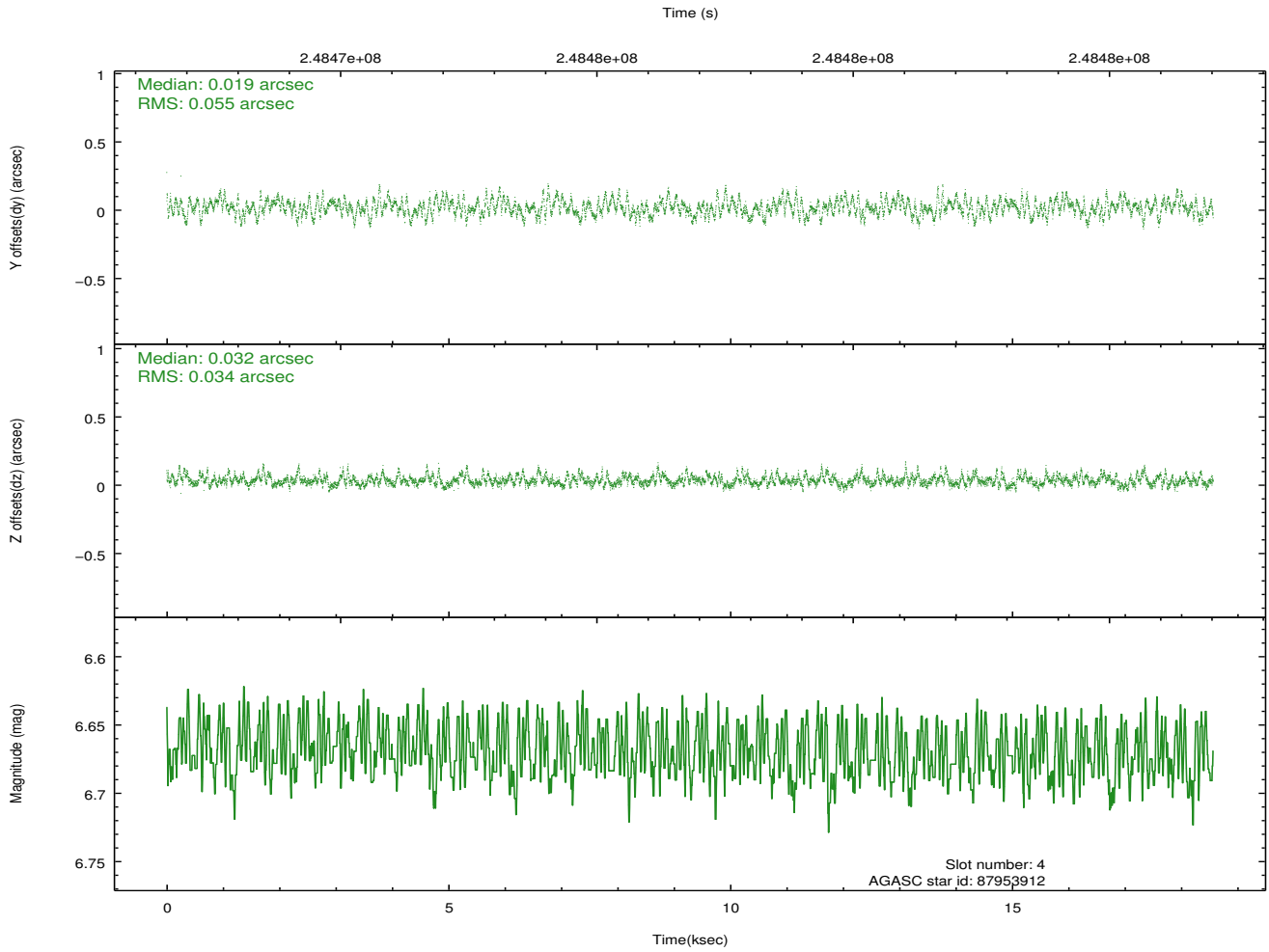
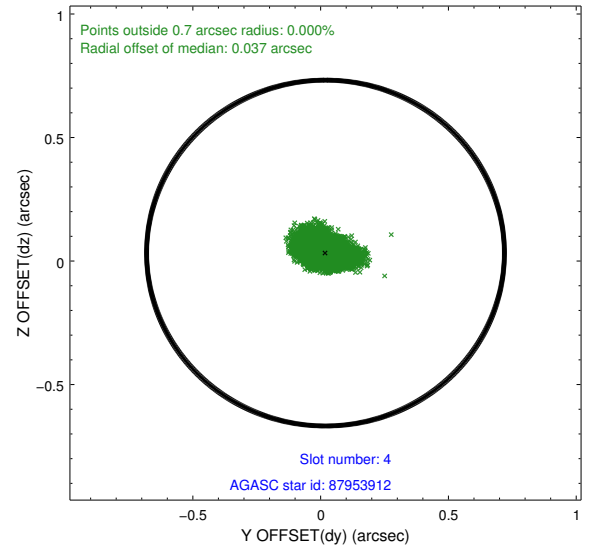
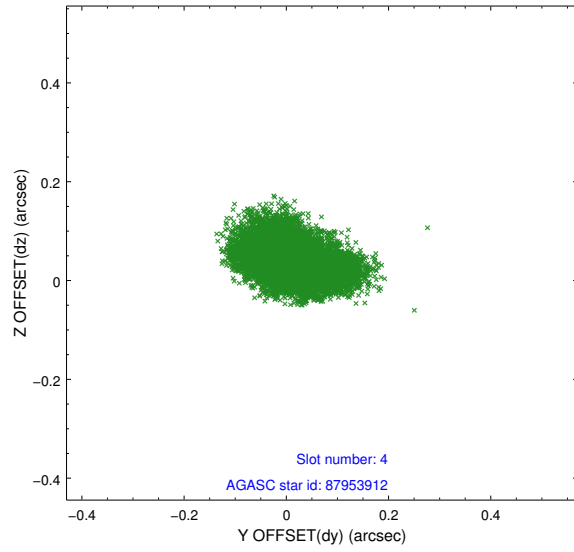
slot	status	id	mag	n_pts	med_dy	med_dz	dr1	dr2	ra	dec	mean_y	mean_z
0	FID	ACIS-I-1	7.25	4529	0.027	-0.015	0.023	0.030	0.000000	0.000000	933.40	-834.35
1	FID	ACIS-I-5	7.23	4529	-0.157	0.044	0.016	0.027	0.000000	0.000000	-1814.75	1063.13
2	FID	ACIS-I-6	7.26	4529	0.038	0.039	0.014	0.027	0.000000	0.000000	398.76	1707.83
3	GUIDE	87820792	7.79	9055	-0.029	0.007	0.060	0.094	63.068647	9.650157	-2106.35	-1273.82
4	GUIDE	87953912	6.67	9058	0.019	0.032	0.068	0.116	63.394036	10.212467	151.16	-697.73
5	GUIDE	87954016	9.27	9051	0.084	-0.062	0.089	0.148	63.197646	10.607026	689.69	789.17
6	GUIDE	87954552	8.33	9054	-0.030	-0.157	0.051	0.086	63.195345	11.171305	2145.51	2206.54
7	GUIDE	87950304	8.06	9043	-0.050	0.176	0.069	0.109	63.753878	10.748130	2423.02	-271.18

2.4 Star Slots

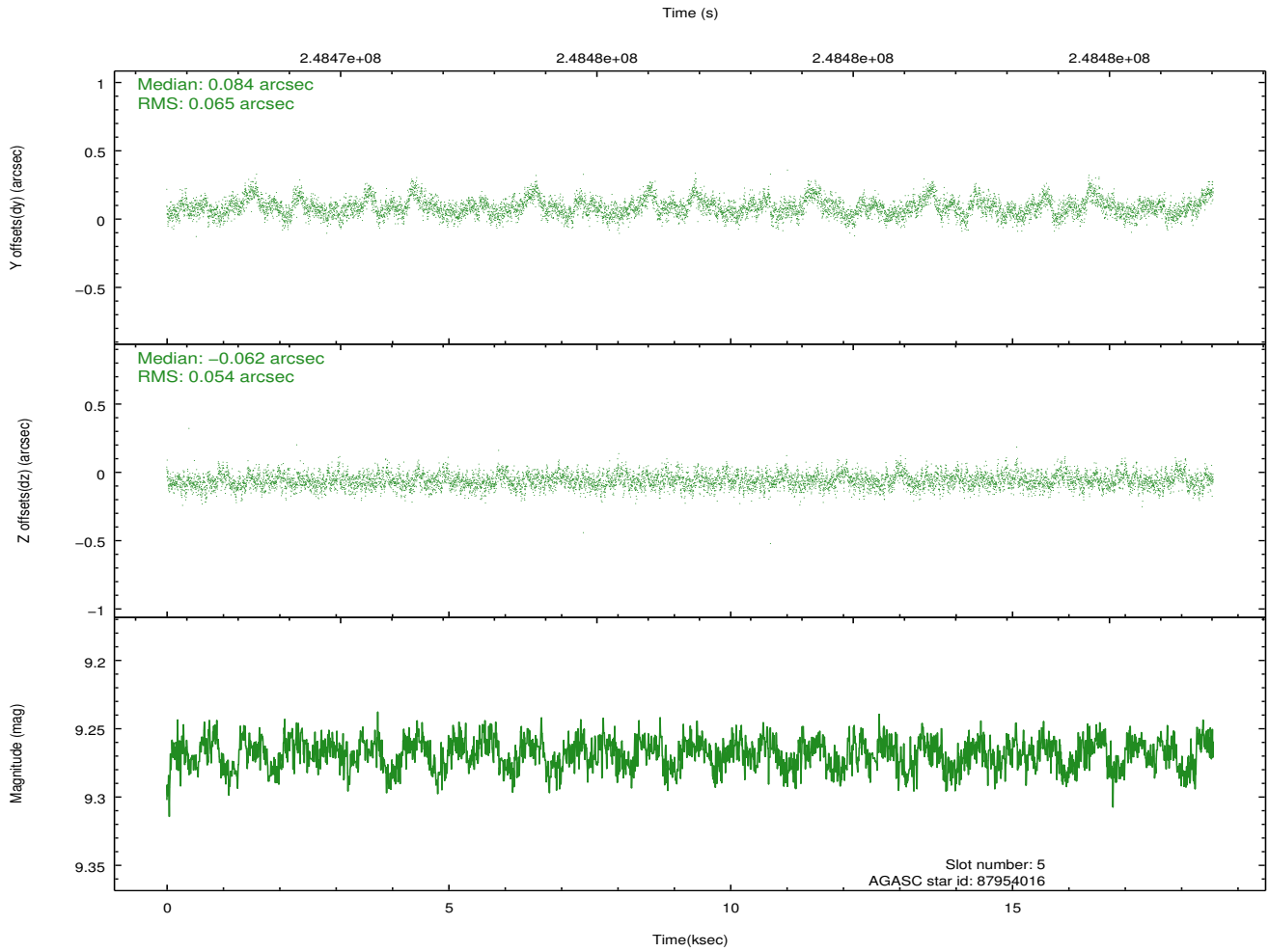
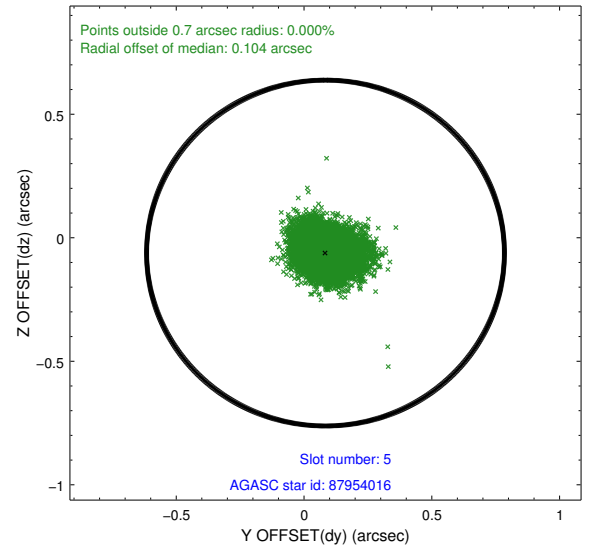
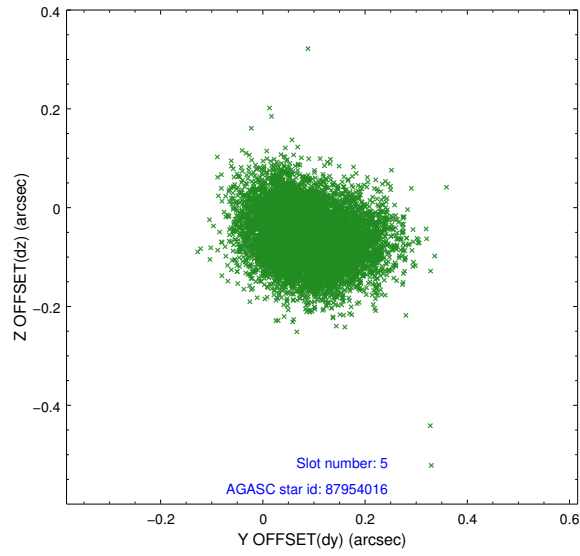
2.4.1 Slot 3



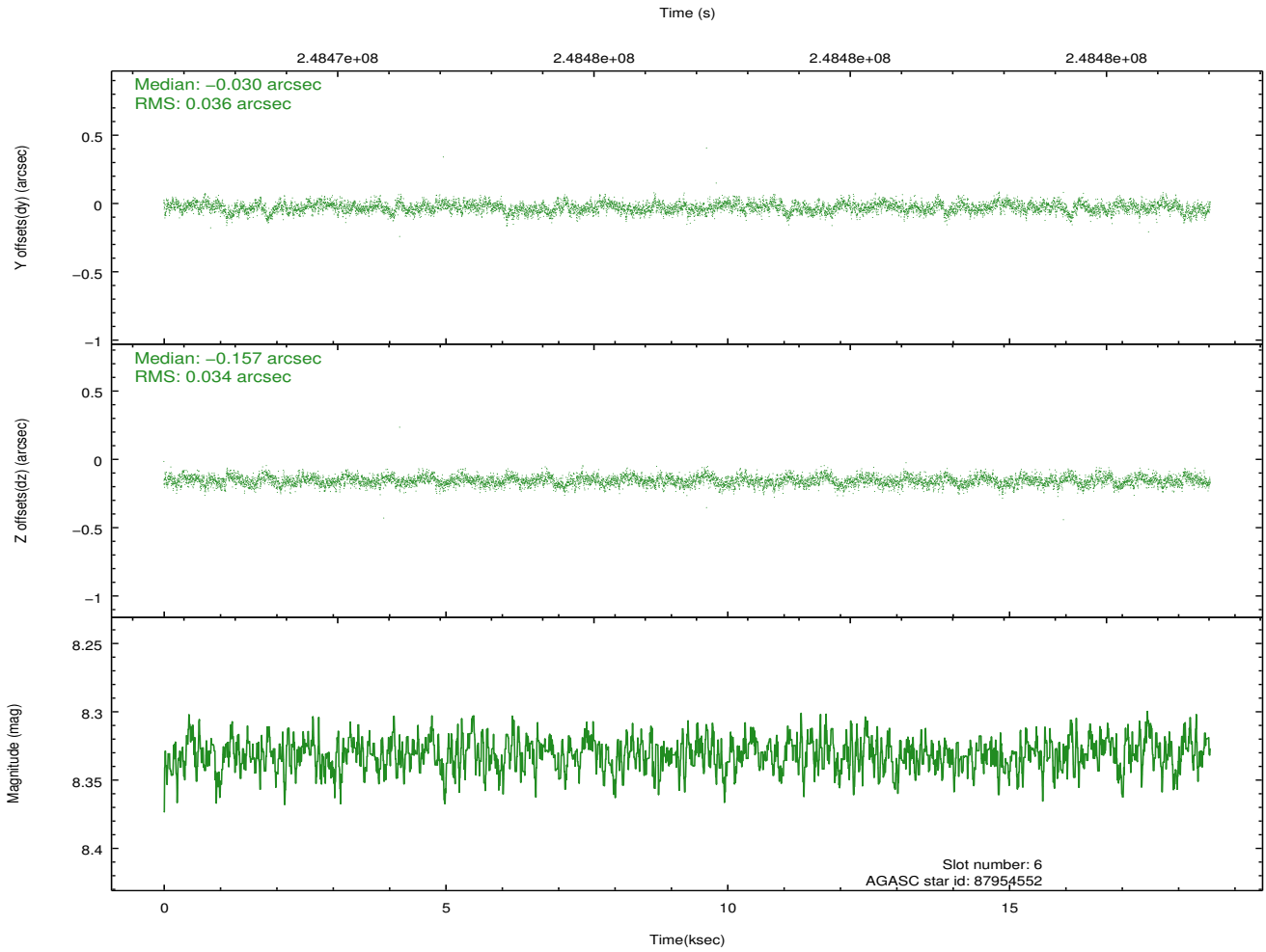
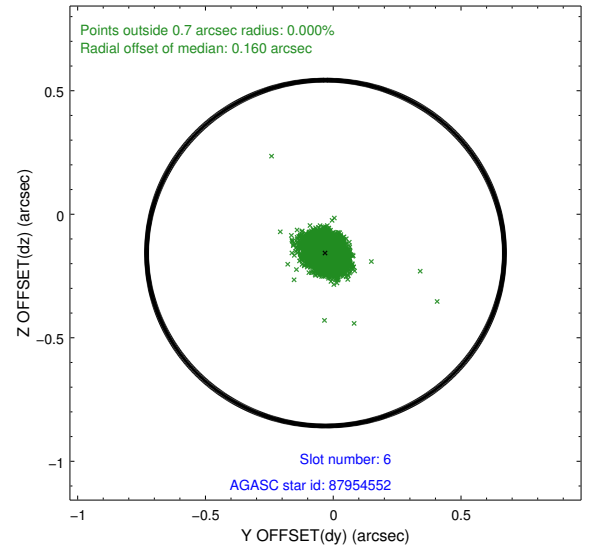
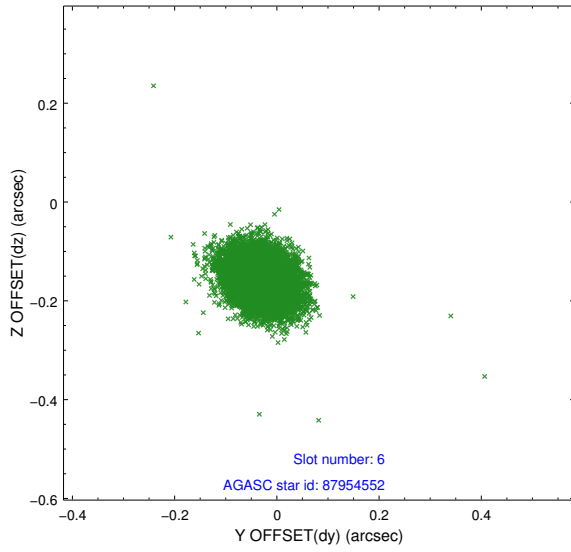
2.4.2 Slot 4



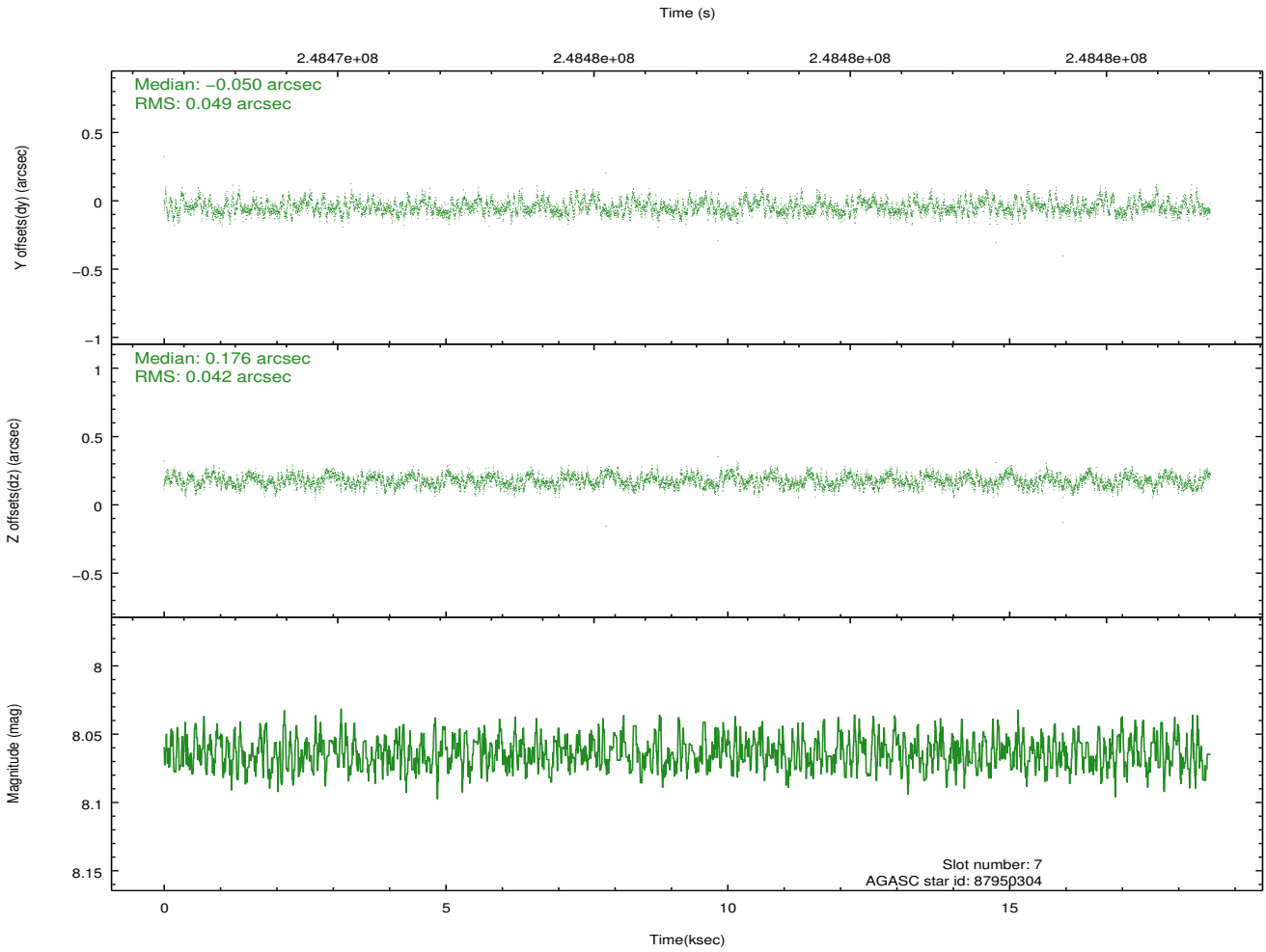
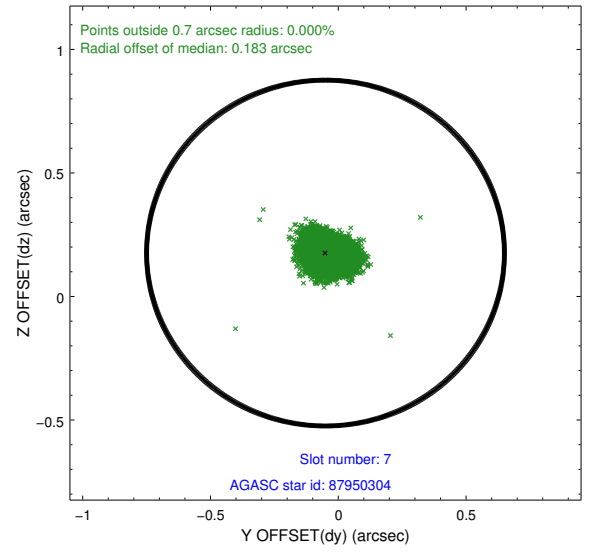
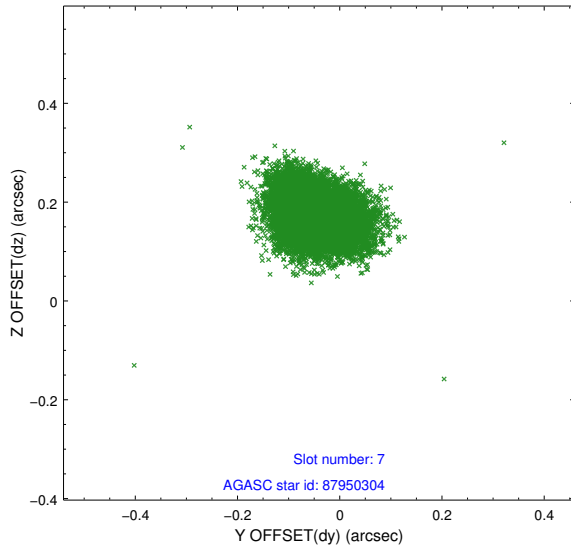
2.4.3 Slot 5



2.4.4 Slot 6

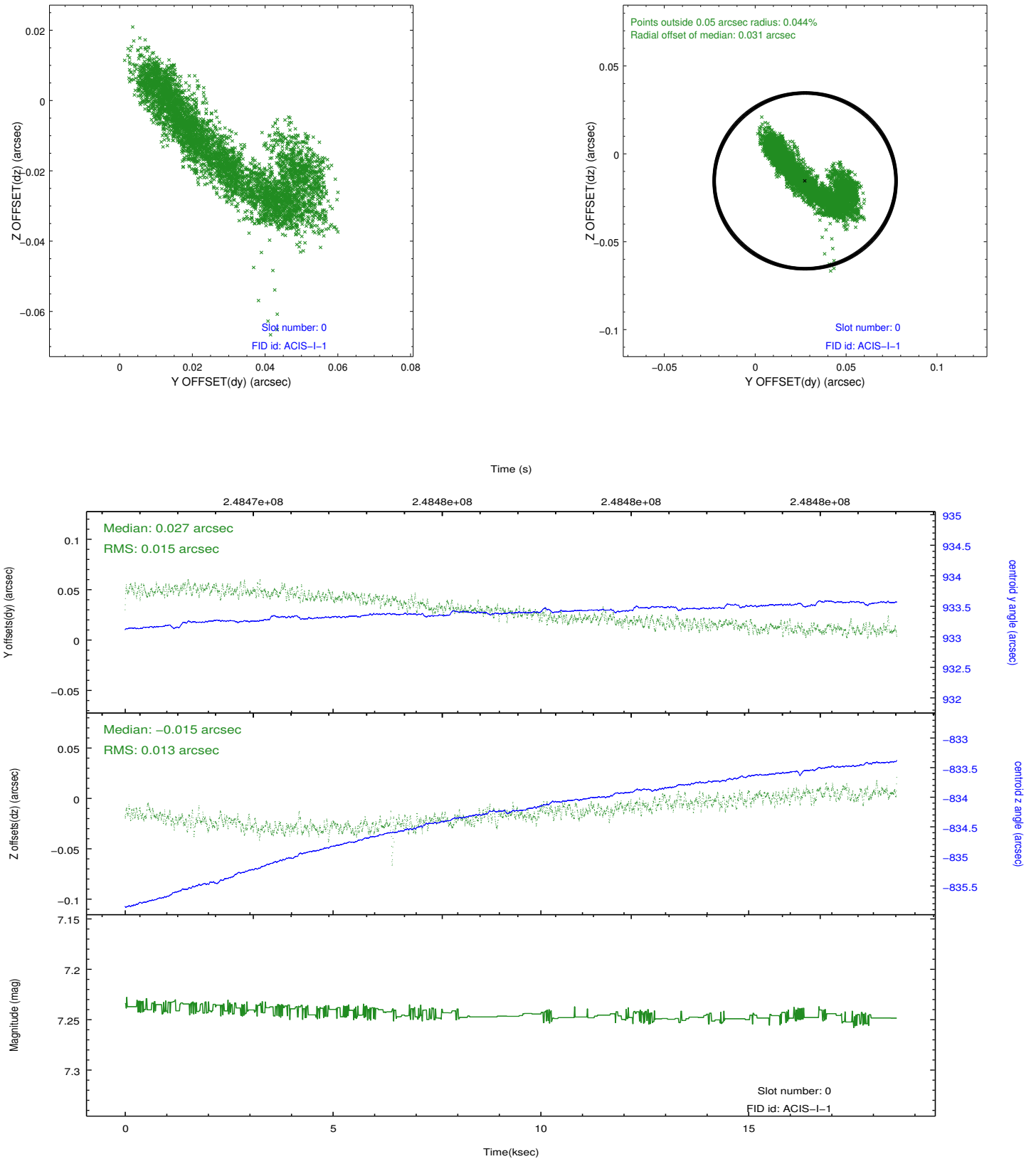


2.4.5 Slot 7

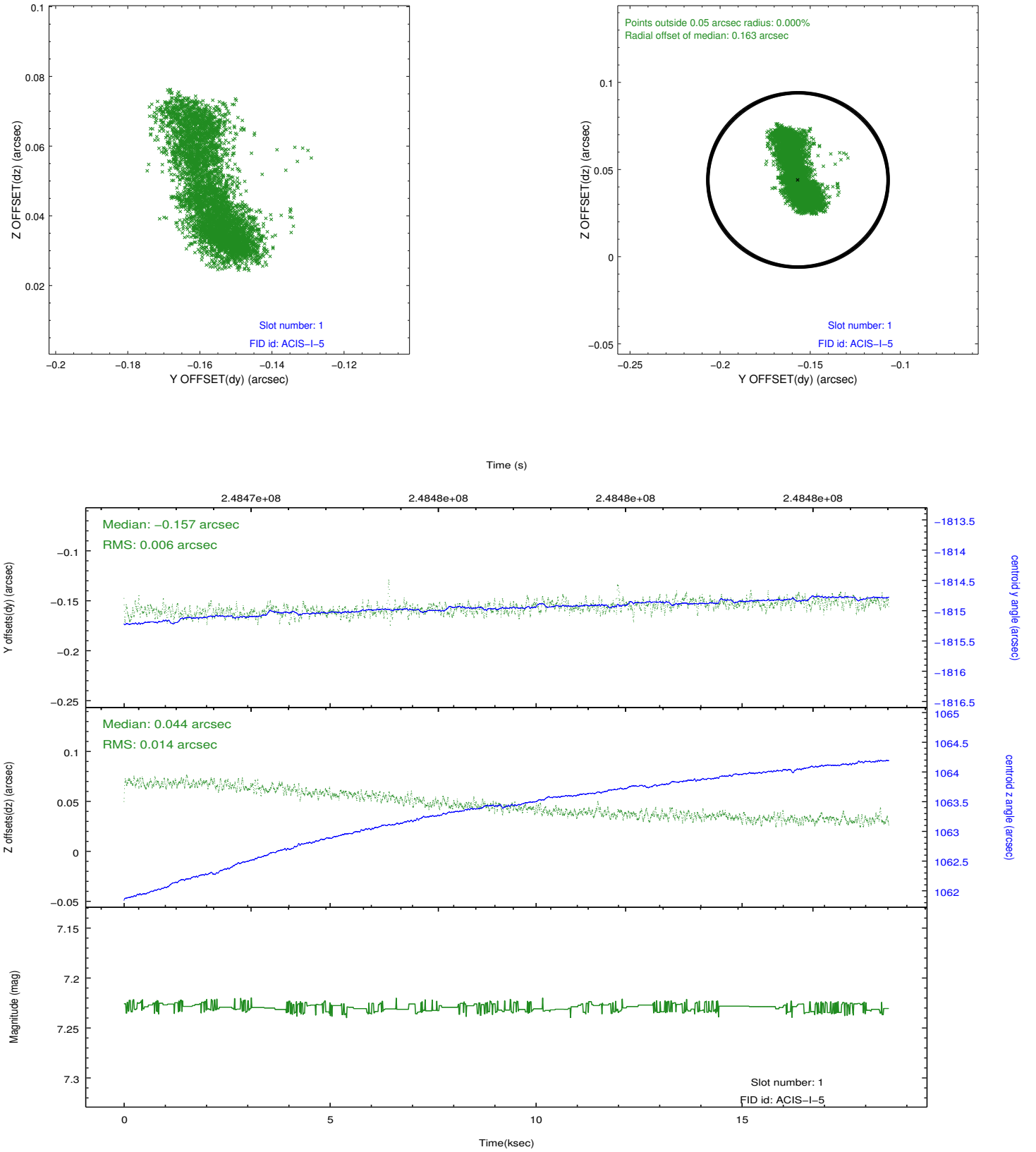


2.5 FID Slots

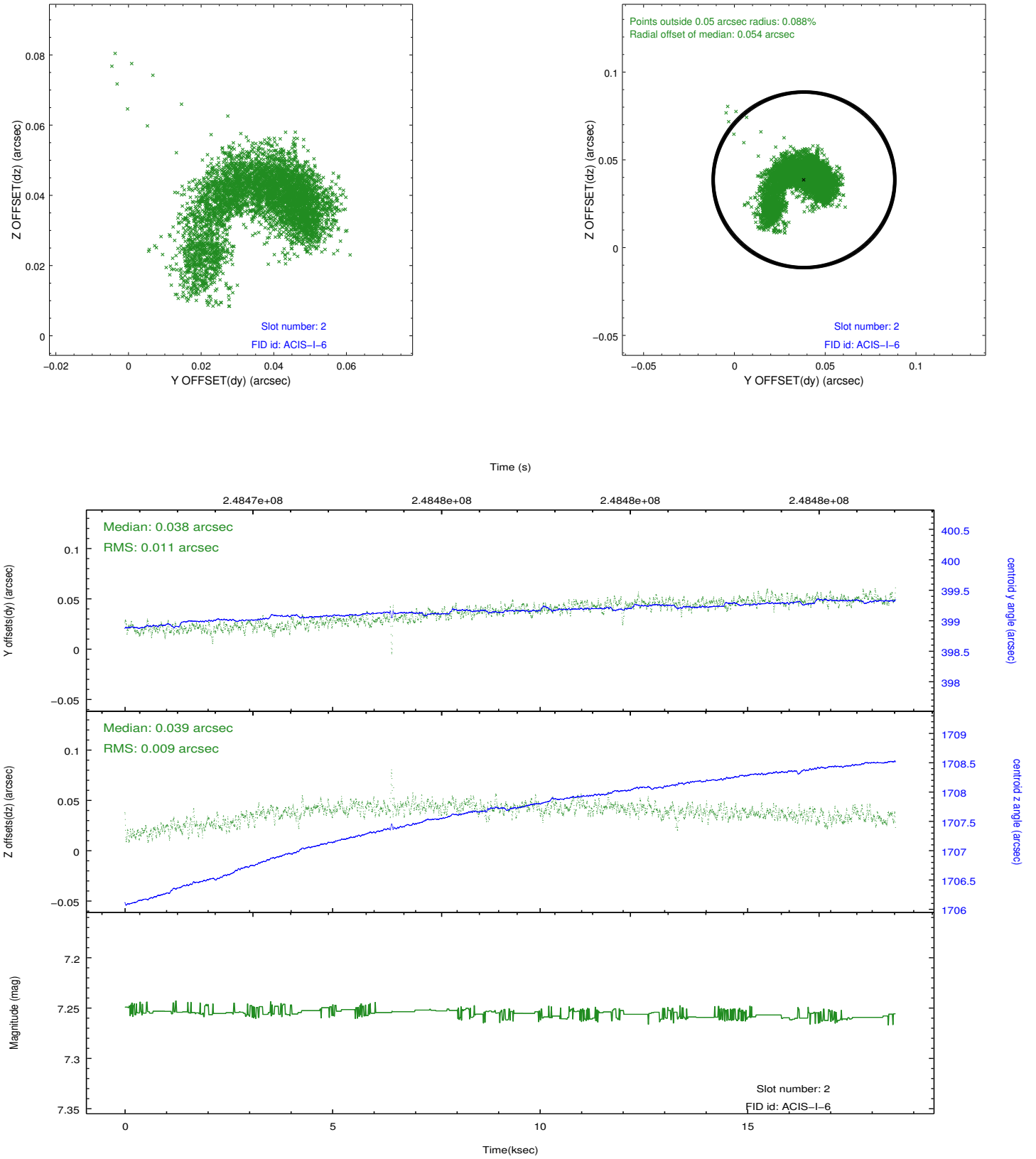
2.5.1 Slot 0



2.5.2 Slot 1



2.5.3 Slot 2



A Summary

A.1 Status

V&V Scientist	Beth Sundheim
V&V Date (YYYY-MM-DD)	2012.03.18
V&V Edition	1
V&V Disposition and Status	OK
V&V Charge Time	18.55655

A.2 Comments