V&V Reference Report
L2 ASCDS Version : 8.4.4

Observation 57976 - L2 Version 2
Chandra X-Ray Center

L2 Processing Date : May 9 2012

Contents

1 Front **2**

2 OBI **3**
- 2.1 OBI . . . 3
  - 2.1.1 Images . . . 3
  - 2.1.2 Bias . . . 3
  - 2.1.3 Parameters . . . 4
  - 2.1.4 Events . . . 4
- 2.2 Compared Parameters . . . 5
- 2.3 Star Slots . . . 6
- 2.4 FID Slots . . . 6

A Summary **7**
- A.1 Status . . . 7
- A.2 Comments . . . 7

1 Front

seq_num		Sequence number
obs_id	57976	Observation id
title	ACIS-012367 diagnostics	Proposal title
observer	CHANDRA engineering request/realtime commanding	Principal investig
object		Source name
dtycycle	0	
cycle	P	events from which exps? Prim/Second/Both
ra_targ	0.0	Observer's specified target RA [deg]
dec_targ	0.0	Observer's specified target Dec [deg]
ra_nom	130.82842155493	Nominal RA [deg]
dec_nom	-10.893074427023	Nominal Dec [deg]
roll_nom	340.93892187666	Nominal Roll [deg]
revision	2	Processing version of data
ontime	8271.999969244	Sum of GTIs [s]
livetime	8167.254924833	Livetime [s]
ontime0	8271.999969244	Sum of GTIs [s]
ontime1	8271.999969244	Sum of GTIs [s]
ontime2	8271.999969244	Sum of GTIs [s]
ontime3	8268.7589789033	Sum of GTIs [s]
ontime6	8271.999969244	Sum of GTIs [s]
ontime7	8271.999969244	Sum of GTIs [s]
l2events	631650	Number of level 2 events

2 OBI

2.1 OBI

2.1.1 Images

Level 1 Image



Level 1 Bad Events



2.1.2 Bias

Chip 0



Chip 1



Chip 2



Chip 3



Chip 6



Chip 7



2.1.3 Parameters

obi_num	0	Obi number
ascdsver	8.4.4	Processing system revision
caldbver	4.4.9	
date	2012-05-09T06:33:07	Date and time of file creation
revision	2	Processing version of data

sched_exp_time	0.0	[s] Scheduled observation exposure time
ontime	8271.999969244	Sum of GTIs [s]
ontime0	8271.999969244	Sum of GTIs [s]
ontime1	8271.999969244	Sum of GTIs [s]
ontime2	8271.999969244	Sum of GTIs [s]
ontime3	8268.7589789033	Sum of GTIs [s]
ontime6	8271.999969244	Sum of GTIs [s]
ontime7	8271.999969244	Sum of GTIs [s]
l1events	1095350	Number of level 1 events

2.1.4 Events

	ccd 0	ccd 1	ccd 2	ccd 3	ccd 6	ccd 7
level 1 events	173924	174853	179203	178460	184461	204449
rejected events	70440	70180	74115	73091	75399	65229
rejected %	40%	40%	41%	40%	40%	31%

	ccd 0	ccd 1	ccd 2	ccd 3	ccd 6	ccd 7
grade 0 events	55635	55811	57502	57996	57911	28480
	31%	31%	32%	32%	31%	13%
grade 1 events	411	345	441	440	372	185
	0%	0%	0%	0%	0%	0%
grade 2 events	18520	19098	18194	18344	19049	30221
	10%	10%	10%	10%	10%	14%
grade 3 events	6917	6860	7142	6968	6916	13355
	3%	3%	3%	3%	3%	6%
grade 4 events	6848	6854	7154	7066	7177	12902
	3%	3%	3%	3%	3%	6%
grade 5 events	3961	3946	3663	4448	4318	10799
	2%	2%	2%	2%	2%	5%
grade 6 events	15564	16050	15096	14995	18009	54262
	8%	9%	8%	8%	9%	26%
grade 7 events	66068	65889	70011	68203	70709	54245
	37%	37%	39%	38%	38%	26%

2.2 Compared Parameters

Parameter	Planned	Actual
Instrument	ACIS	ACIS
Detector	ACIS-012367	ACIS-012367
Grating	NONE	NONE
Data mode	FAINT	FAINT
Observation mode	SECONDARY	SECONDARY
[deg] Pointing RA	0	130.828421554926
[deg] Pointing Dec	0	-10.89307442702273
[deg] Pointing Roll	0.0	340.9389218766592
[mm] SIM focus pos	-0.782348	-0.6828225247311905
[mm] SIM defocus	0	0.8505141146731063
[mm] SIM translation stage pos	-233.592463	250.466033080201
[mm] SIM translation stage offset	0	-0.01005468664627074
[s] Observation start time (MET)	318734408.27057	318734407.24557
Observation start date	2008-02-07T01:20:08	2008-02-07T01:20:07
[s] Observation end time (MET)	318757888.97171	318757887.94671
Observation end date	2008-02-07T07:51:29	2008-02-07T07:51:27
Read mode	TIMED	TIMED

Parameter	Planned	Actual
Obspar format version number	7	7
Obspar file type	PREDICTED	ACTUAL
Obspar update status	NONE	UPDATED
On-chip summing requested	N	N
Subarray requested	NONE	NONE
Alternating exposures requested	N	N
[s] Primary exposure time	3.2	3.2

2.3 Star Slots

2.4 FID Slots

A Summary

A.1 Status

V&V Scientist	Jen Lauer
V&V Date (YYYY-MM-DD)	2012.05.10
V&V Edition	1
V&V Disposition and Status	OK
V&V Charge Time	8.271999969244

A.2 Comments