

# V&V Reference Report

## L2 ASCDS Version : 10.9.1

Observation 4865 - L2 Version 4  
Chandra X-Ray Center


L2 Processing Date : Sep 23 2020

## Contents

<b>1</b>	<b>Front</b>	<b>2</b>
<b>2</b>	<b>OBI</b>	<b>3</b>
2.1	OBI . . . . .	3
2.1.1	Images . . . . .	3
2.1.2	Bias . . . . .	3
2.1.3	Parameters . . . . .	4
2.1.4	Events . . . . .	4
2.2	Compared Parameters . . . . .	5
2.3	Aspect . . . . .	6
2.4	Star Slots . . . . .	9
2.4.1	Slot 3 . . . . .	9
2.4.2	Slot 4 . . . . .	10
2.4.3	Slot 5 . . . . .	11
2.4.4	Slot 6 . . . . .	12
2.4.5	Slot 7 . . . . .	13
2.5	FID Slots . . . . .	14
2.5.1	Slot 0 . . . . .	14
2.5.2	Slot 1 . . . . .	15
2.5.3	Slot 2 . . . . .	16
<b>A</b>	<b>Summary</b>	<b>17</b>
A.1	Status . . . . .	17
A.2	Comments . . . . .	17

# 1 Front


seq_num	700947	Sequence number
obs_id	4865	Observation id
title	X-ray Properties of Dust Reddened Quasars from the Sloan Digital Sky Survey	Proposal title
observer	Gordon Richards	Principal investigator
object	SDSS J122652.01-001159.6	Source name
dtcycle	0	&#160
cycle	P	events from which exps? Prim/Second/Both
ra_targ	186.716667	Observer's specified target RA [deg]
dec_targ	-0.199889	Observer's specified target Dec [deg]
ra_nom	186.72328080545	Nominal RA [deg]
dec_nom	-0.19454719968745	Nominal Dec [deg]
roll_nom	69.470241306495	Nominal Roll [deg]
revision	4	Processing version of data
ontime	4959.7433516383	Sum of GTIs [s]
livetime	4896.940094921	Livetime [s]
ontime2	4959.7843916416	Sum of GTIs [s]
ontime3	4959.6202316284	Sum of GTIs [s]
ontime5	4959.702311635	Sum of GTIs [s]
ontime6	4959.6612716317	Sum of GTIs [s]
ontime7	4959.7433516383	Sum of GTIs [s]
ontime8	4959.5791916549	Sum of GTIs [s]
l2events	51603	Number of level 2 events




## 2 OBI

### 2.1 OBI

#### 2.1.1 Images



#### 2.1.2 Bias



### 2.1.3 Parameters

obi_num	0	Obi number	sched_exp_time	5000.000000	[s] Scheduled observation exposure time
ascdsver	10.9.1	Processing system revision	ontime	4959.7433516383	Sum of GTIs [s]
caldsver	4.9.2	&#160	ontime2	4959.7843916416	Sum of GTIs [s]
date	2020-09-23T06:34:38	Date and time of file creation	ontime3	4959.6202316284	Sum of GTIs [s]
revision	4	Processing version of data	ontime5	4959.702311635	Sum of GTIs [s]
			ontime6	4959.6612716317	Sum of GTIs [s]
			ontime7	4959.7433516383	Sum of GTIs [s]
			ontime8	4959.5791916549	Sum of GTIs [s]
			l1events	227496	Number of level 1 events

### 2.1.4 Events

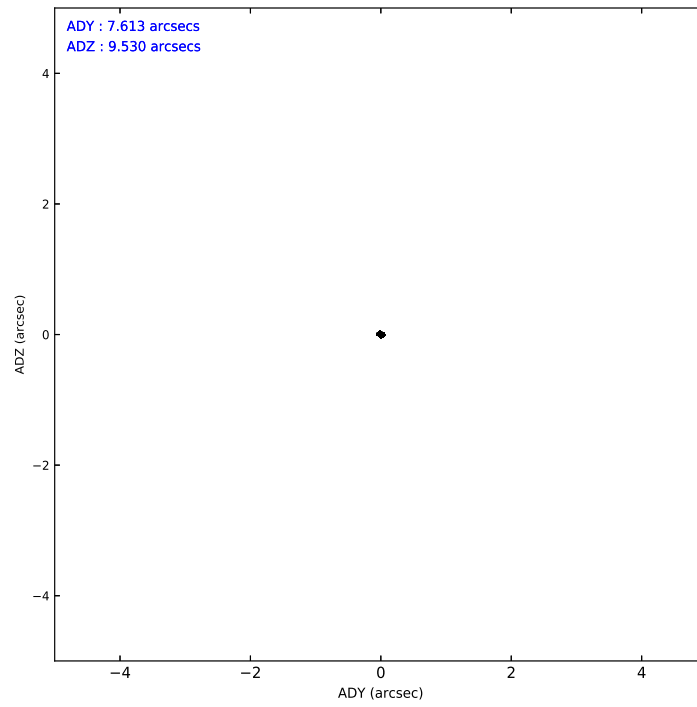
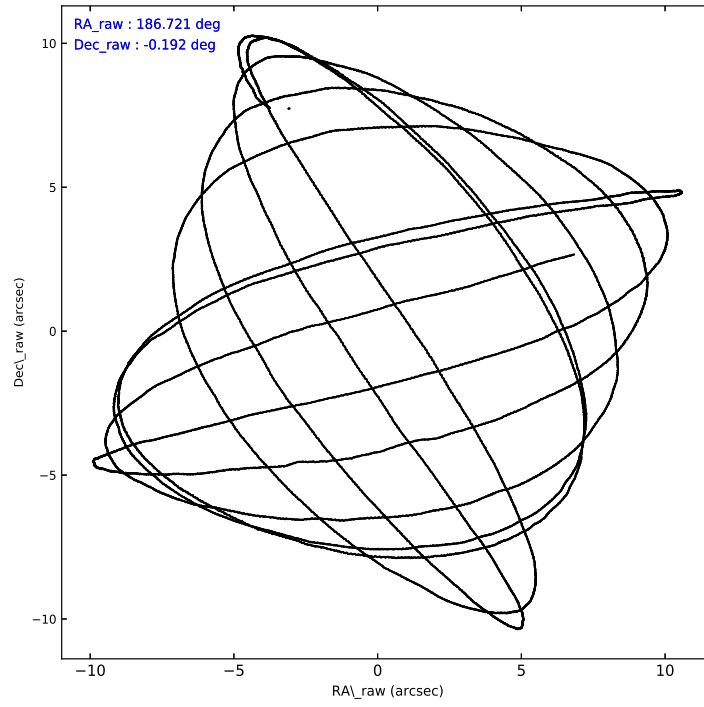
	ccd 2	ccd 3	ccd 5	ccd 6	ccd 7	ccd 8		ccd 2	ccd 3	ccd 5	ccd 6	ccd 7	ccd 8
level 1 events	31903	29322	49239	32801	44214	40017	grade 0 events	1717	1796	3871	1490	1939	2844
rejected events	28065	25400	25822	28930	25917	31291		5%	6%	7%	4%	4%	7%
rejected %	87%	86%	52%	88%	58%	78%	grade 1 events	18	12	174	17	26	28
								0%	0%	0%	0%	0%	0%
							grade 2 events	785	730	6671	836	3705	1828
								2%	2%	13%	2%	8%	4%
							grade 3 events	346	387	856	366	1625	974
								1%	1%	1%	1%	3%	2%
							grade 4 events	391	370	842	358	1553	875
								1%	1%	1%	1%	3%	2%
							grade 5 events	1245	1410	3330	1501	4238	1877
								3%	4%	6%	4%	9%	4%
							grade 6 events	605	647	11211	824	9503	2213
								1%	2%	22%	2%	21%	5%
							grade 7 events	26796	23970	22284	27409	21625	29378
								83%	81%	45%	83%	48%	73%

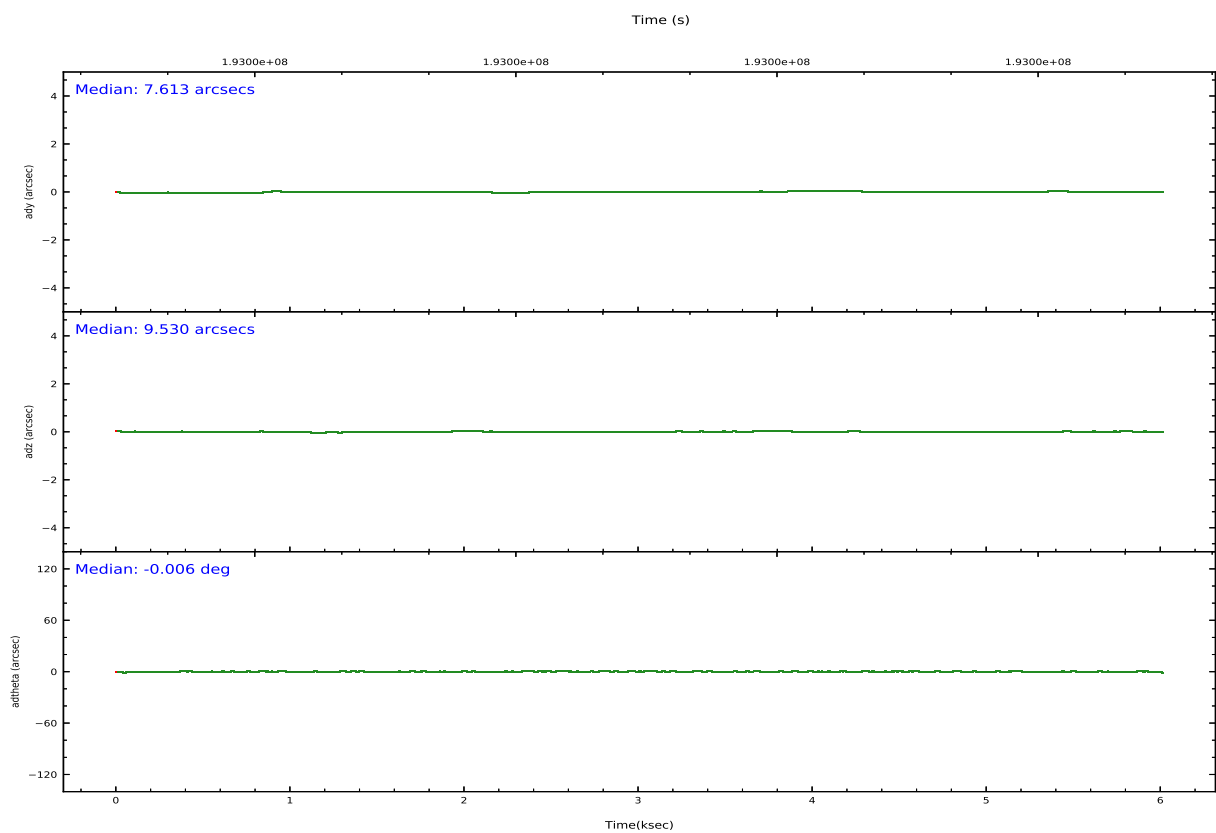
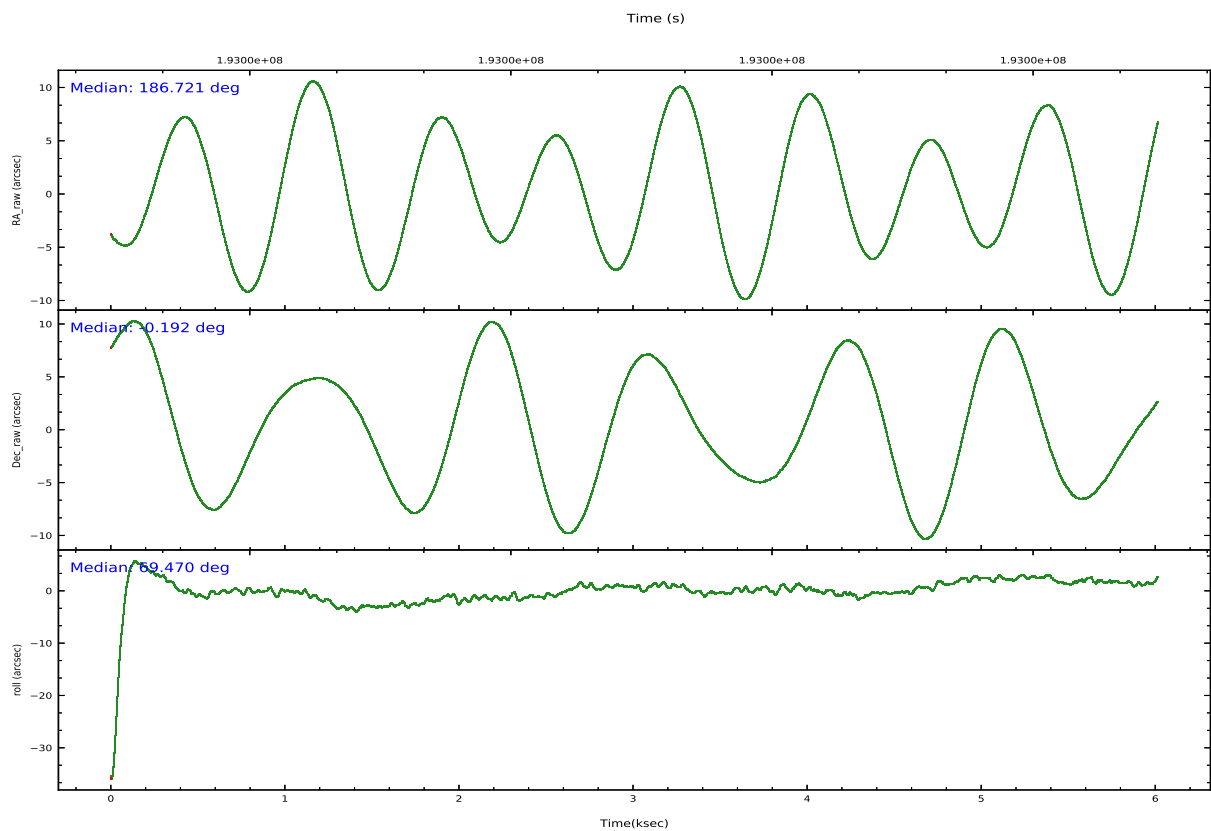


## 2.2 Compared Parameters

Parameter	Planned	Actual	Parameter	Planned	Actual
Instrument	ACIS	ACIS	Obspar version number	8	8
Detector	ACIS-235678	ACIS-235678	Obspar file type	PREDICTED	ACTUAL
Grating	NONE	NONE	Obspar update status	NONE	UPDATED
Data mode	FAINT	FAINT	Number of optional ACIS chips dropped	0	0
Observation mode	POINTING	POINTING	On-chip summing requested	N	N
[deg] Pointing RA	186.726435	186.72328080545	Subarray requested	NONE	NONE
[deg] Pointing Dec	-0.218364	-0.19454719968745	Alternating exposures requested	N	N
[deg] Pointing Roll	69.311356	69.470241306495	[s] Primary exposure time	0.000000	3.2
[mm] SIM focus pos	-0.684267	-0.6828225247311905			
[mm] SIM defocus	0	0.001444936568705701			
[mm] SIM translation stage pos	-190.132523	-190.1400660498719			
[mm] SIM translation stage offset	0	0.00754346686406393			
[s] Observation start time (MET)	192998718.184000	192997342.38415			
Observation start date	2004-02-12T18:44:14	2004-02-12T18:22:22			
[s] Observation end time (MET)	193003718.184000	193004604.50947			
Observation end date	2004-02-12T20:07:34	2004-02-12T20:23:24			
Read mode	TIMED	TIMED			

## 2.3 Aspect



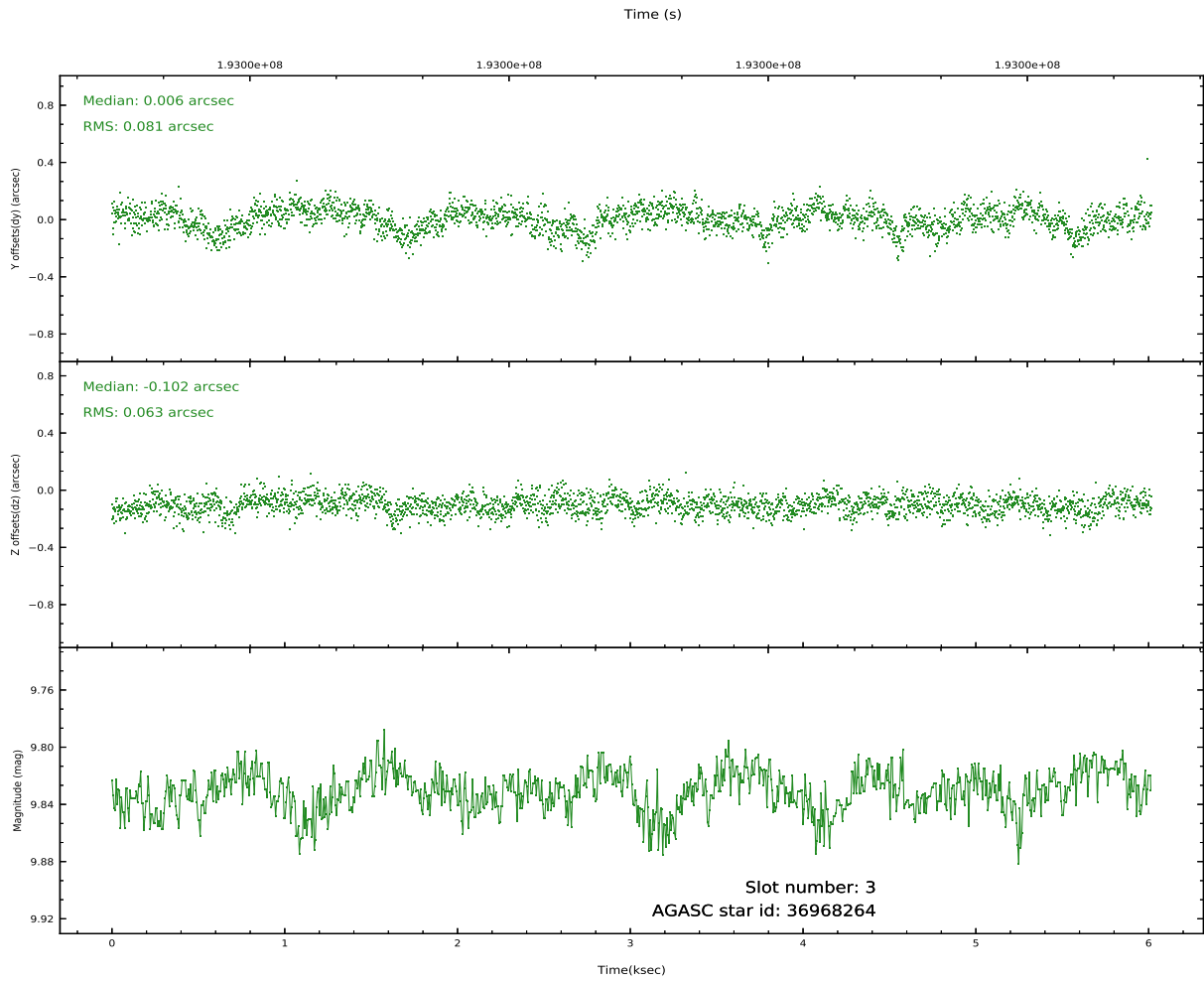
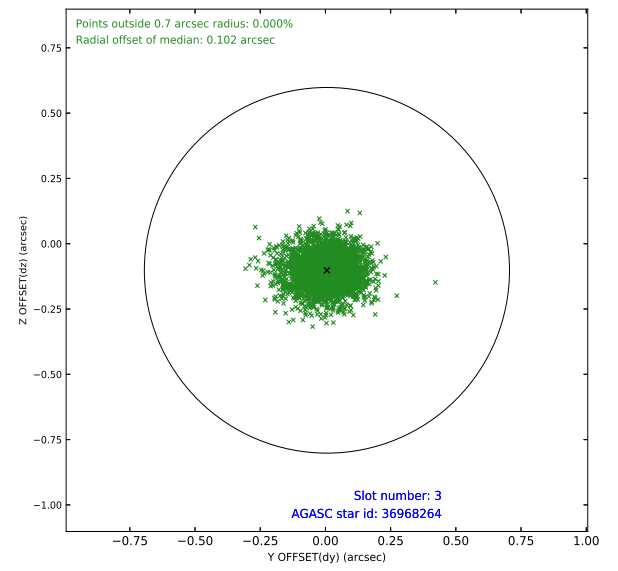
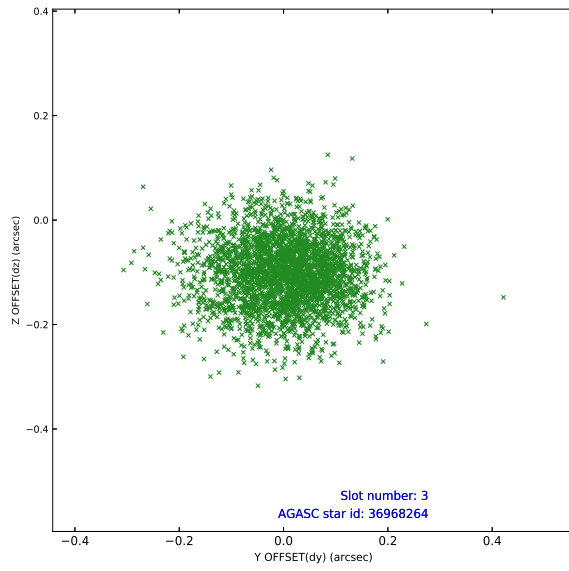


Slot Statistics

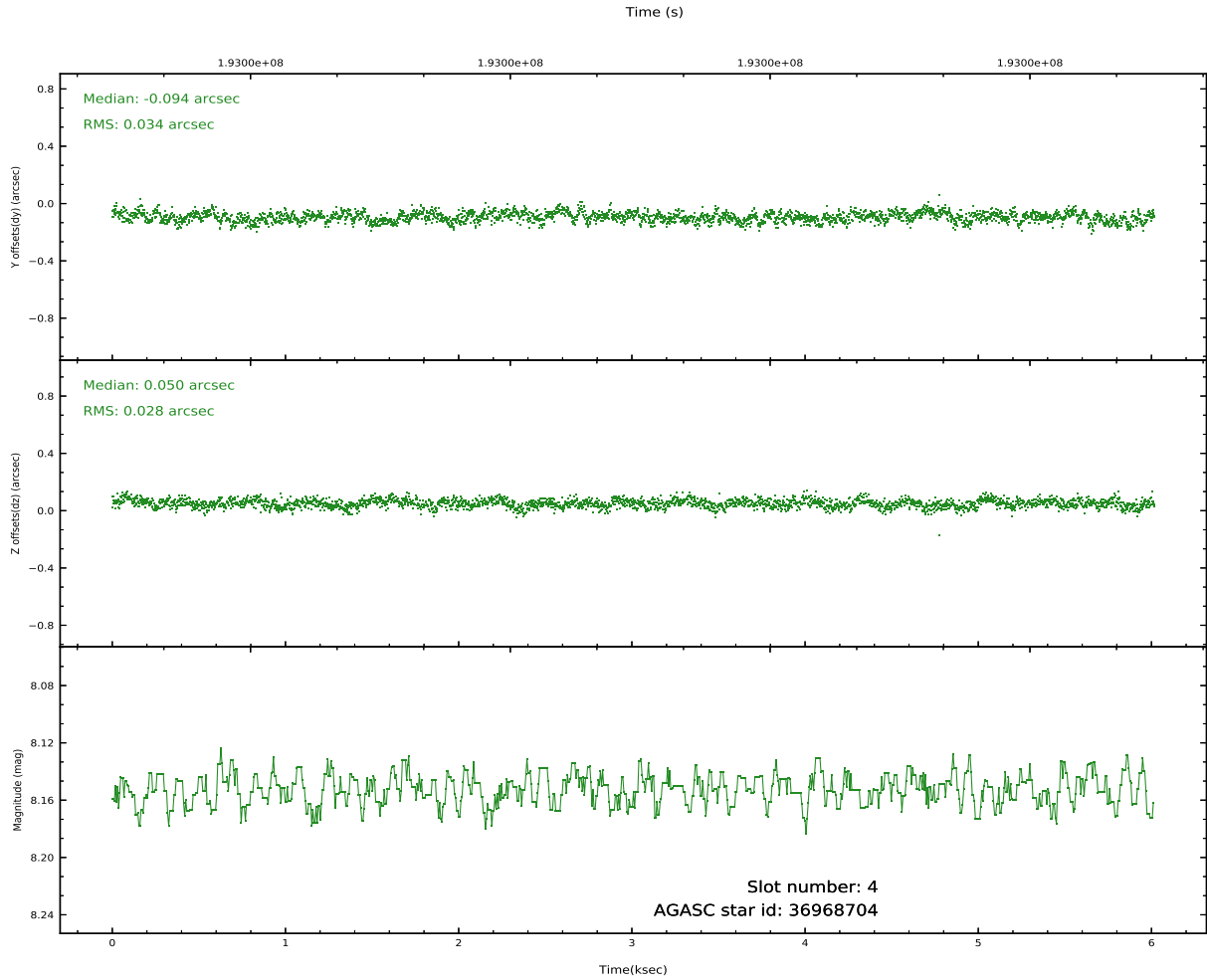
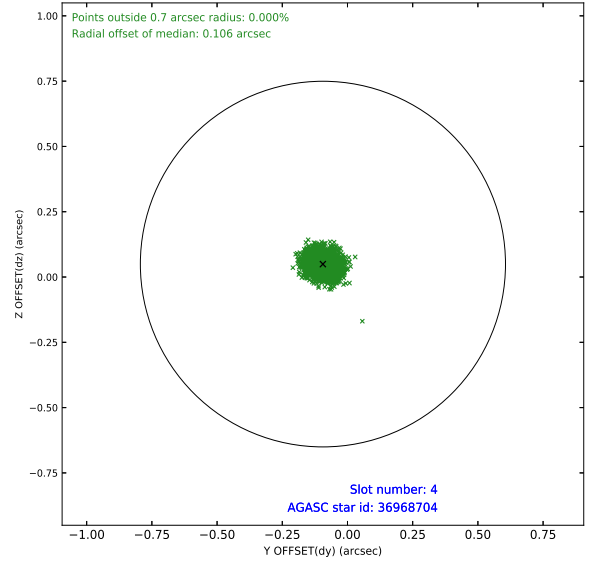
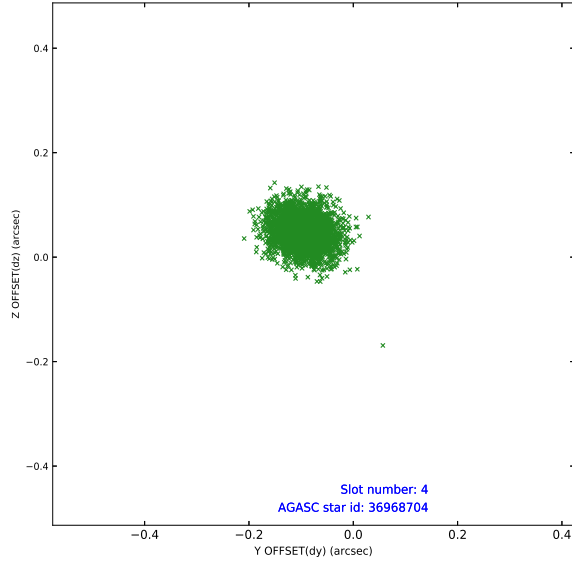
pt	status	used	id	mag	n_pts	frac_pts	med_dy	med_dz	dr1	dr2	ra	dec	mean_y	mea
0	FID		ACIS-S-2	7.10	1468	1.000	-0.067	-0.071	0.007	0.011	0.000000	0.000000	-760.39	-1730
1	FID		ACIS-S-4	7.20	1468	1.000	0.152	0.052	0.006	0.010	0.000000	0.000000	2152.60	176
2	FID		ACIS-S-5	7.23	1468	1.000	-0.116	0.028	0.006	0.011	0.000000	0.000000	-1812.07	171
3	GUIDE	used	36968264	9.83	2935	1.000	0.006	-0.102	0.107	0.180	186.857069	0.199456	1573.35	91
4	GUIDE	used	36968704	8.15	2935	1.000	-0.094	0.050	0.047	0.077	186.570138	0.514751	2270.70	1458
5	GUIDE	used	36969392	8.79	2936	1.000	-0.013	-0.038	0.065	0.104	186.429114	0.515782	2095.13	1935
6	GUIDE	used	36970160	8.86	2936	1.000	0.046	-0.004	0.076	0.121	186.752121	0.119529	1171.46	343
7	GUIDE	used	647628352	9.44	2934	1.000	0.061	0.098	0.088	0.147	186.642249	-0.148810	127.79	371

## 2.4 Star Slots

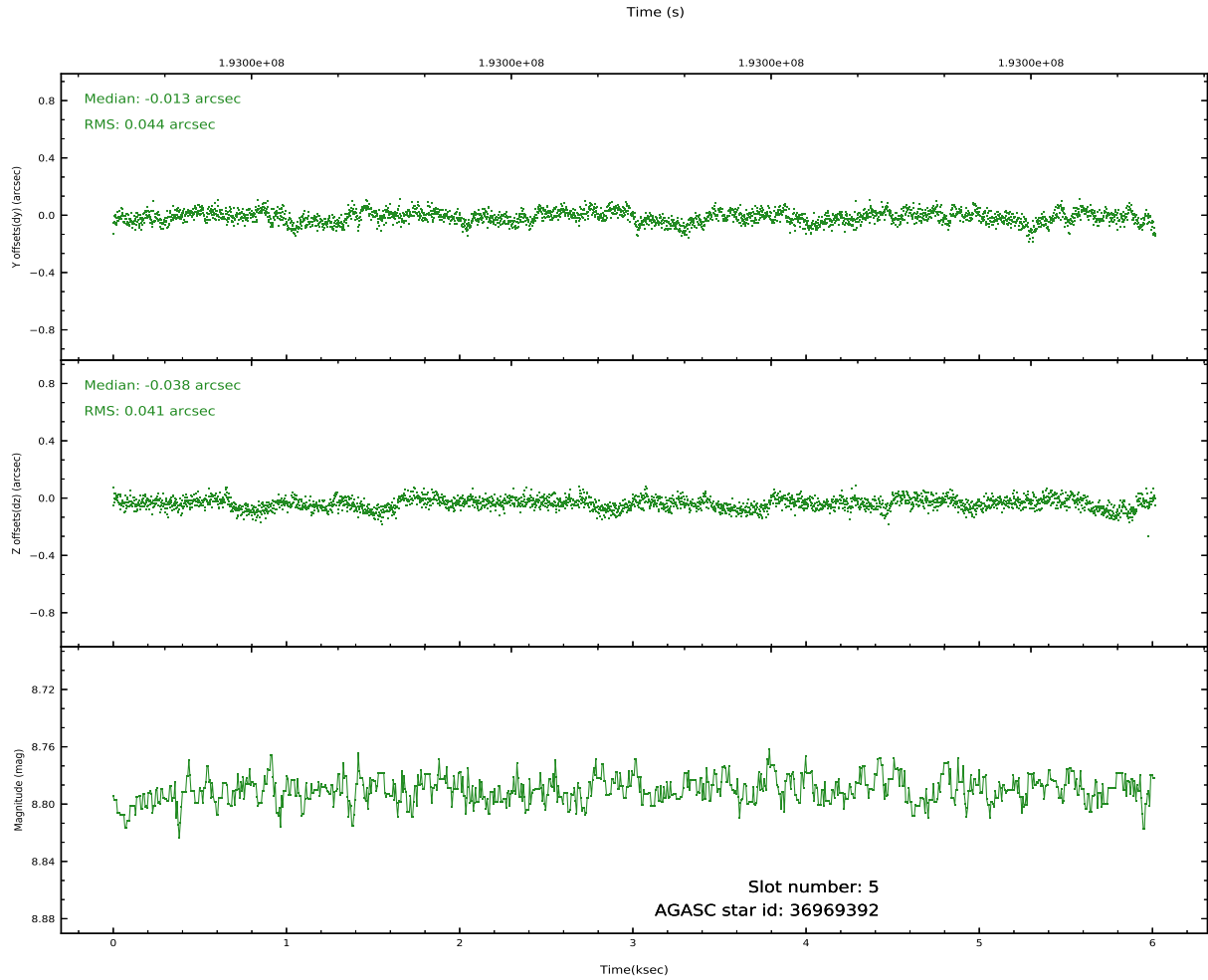
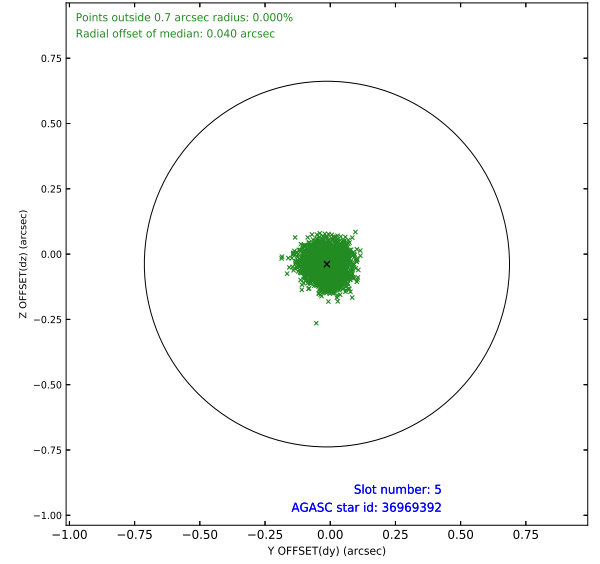
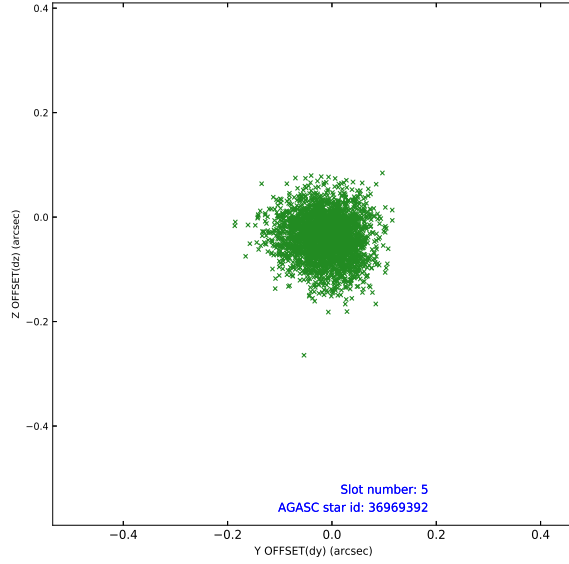
### 2.4.1 Slot 3



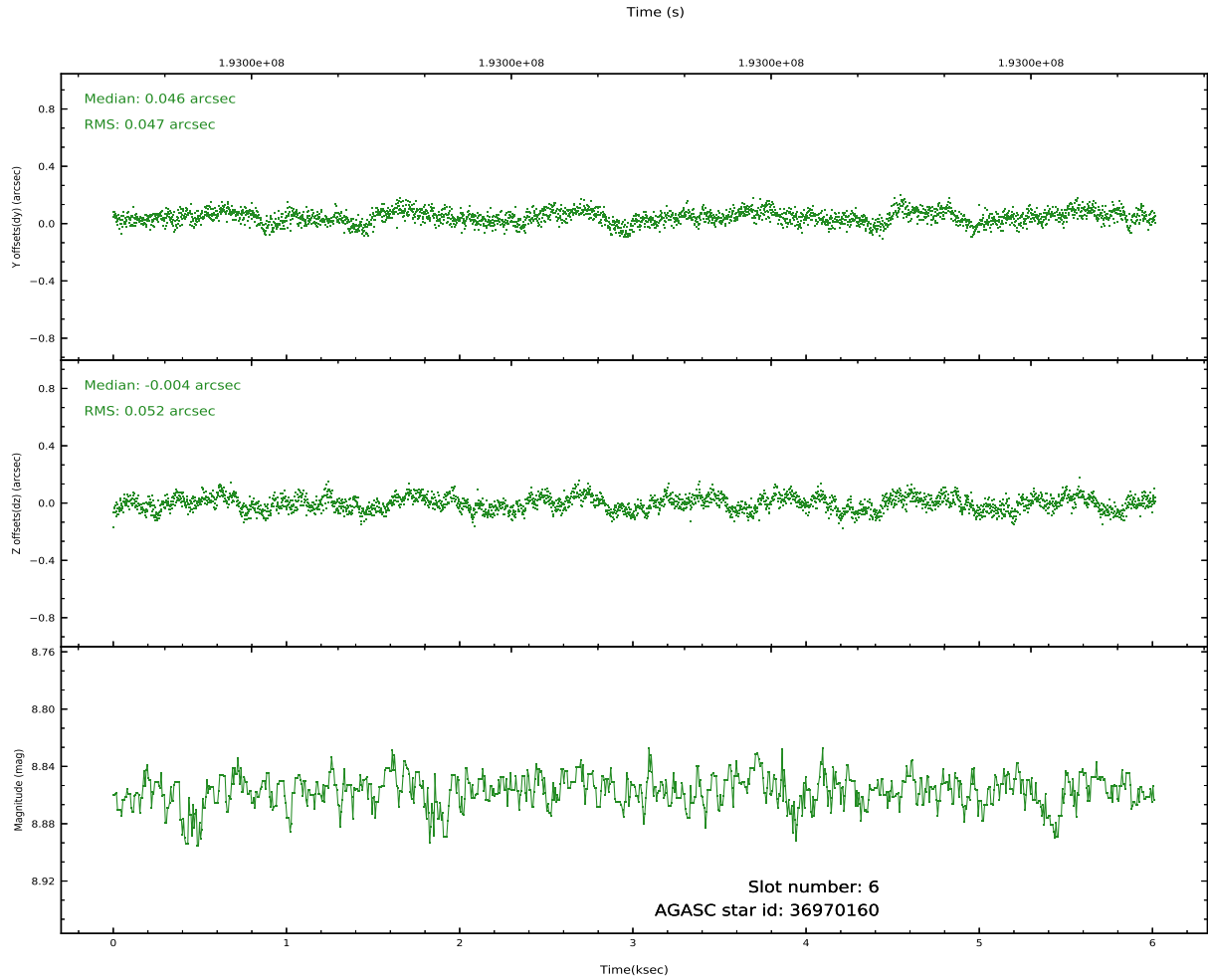
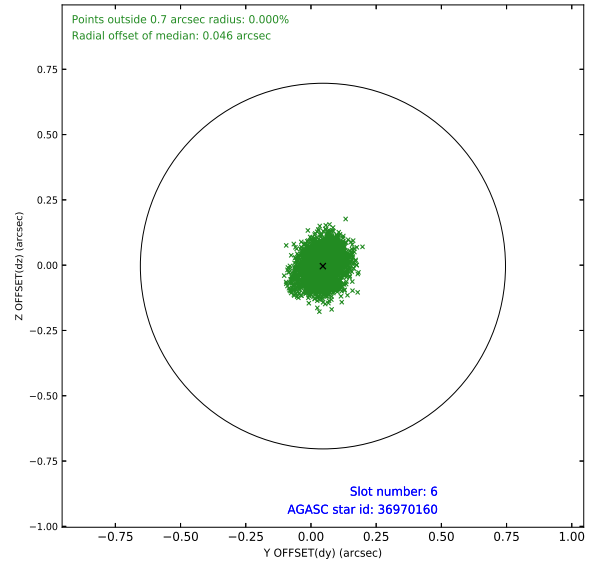
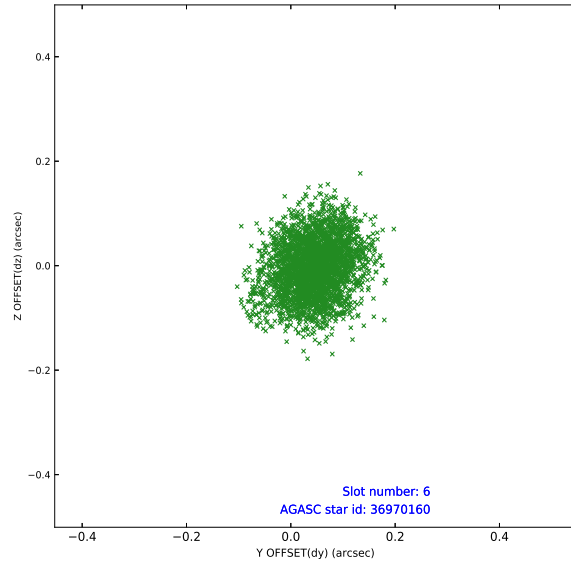
## 2.4.2 Slot 4



### 2.4.3 Slot 5

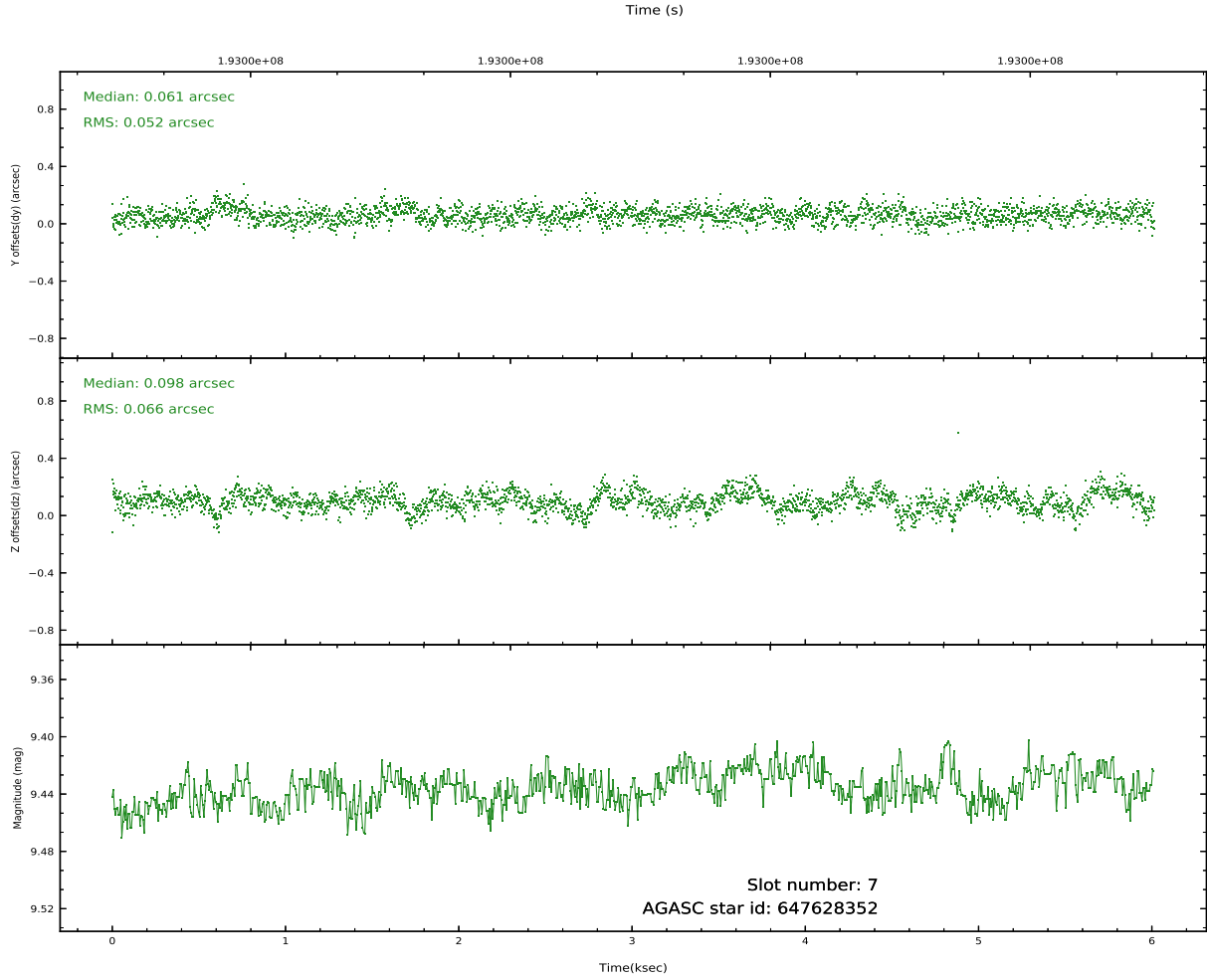
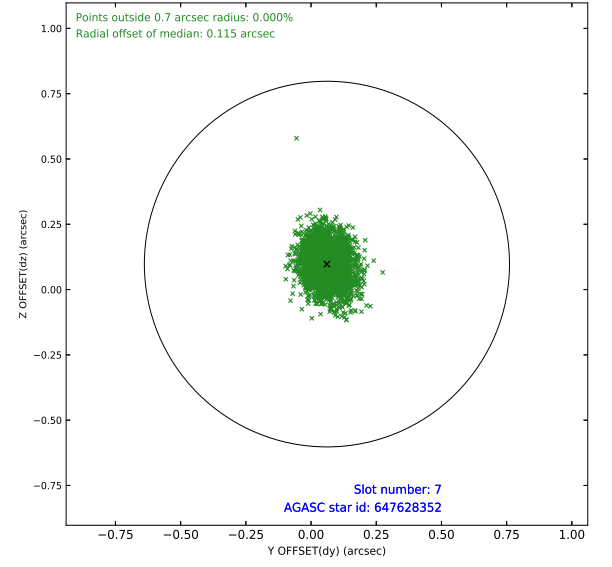
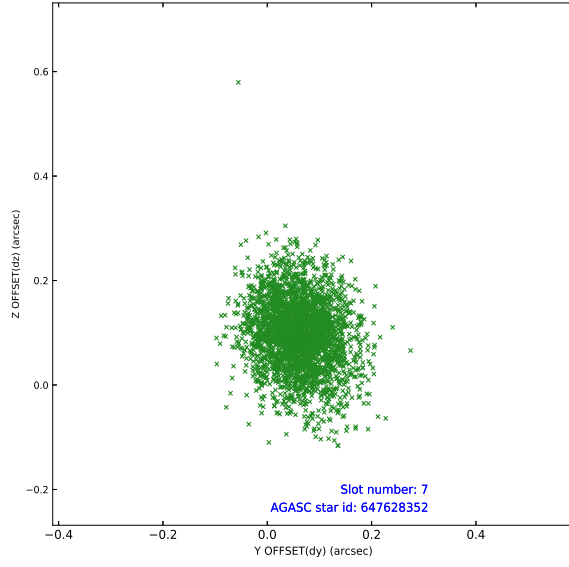


## 2.4.4 Slot 6



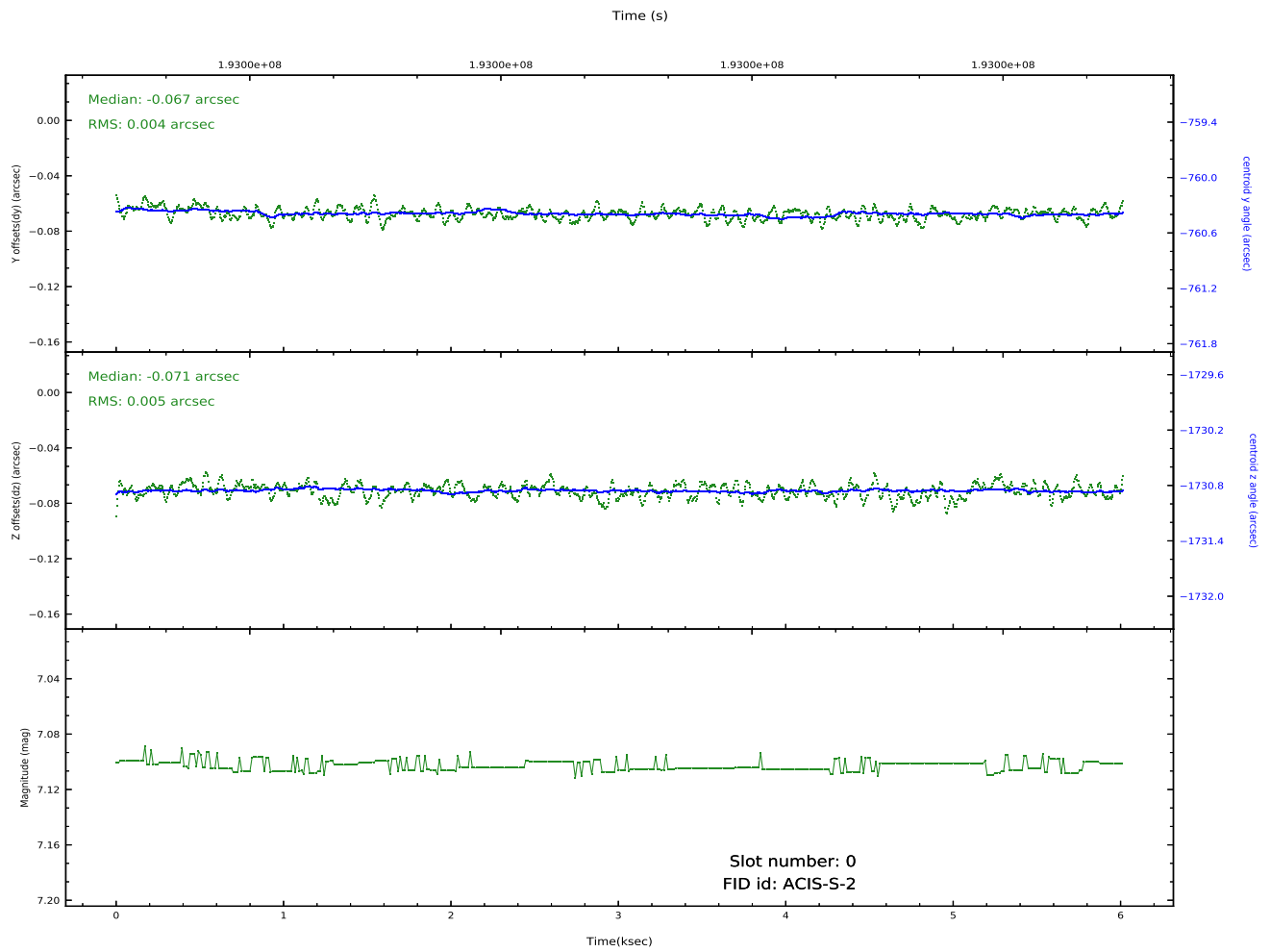
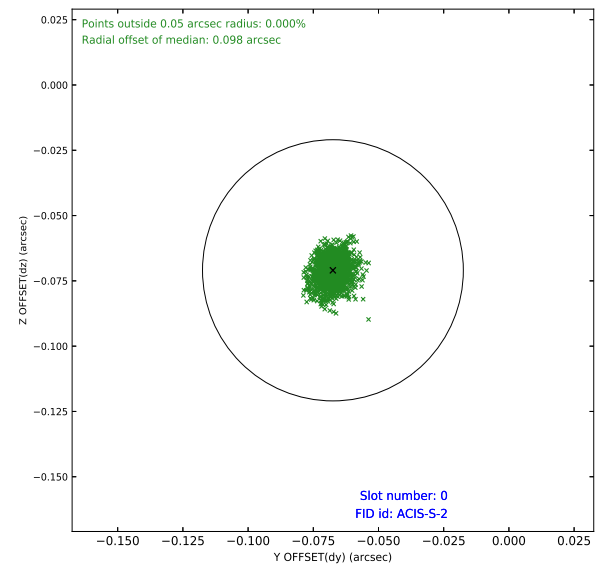
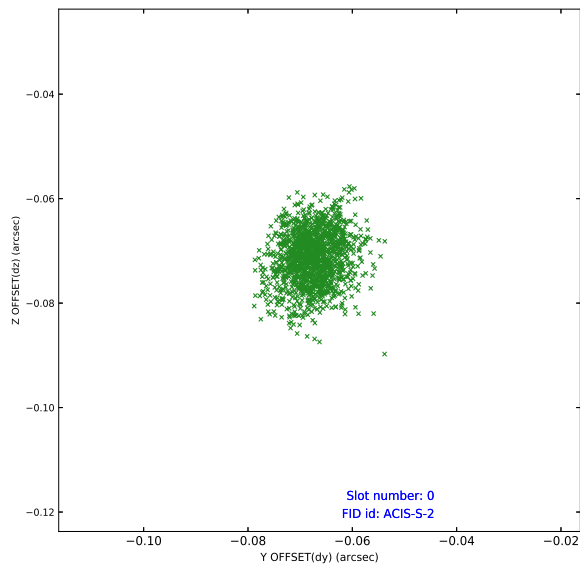


## 2.4.5 Slot 7

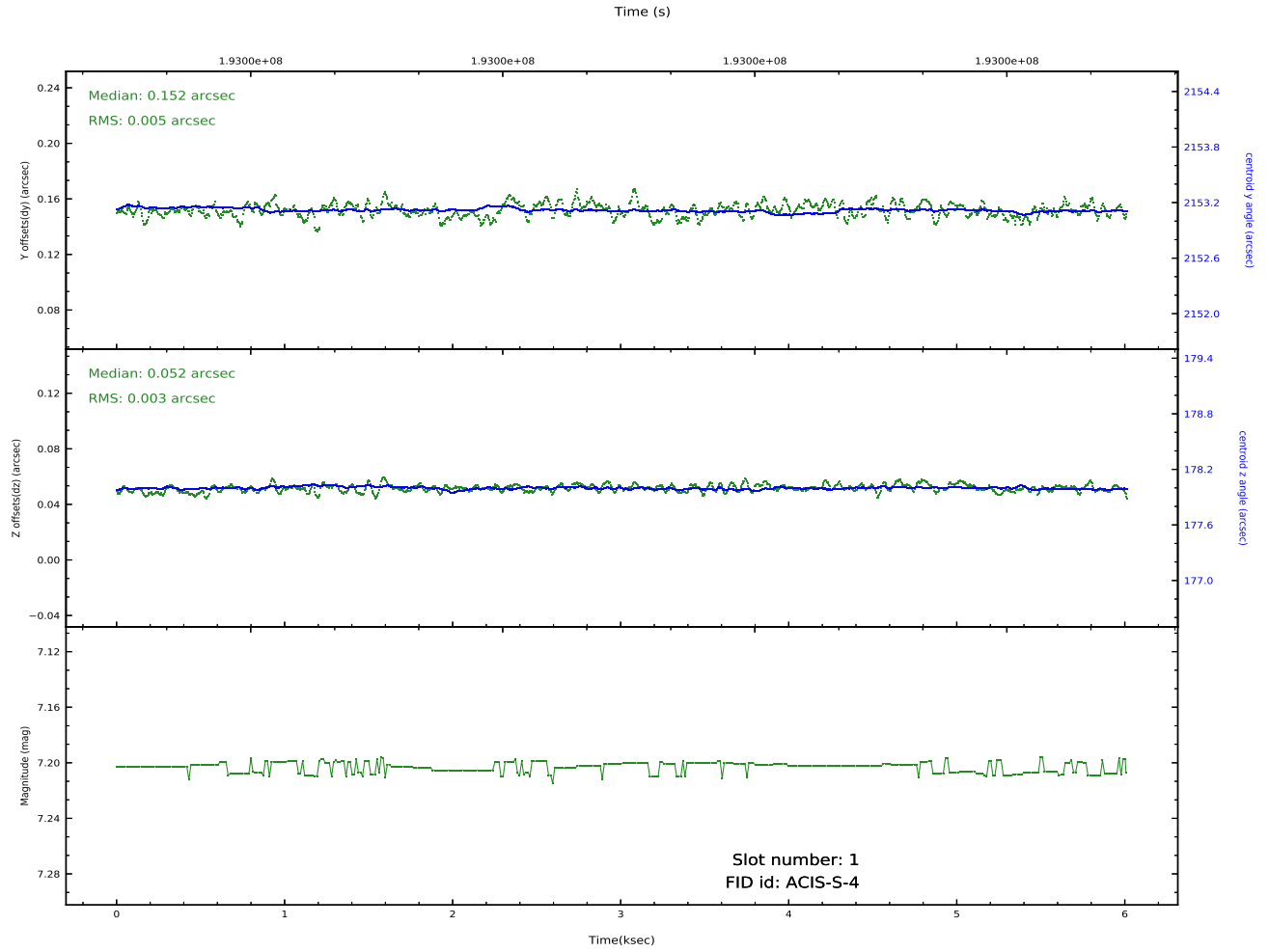
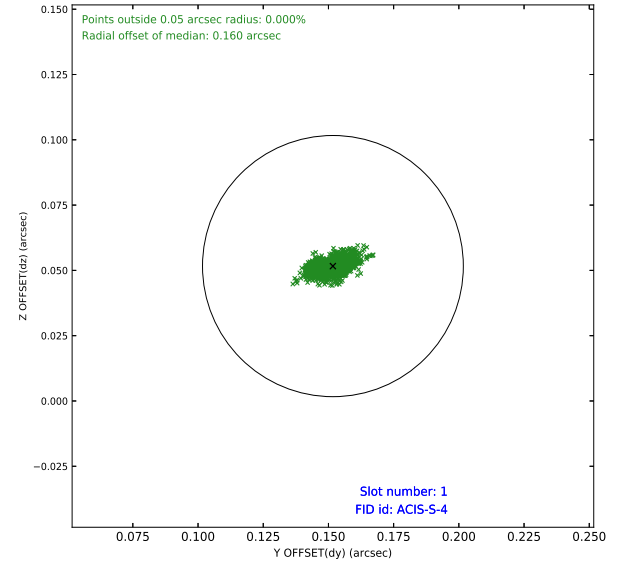
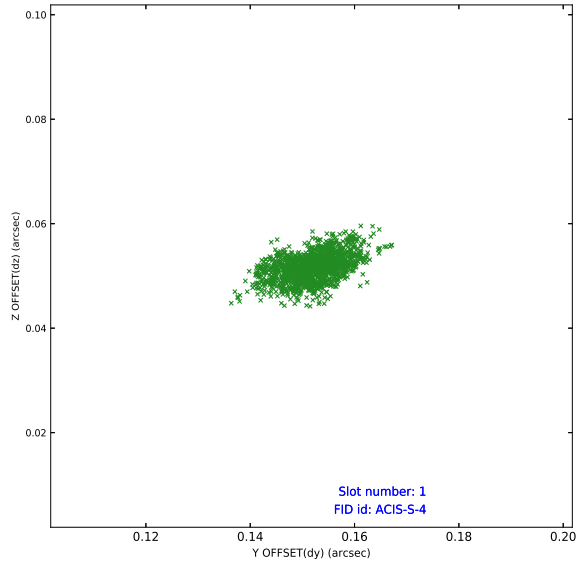


## 2.5 FID Slots

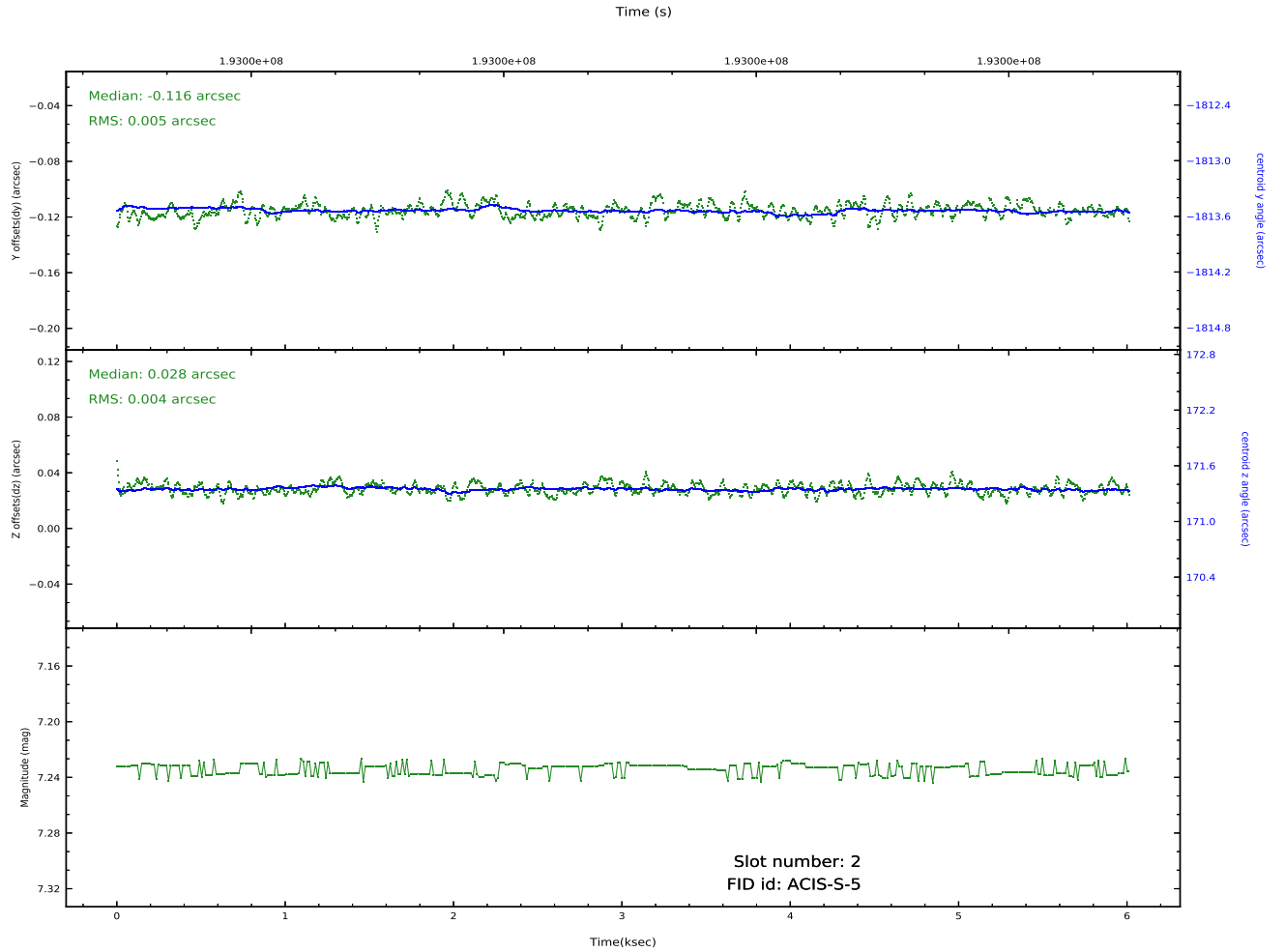
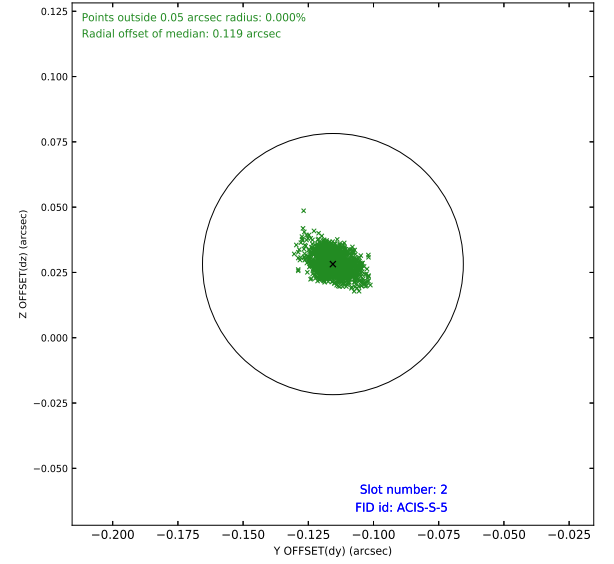
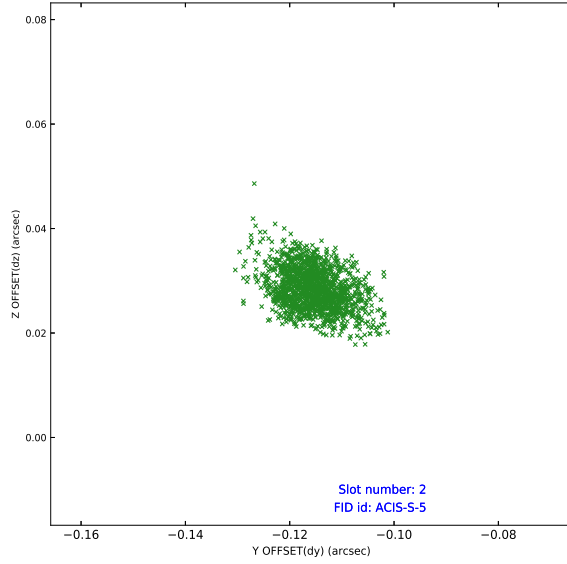
### 2.5.1 Slot 0



## 2.5.2 Slot 1



### 2.5.3 Slot 2



## A Summary

### A.1 Status

V&V Scientist	Beth Sundheim
V&V Date (YYYY-MM-DD)	2020.09.23
V&V Edition	1
V&V Disposition and Status	OK
V&V Charge Time	4.959

### A.2 Comments