

V&V Reference Report

L2 ASCDS Version : 10.9.1

Observation 4835 - L2 Version 4
Chandra X-Ray Center


L2 Processing Date : Sep 22 2020

Contents

1	Front	2
2	OBI	3
2.1	OBI	3
2.1.1	Images	3
2.1.2	Bias	3
2.1.3	Parameters	4
2.1.4	Events	4
2.2	Compared Parameters	5
2.3	Aspect	6
2.4	Star Slots	9
2.4.1	Slot 3	9
2.4.2	Slot 4	10
2.4.3	Slot 5	11
2.4.4	Slot 6	12
2.4.5	Slot 7	13
2.5	FID Slots	14
2.5.1	Slot 0	14
2.5.2	Slot 1	15
2.5.3	Slot 2	16
A	Summary	17
A.1	Status	17
A.2	Comments	17

1 Front


seq_num	700917	Sequence number
obs_id	4835	Observation id
title	Constraining the Hard-X-ray Through Submm SEDs of a Complete Sample of Broad Absorption Line Quasars	Proposal title
observer	Dr. Sarah Gallagher	Principal investigator
object	LBQS 1230+1705	Source name
dtcycle	0	
cycle	P	events from which exps? Prim/Second/Both
ra_targ	188.294583	Observer's specified target RA [deg]
dec_targ	16.818111	Observer's specified target Dec [deg]
ra_nom	188.30028159691	Nominal RA [deg]
dec_nom	16.824940796511	Nominal Dec [deg]
roll_nom	82.930996845922	Nominal Roll [deg]
revision	4	Processing version of data
ontime	6175.9999769926	Sum of GTIs [s]
livetime	6097.7957465432	Livetime [s]
ontime2	6175.9999769926	Sum of GTIs [s]
ontime3	6175.9999769926	Sum of GTIs [s]
ontime5	6175.9999769926	Sum of GTIs [s]
ontime6	6175.9999769926	Sum of GTIs [s]
ontime7	6175.9999769926	Sum of GTIs [s]
ontime8	6175.9999769926	Sum of GTIs [s]
l2events	62382	Number of level 2 events




2 OBI

2.1 OBI

2.1.1 Images



2.1.2 Bias



2.1.3 Parameters

obi_num	0	Obi number	sched_exp_time	6000.000000	[s] Scheduled observation exposure time
ascdsver	10.9.1	Processing system revision	ontime	6175.9999769926	Sum of GTIs [s]
caldsver	4.9.2	 	ontime2	6175.9999769926	Sum of GTIs [s]
date	2020-09-23T02:23:33	Date and time of file creation	ontime3	6175.9999769926	Sum of GTIs [s]
revision	4	Processing version of data	ontime5	6175.9999769926	Sum of GTIs [s]
			ontime6	6175.9999769926	Sum of GTIs [s]
			ontime7	6175.9999769926	Sum of GTIs [s]
			ontime8	6175.9999769926	Sum of GTIs [s]
			l1events	274355	Number of level 1 events

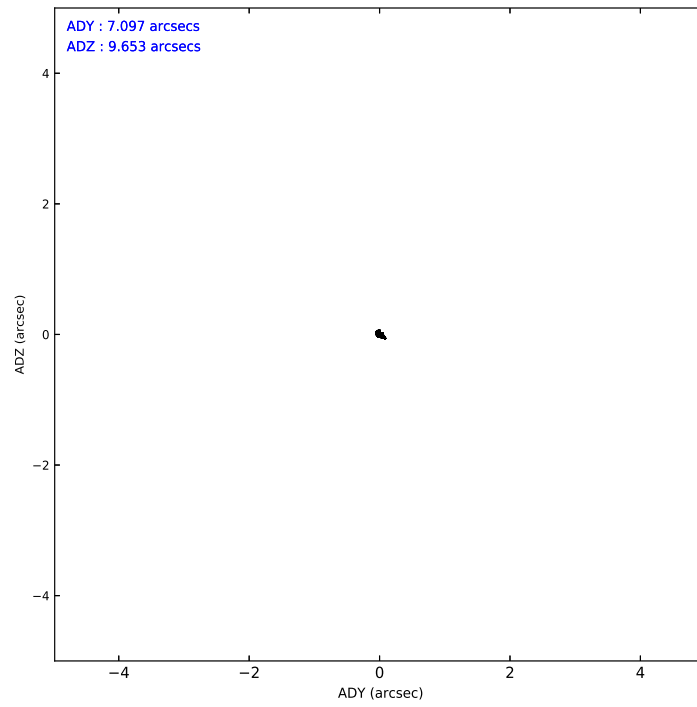
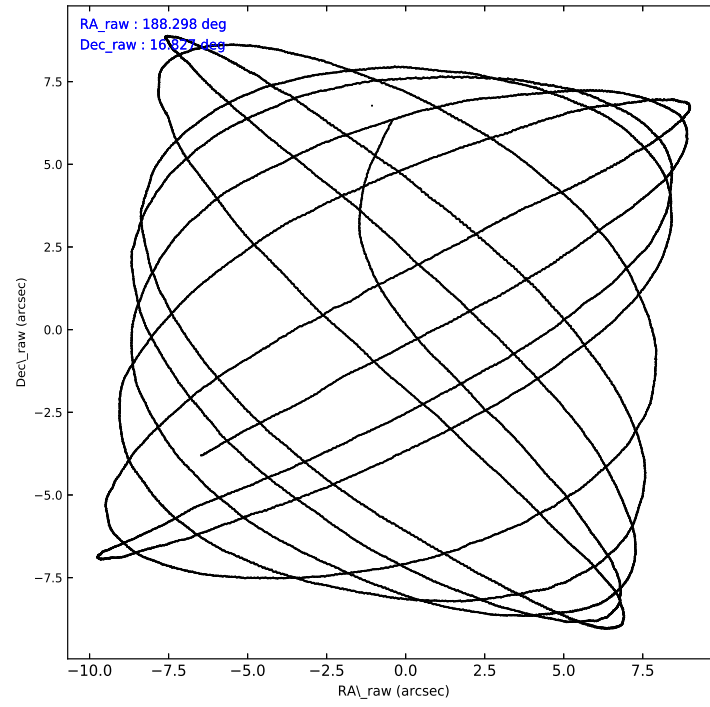
2.1.4 Events

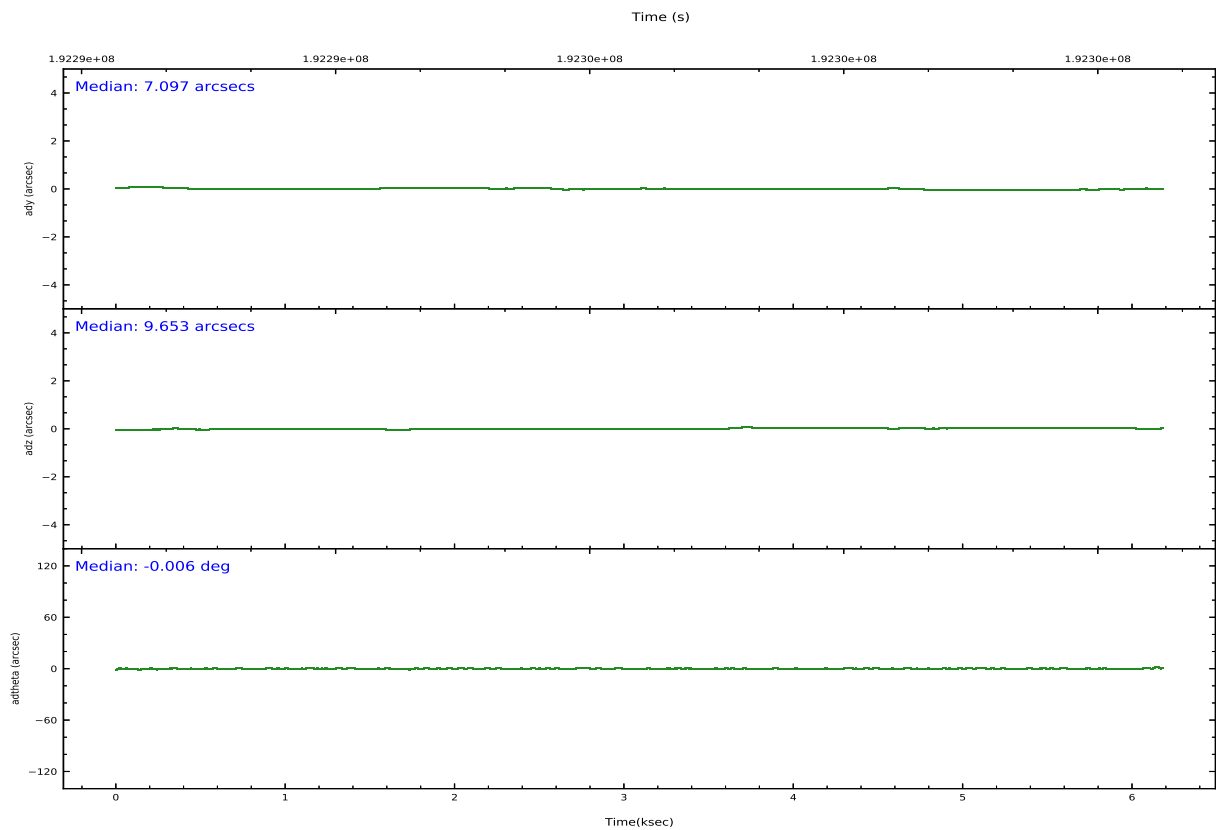
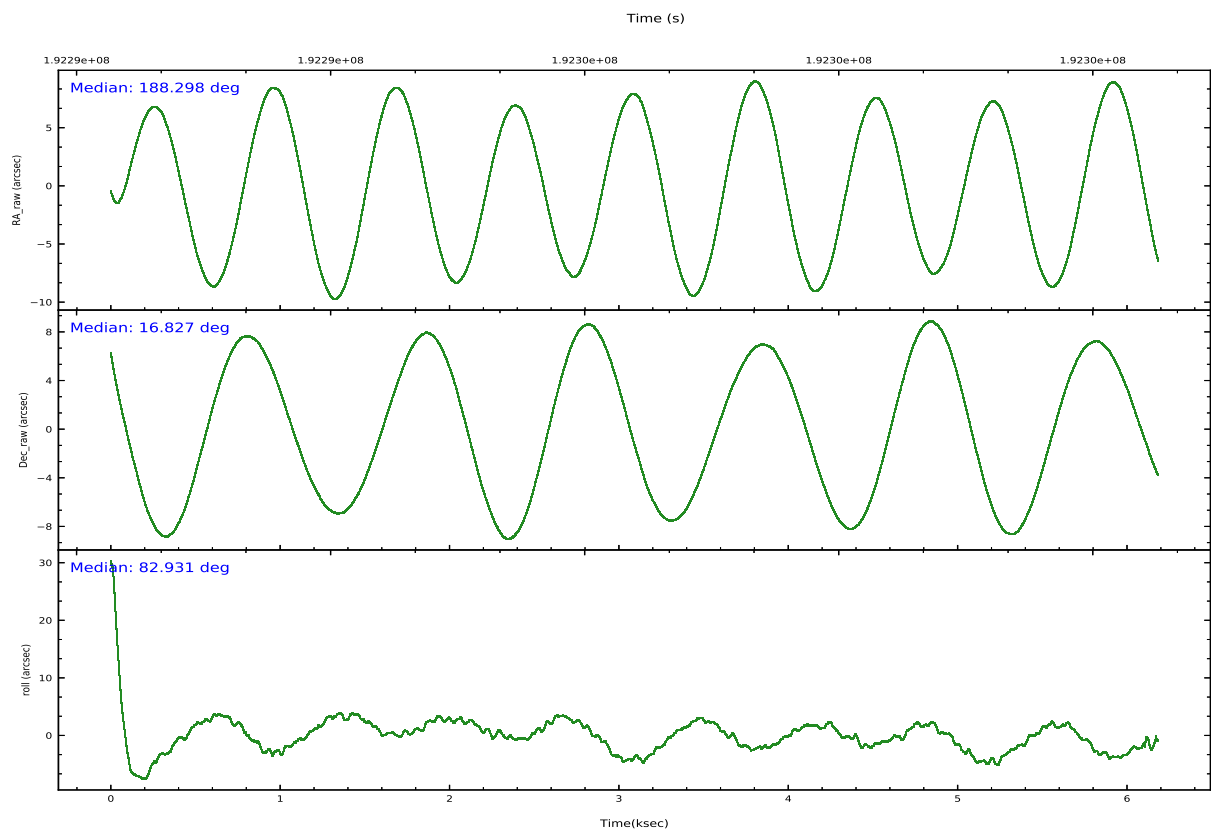
	ccd 2	ccd 3	ccd 5	ccd 6	ccd 7	ccd 8		ccd 2	ccd 3	ccd 5	ccd 6	ccd 7	ccd 8
level 1 events	38919	36448	62374	37834	52199	46581	grade 0 events	1965	1981	5397	1947	2008	3194
rejected events	34387	32071	32857	33212	30656	36964		5%	5%	8%	5%	3%	6%
rejected %	88%	87%	52%	87%	58%	79%	grade 1 events	19	24	89	20	47	35
								0%	0%	0%	0%	0%	0%
							grade 2 events	994	828	8205	891	4378	2138
								2%	2%	13%	2%	8%	4%
							grade 3 events	443	459	1235	465	1920	930
								1%	1%	1%	1%	3%	1%
							grade 4 events	417	402	1108	426	1967	901
								1%	1%	1%	1%	3%	1%
							grade 5 events	1478	1643	4447	1759	4972	2248
								3%	4%	7%	4%	9%	4%
							grade 6 events	748	764	13879	941	11499	2630
								1%	2%	22%	2%	22%	5%
							grade 7 events	32855	30347	28014	31385	25408	34505
								84%	83%	44%	82%	48%	74%

2.2 Compared Parameters

Parameter	Planned	Actual	Parameter	Planned	Actual
Instrument	ACIS	ACIS	Obspar version number	8	8
Detector	ACIS-235678	ACIS-235678	Obspar file type	PREDICTED	ACTUAL
Grating	NONE	NONE	Obspar update status	NONE	UPDATED
Data mode	FAINT	FAINT	Number of optional ACIS chips dropped	0	0
Observation mode	POINTING	POINTING	On-chip summing requested	N	N
[deg] Pointing RA	188.309000	188.30028159691	Subarray requested	NONE	NONE
[deg] Pointing Dec	16.802423	16.824940796511	Alternating exposures requested	N	N
[deg] Pointing Roll	82.777925	82.930996845922	[s] Primary exposure time	0.000000	3.2
[mm] SIM focus pos	-0.684267	-0.6828225247311905			
[mm] SIM defocus	0	0.001444936568705701			
[mm] SIM translation stage pos	-190.132523	-190.1400660498719			
[mm] SIM translation stage offset	0	0.00754346686406393			
[s] Observation start time (MET)	192292386.184000	192291289.55328			
Observation start date	2004-02-04T14:32:02	2004-02-04T14:14:49			
[s] Observation end time (MET)	192298386.184000	192299322.99113			
Observation end date	2004-02-04T16:12:02	2004-02-04T16:28:42			
Read mode	TIMED	TIMED			

2.3 Aspect



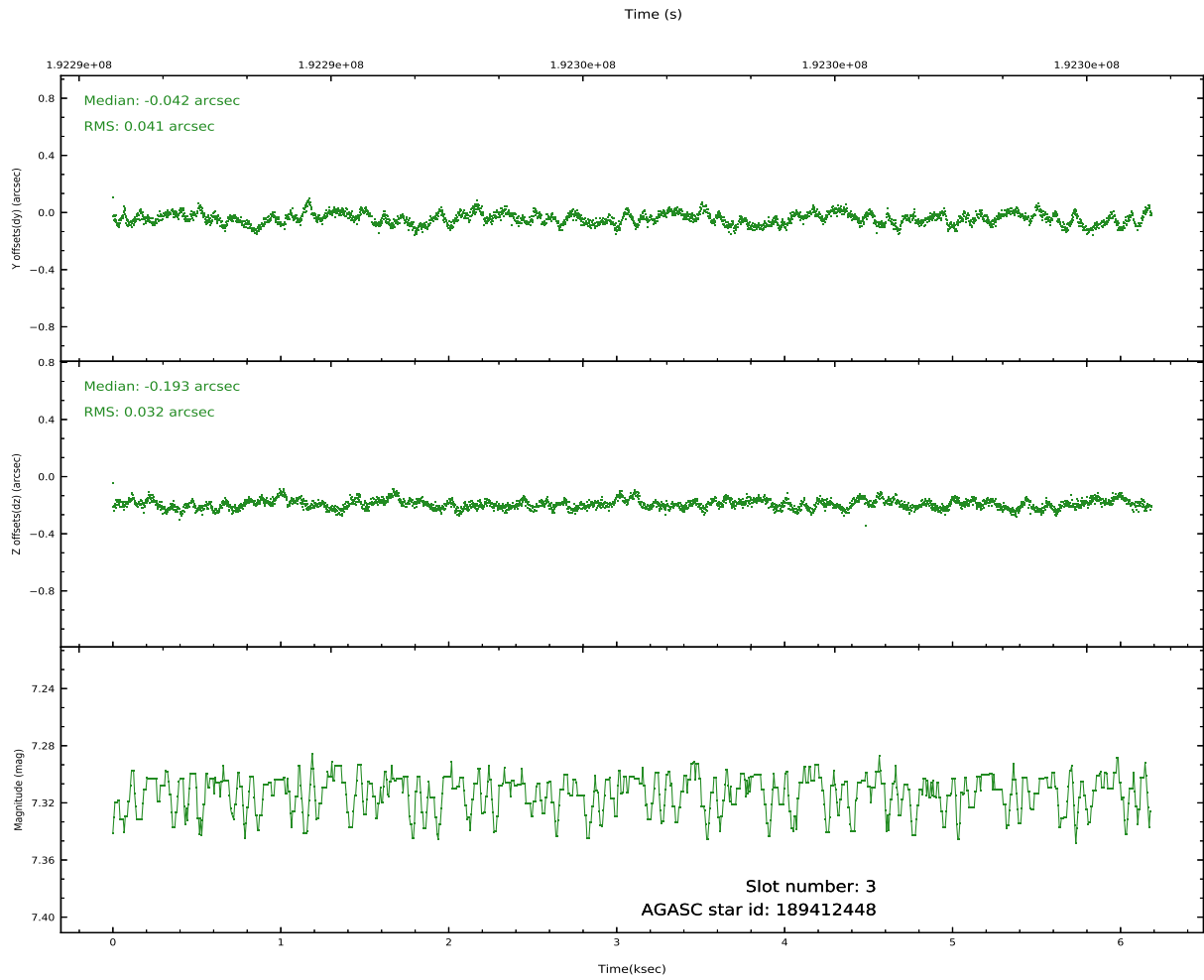
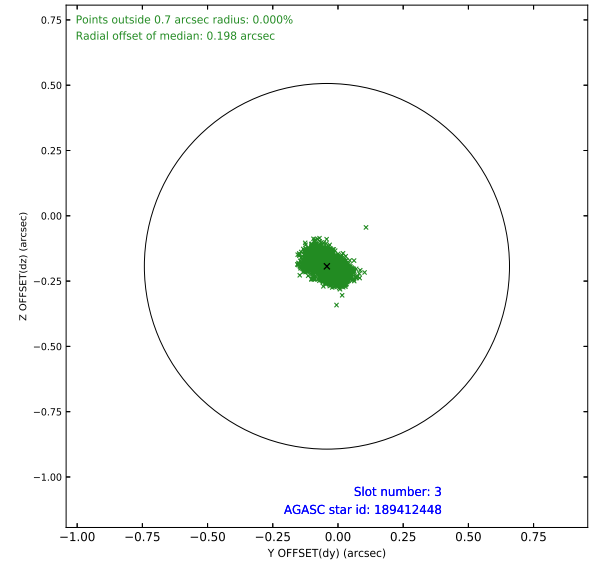
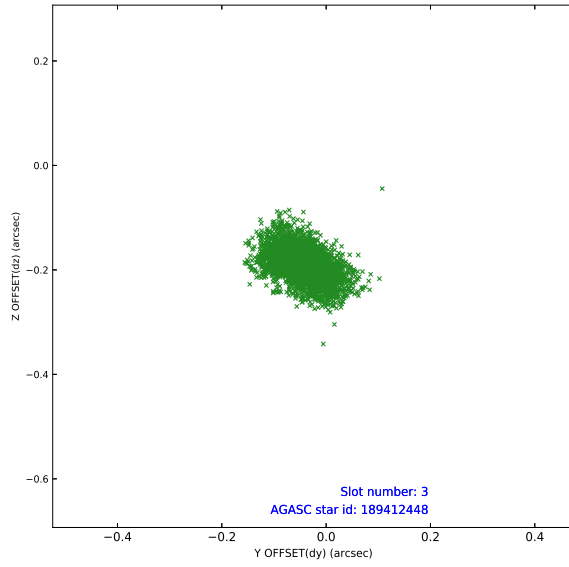


Slot Statistics

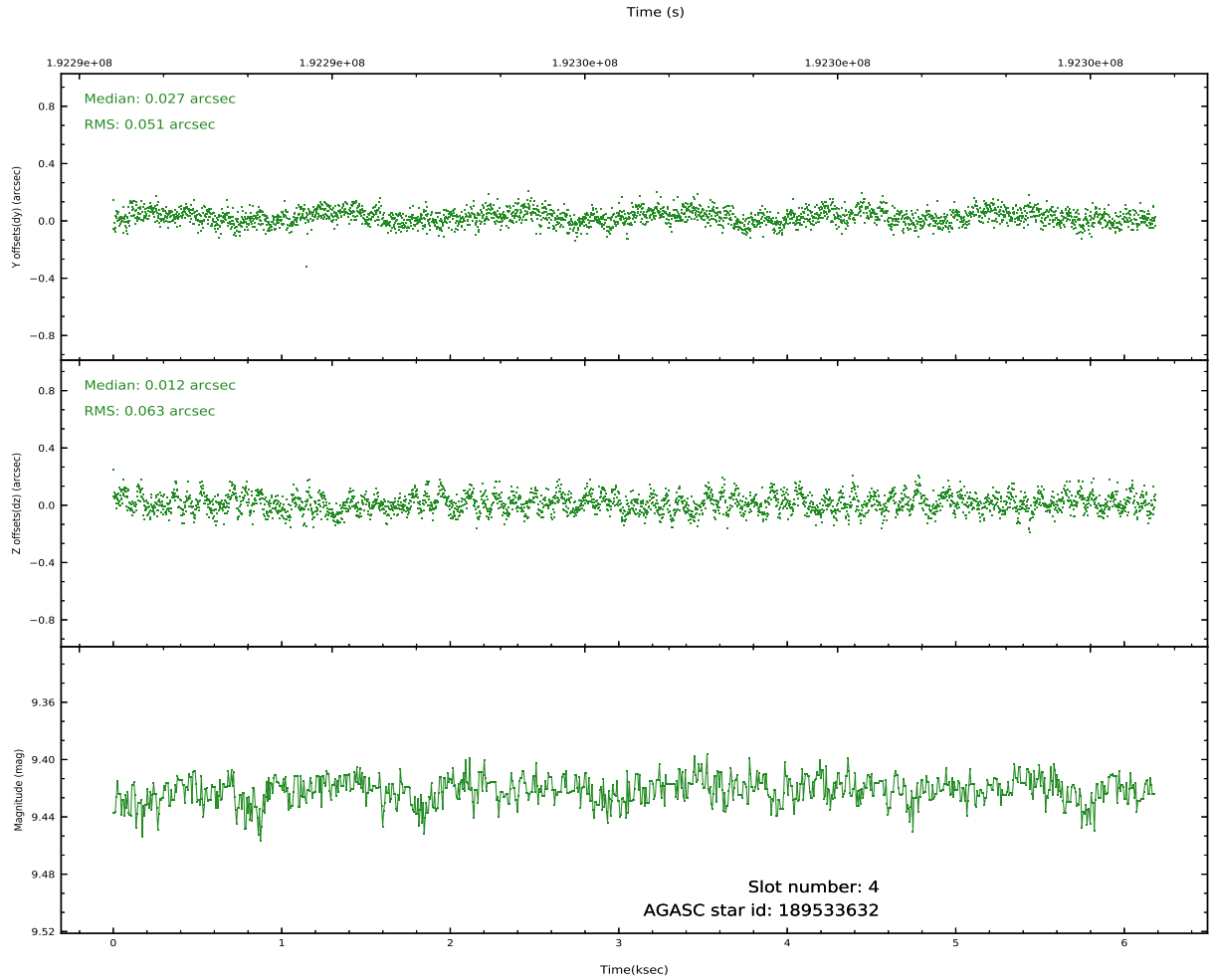
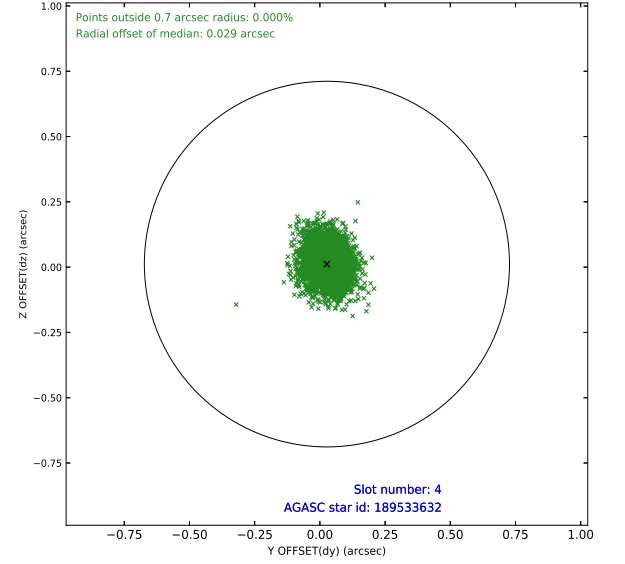
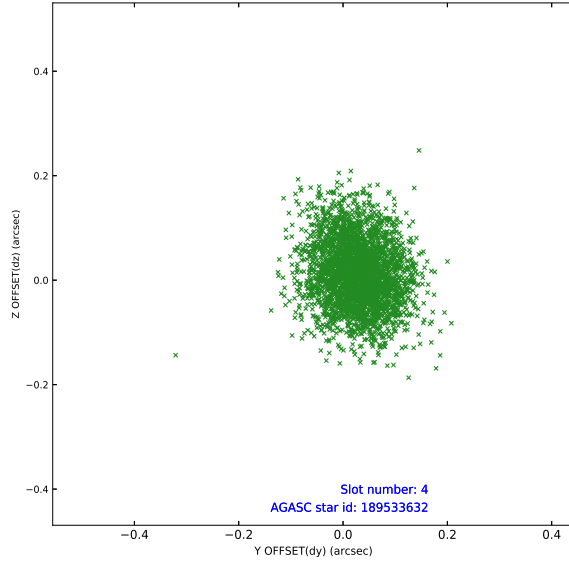
pt	status	used	id	mag	n_pts	frac_pts	med_dy	med_dz	dr1	dr2	ra	dec	mean_y	mea
0	FID		ACIS-S-2	7.10	1509	1.000	-0.072	-0.060	0.007	0.012	0.000000	0.000000	-759.87	-1730
1	FID		ACIS-S-4	7.20	1509	1.000	0.134	0.051	0.006	0.010	0.000000	0.000000	2153.12	176
2	FID		ACIS-S-5	7.23	1509	1.000	-0.092	0.018	0.007	0.012	0.000000	0.000000	-1811.56	171
3	GUIDE	used	189412448	7.31	3017	1.000	-0.042	-0.193	0.055	0.090	187.776697	16.614118	-901.28	1736
4	GUIDE	used	189533632	9.42	3016	1.000	0.027	0.012	0.087	0.140	188.646001	16.426664	-1194.52	-1323
5	GUIDE	used	189535528	9.23	3017	1.000	-0.077	0.091	0.095	0.154	188.943906	16.829854	376.61	-2157
6	GUIDE	used	189537232	8.49	3015	1.000	0.010	0.191	0.059	0.093	188.329566	16.530049	-963.48	-193
7	GUIDE	used	189537728	9.32	3015	1.000	0.080	-0.096	0.092	0.147	188.083246	16.538135	-1041.56	653

2.4 Star Slots

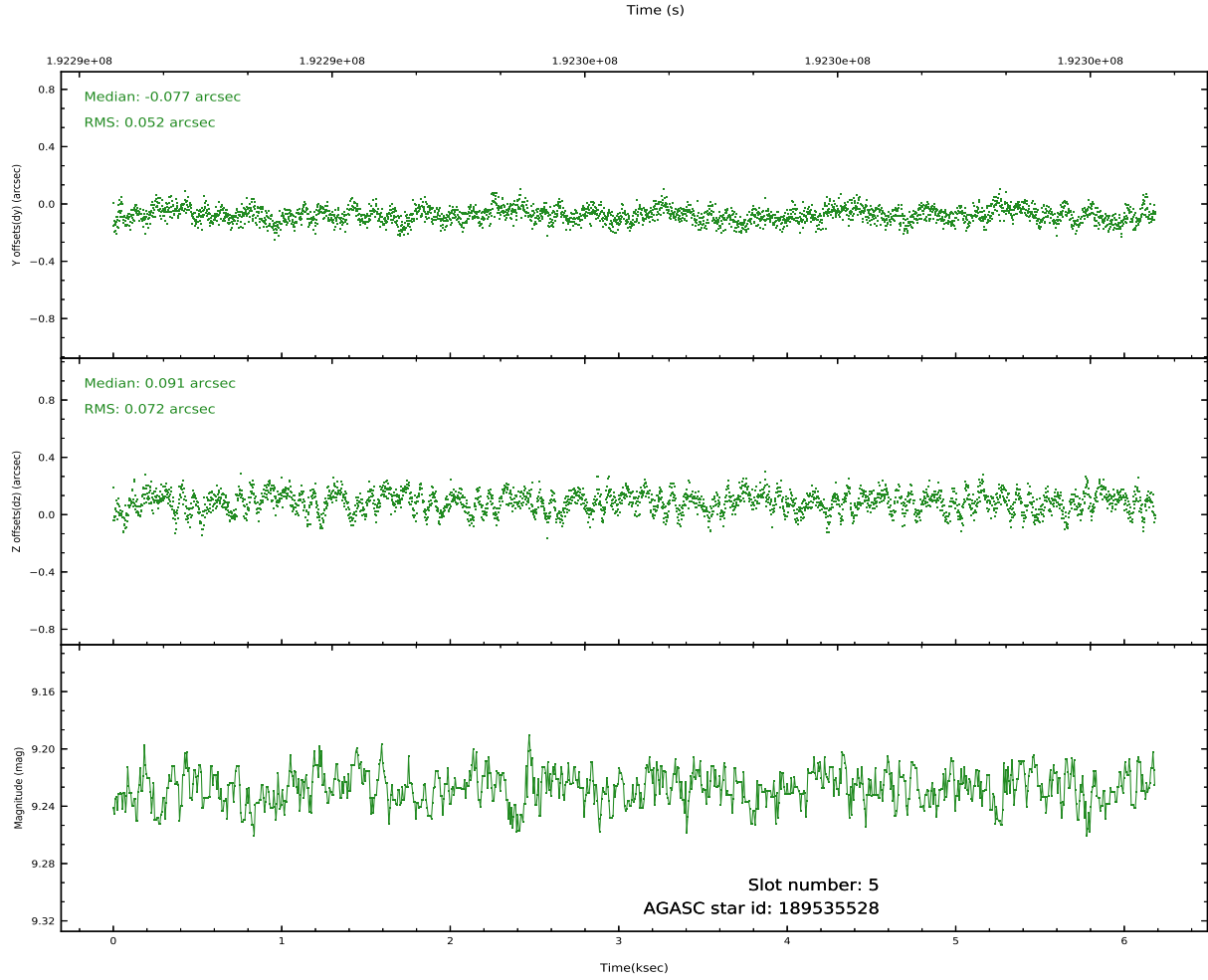
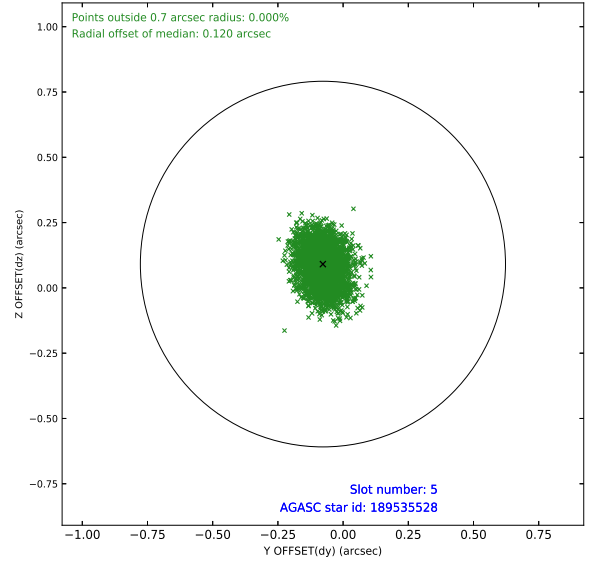
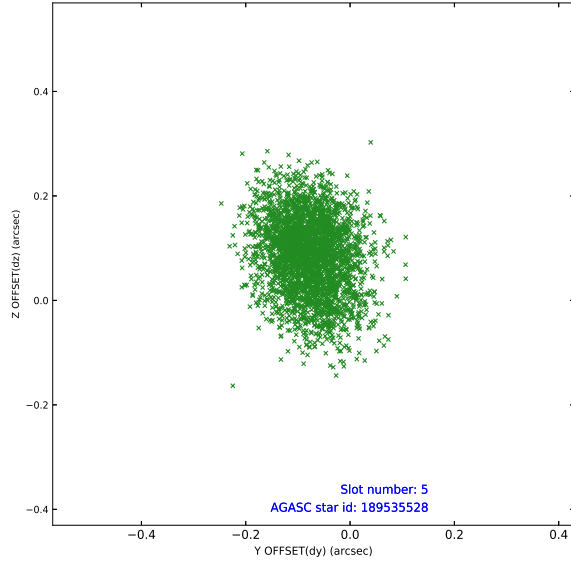
2.4.1 Slot 3



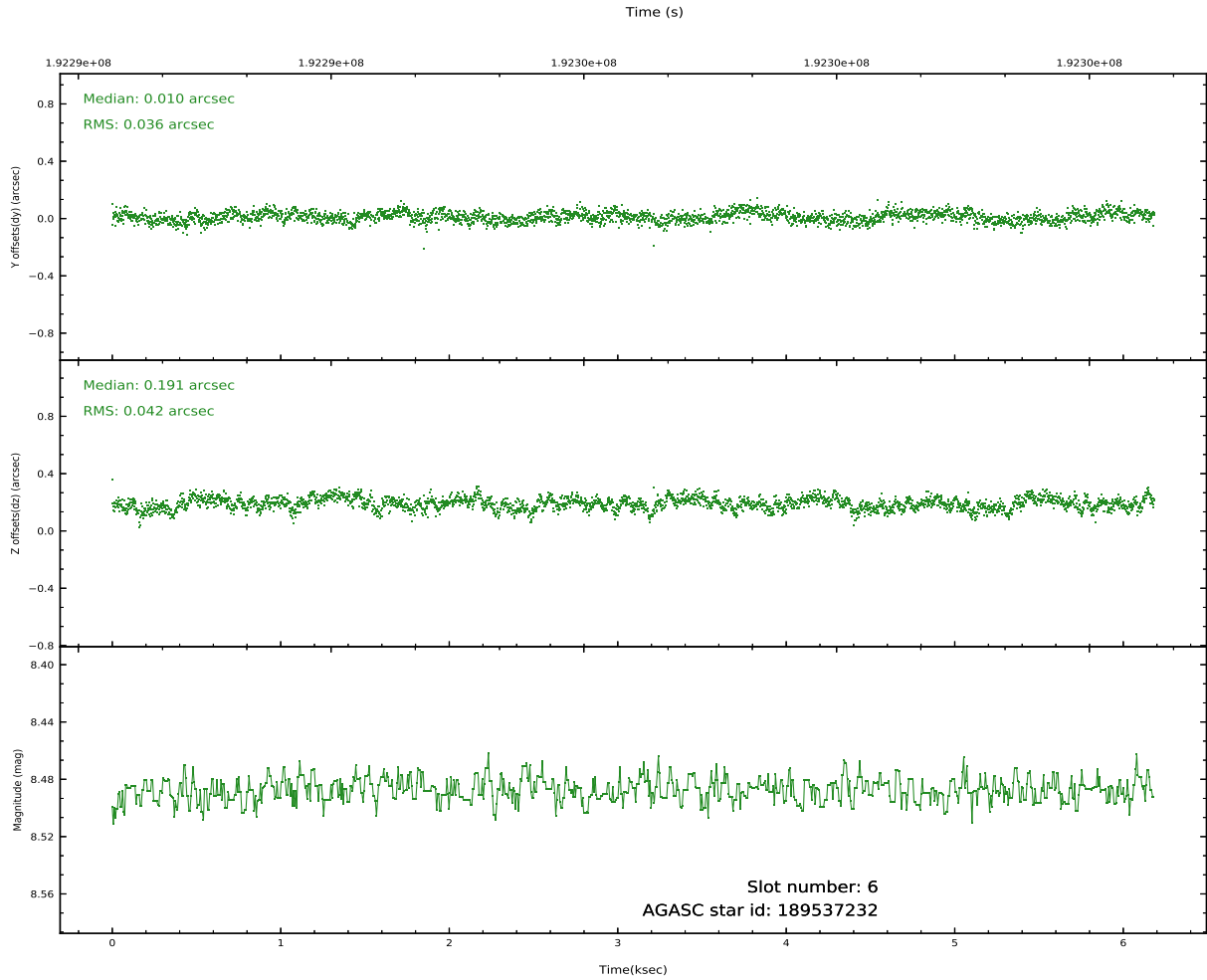
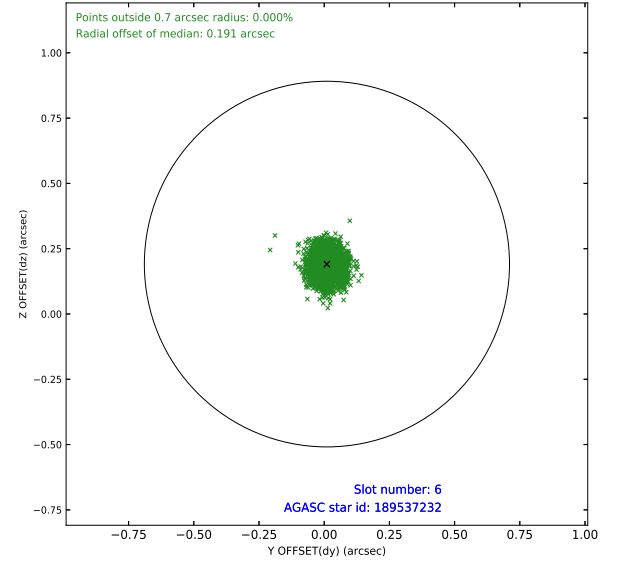
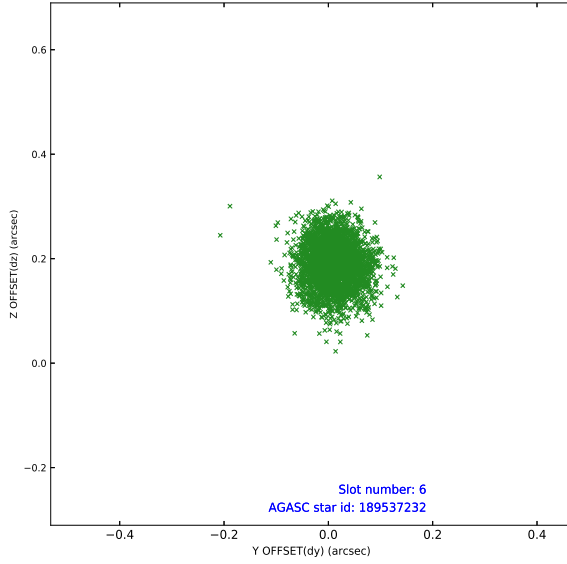
2.4.2 Slot 4



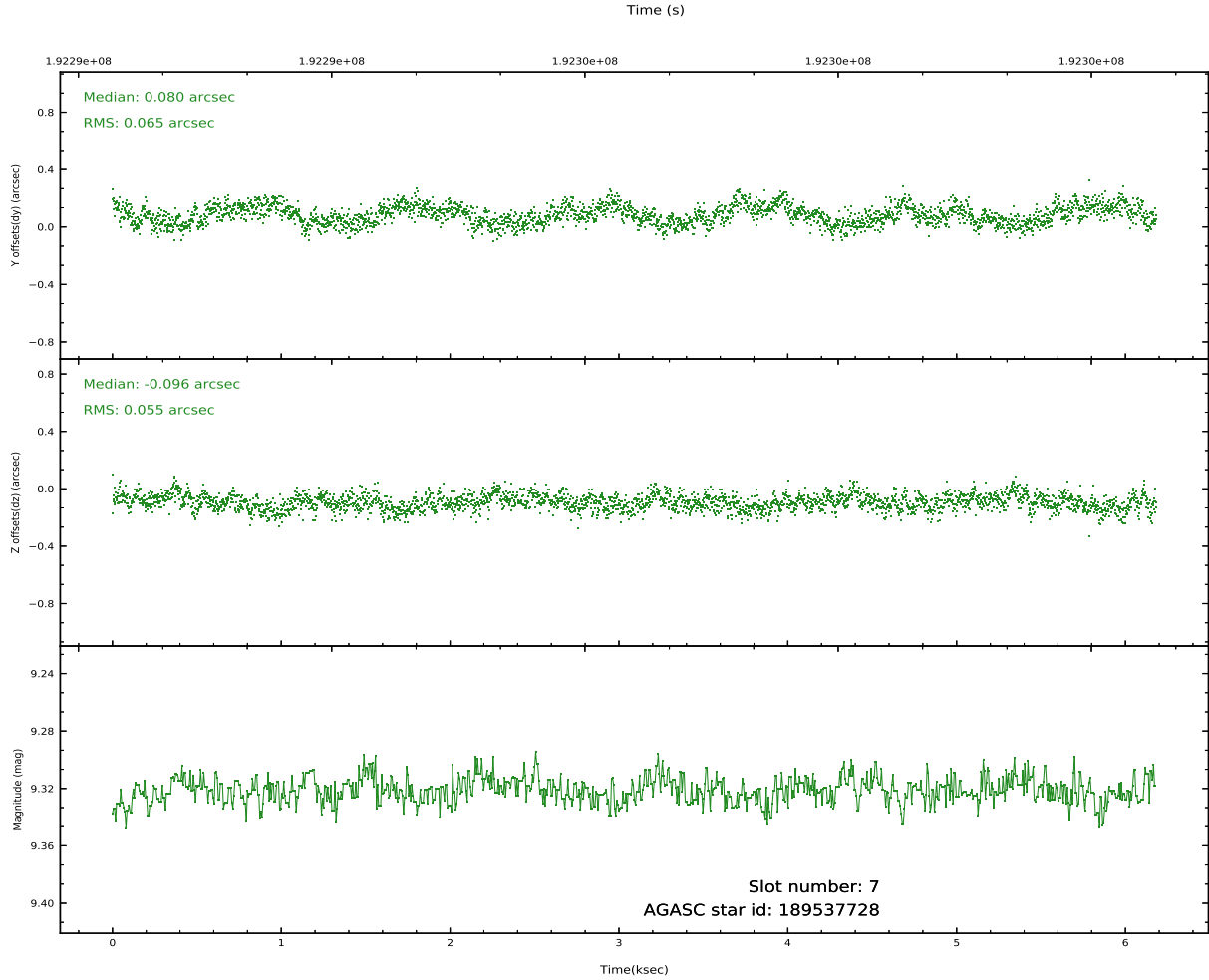
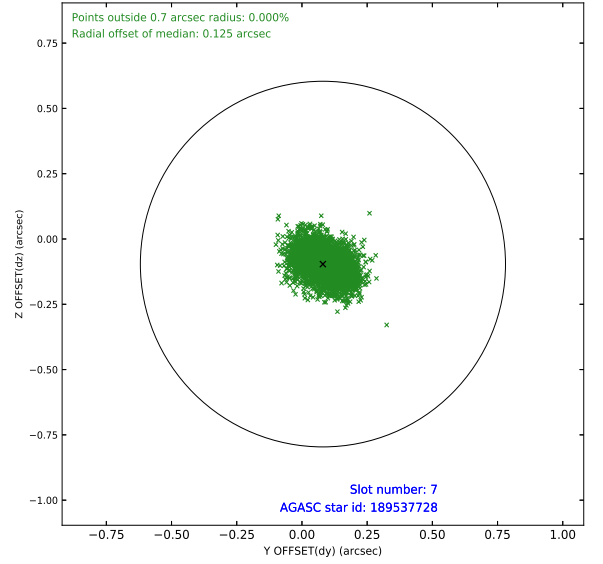
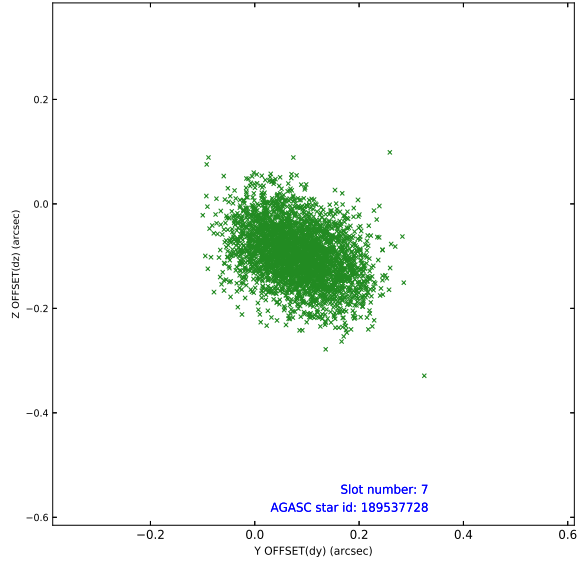
2.4.3 Slot 5



2.4.4 Slot 6

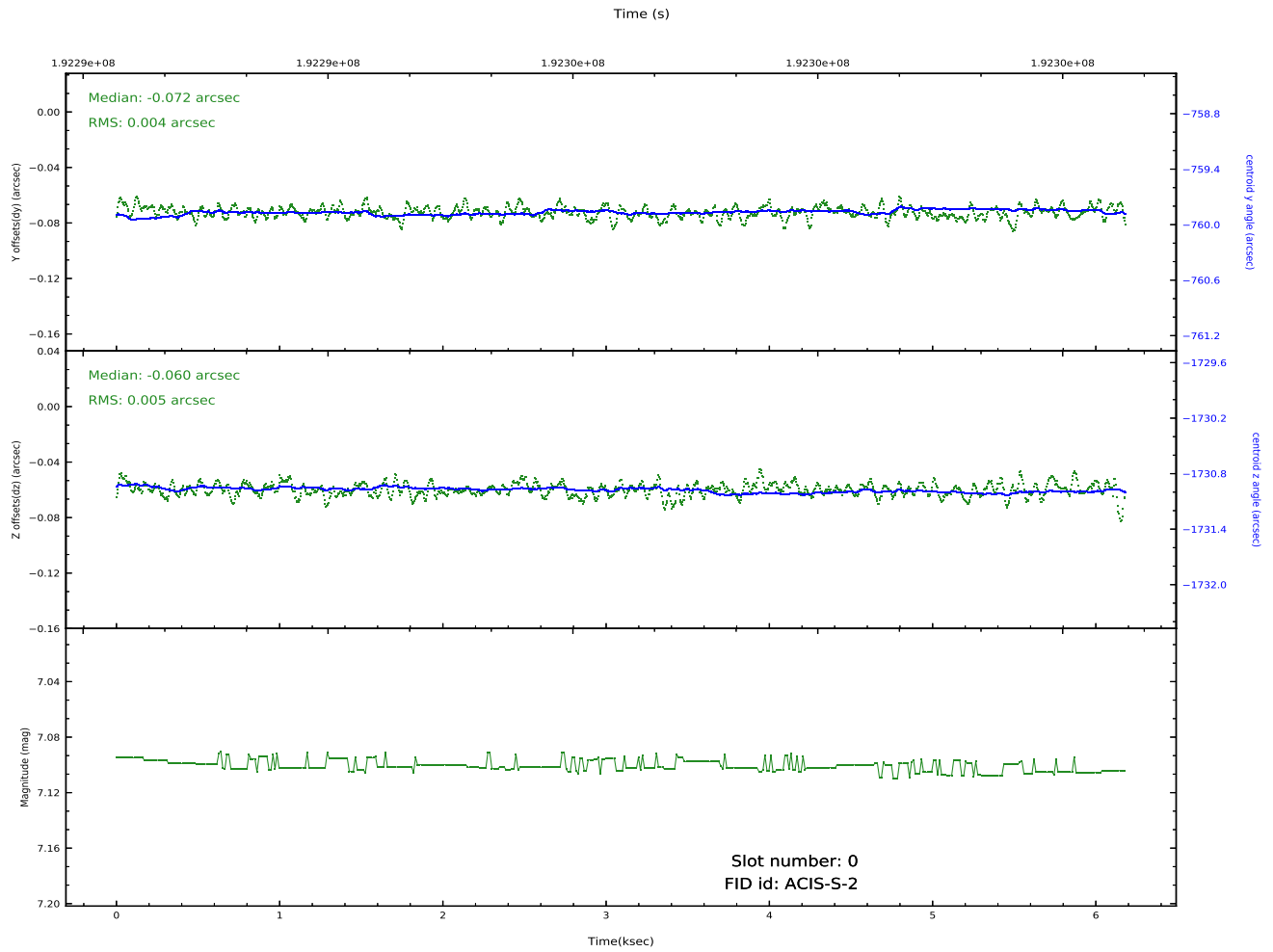
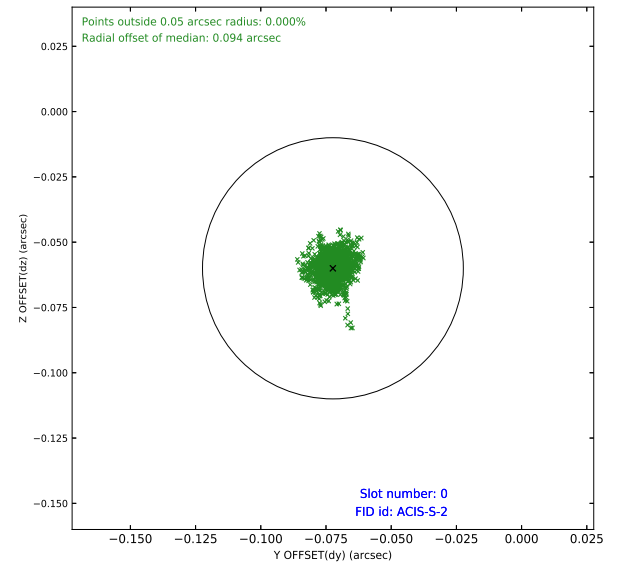
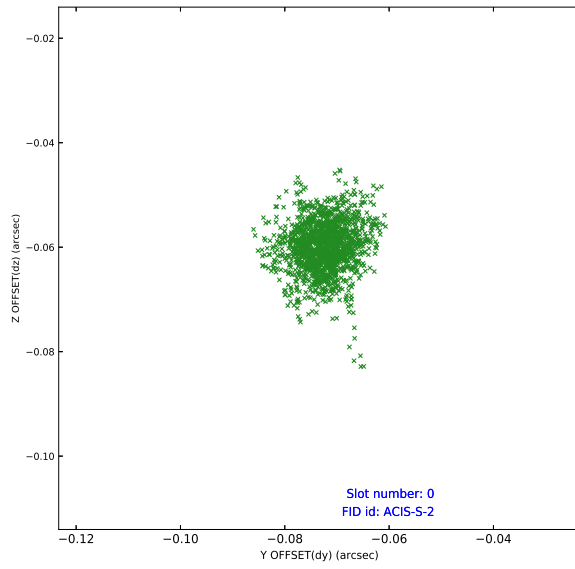


2.4.5 Slot 7

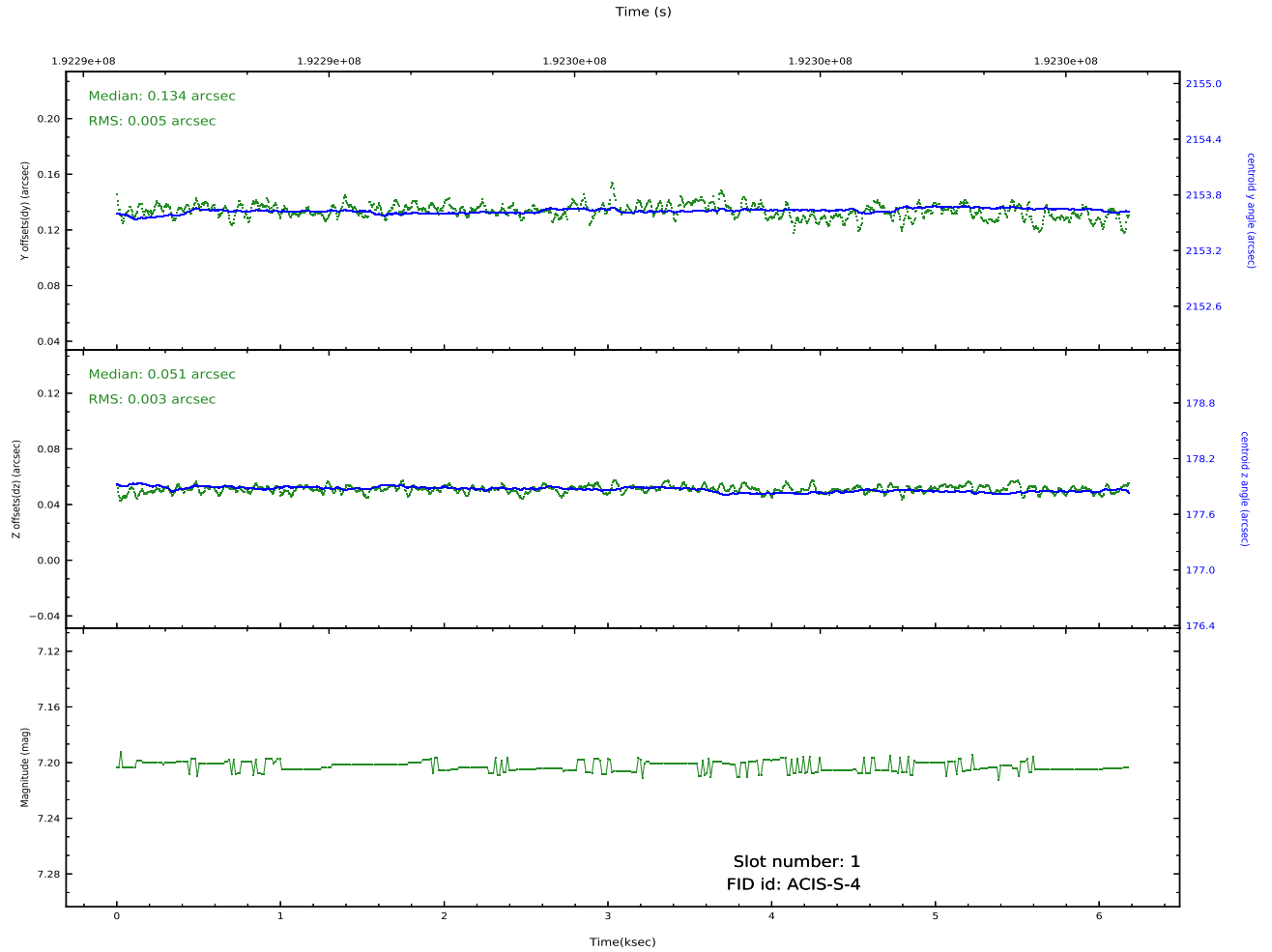
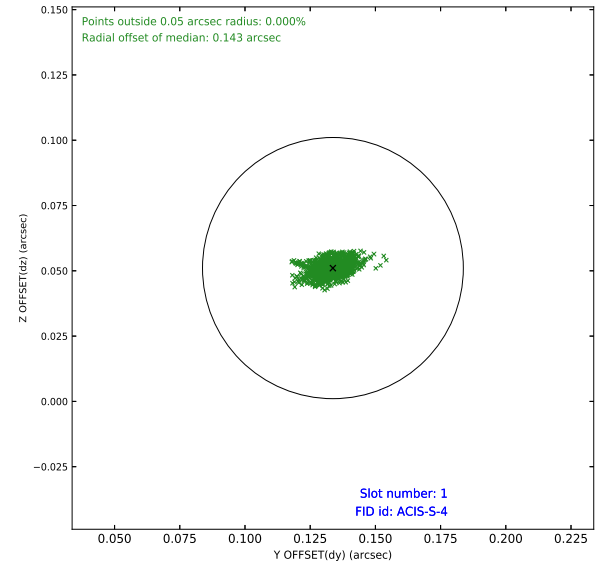
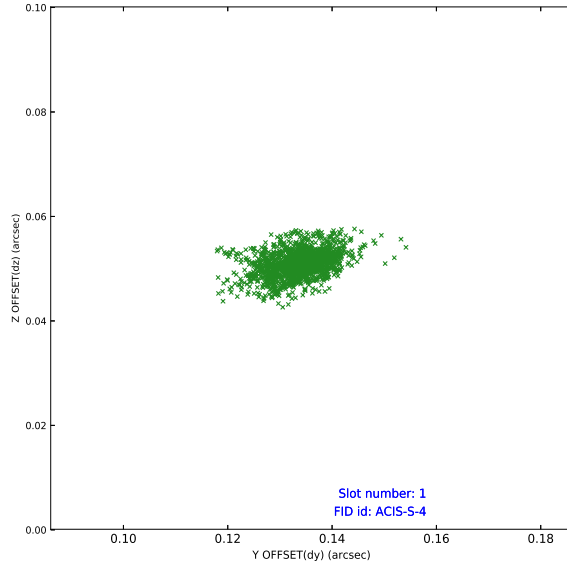


2.5 FID Slots

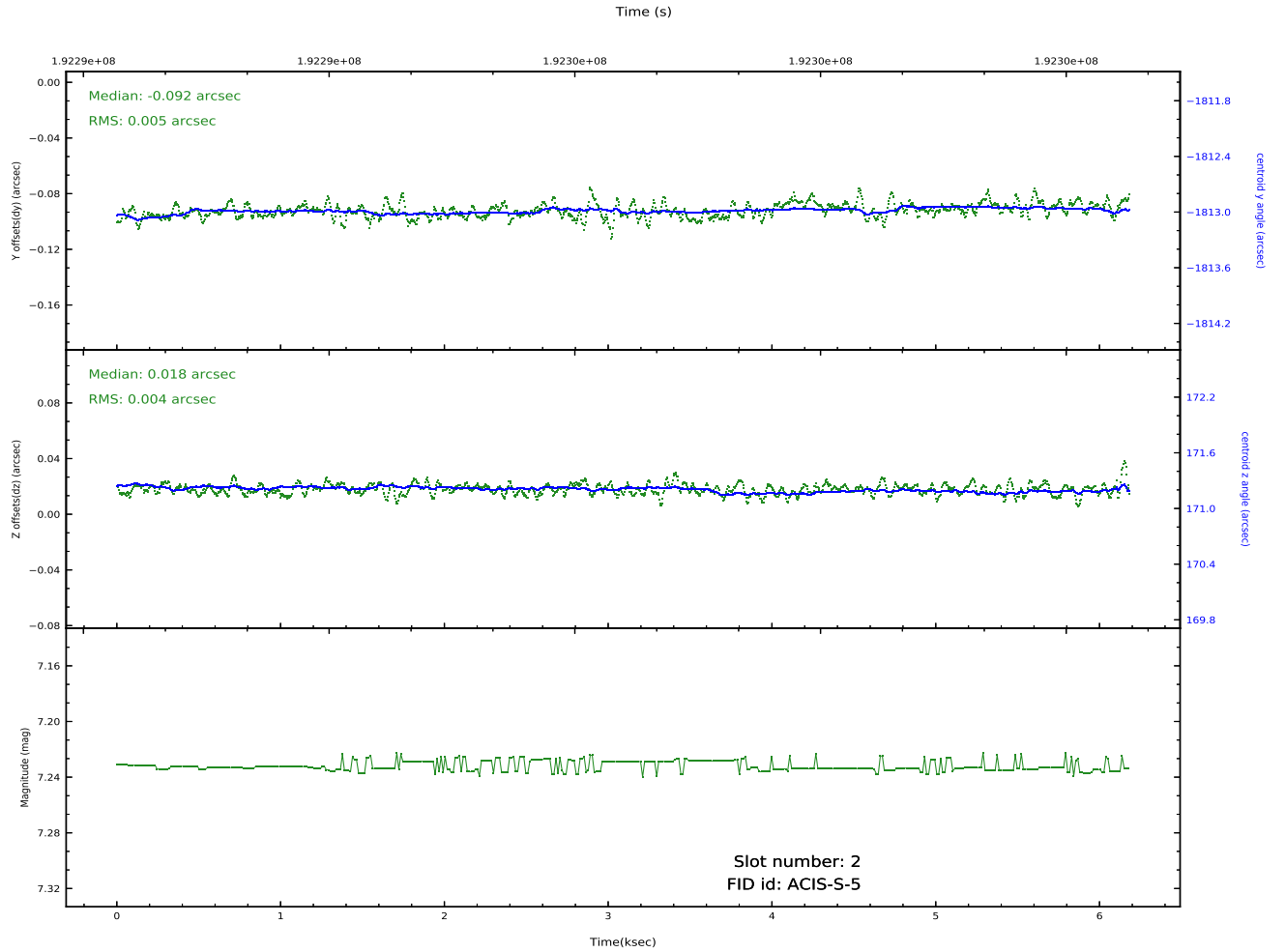
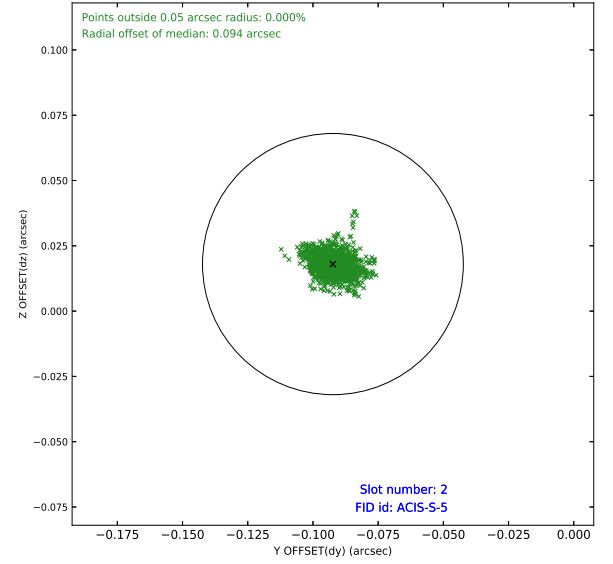
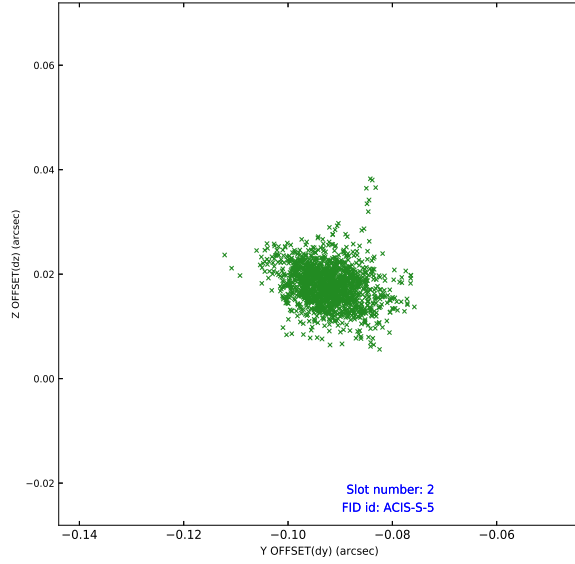
2.5.1 Slot 0



2.5.2 Slot 1



2.5.3 Slot 2



A Summary

A.1 Status

V&V Scientist	Jen Lauer
V&V Date (YYYY-MM-DD)	2020.09.23
V&V Edition	1
V&V Disposition and Status	OK
V&V Charge Time	6.175

A.2 Comments