

V&V Reference Report

L2 ASCDS Version : 8.5.1.1

Observation 5573 - L2 Version 3
Chandra X-Ray Center


L2 Processing Date : Dec 25 2012

Contents

1	Front	2
2	OBI	3
2.1	OBI	3
2.1.1	Images	3
2.1.2	Bias	3
2.1.3	Parameters	4
2.1.4	Events	4
2.2	Compared Parameters	5
2.3	Aspect	6
2.4	Star Slots	9
2.4.1	Slot 3	9
2.4.2	Slot 4	10
2.4.3	Slot 5	11
2.4.4	Slot 6	12
2.4.5	Slot 7	13
2.5	FID Slots	14
2.5.1	Slot 0	14
2.5.2	Slot 1	15
2.5.3	Slot 2	16
A	Summary	17
A.1	Status	17
A.2	Comments	17

1 Front


seq_num	500562	Sequence number
obs_id	5573	Observation id
title	IS SGR 1627-41 A DIM ISOLATED NEUTRON STAR?	Proposal title
observer	Dr. CHRYSSA KOUVELIOTOU	Principal investigator
object	SGR 1627-41	Source name
dtcycle	0	
cycle	P	events from which exps? Prim/Second/Both
ra_targ	248.965833	Observer's specified target RA [deg]
dec_targ	-47.589806	Observer's specified target Dec [deg]
ra_nom	248.97242465628	Nominal RA [deg]
dec_nom	-47.598390937001	Nominal Dec [deg]
roll_nom	307.63228119887	Nominal Roll [deg]
revision	3	Processing version of data
ontime	9955.199962914	Sum of GTIs [s]
livetime	9829.1412266818	Livetime [s]
ontime2	9955.199962914	Sum of GTIs [s]
ontime3	9951.9589726329	Sum of GTIs [s]
ontime5	9955.199962914	Sum of GTIs [s]
ontime6	9955.199962914	Sum of GTIs [s]
ontime7	9955.199962914	Sum of GTIs [s]
ontime8	9955.199962914	Sum of GTIs [s]
l2events	88531	Number of level 2 events




2 OBI

2.1 OBI

2.1.1 Images



2.1.2 Bias



2.1.3 Parameters

obi_num	0	Obi number	sched_exp_time	10000.000000	[s] Scheduled observation exposure time
ascdsver	8.5.1.1	Processing system revision	ontime	9955.199962914	Sum of GTIs [s]
caldsver	4.5.5	 	ontime2	9955.199962914	Sum of GTIs [s]
date	2012-12-25T06:22:32	Date and time of file creation	ontime3	9951.9589726329	Sum of GTIs [s]
revision	3	Processing version of data	ontime5	9955.199962914	Sum of GTIs [s]
			ontime6	9955.199962914	Sum of GTIs [s]
			ontime7	9955.199962914	Sum of GTIs [s]
			ontime8	9955.199962914	Sum of GTIs [s]
			l1events	398694	Number of level 1 events

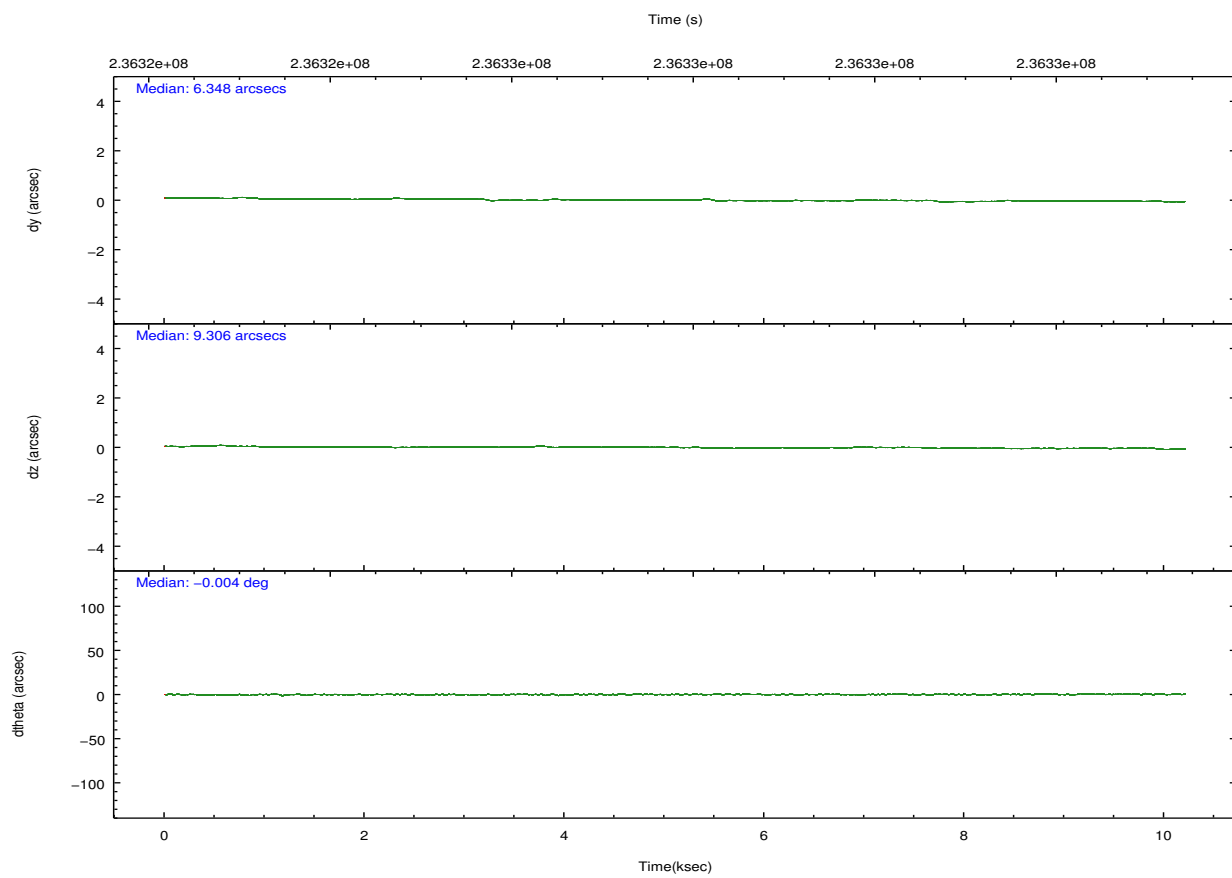
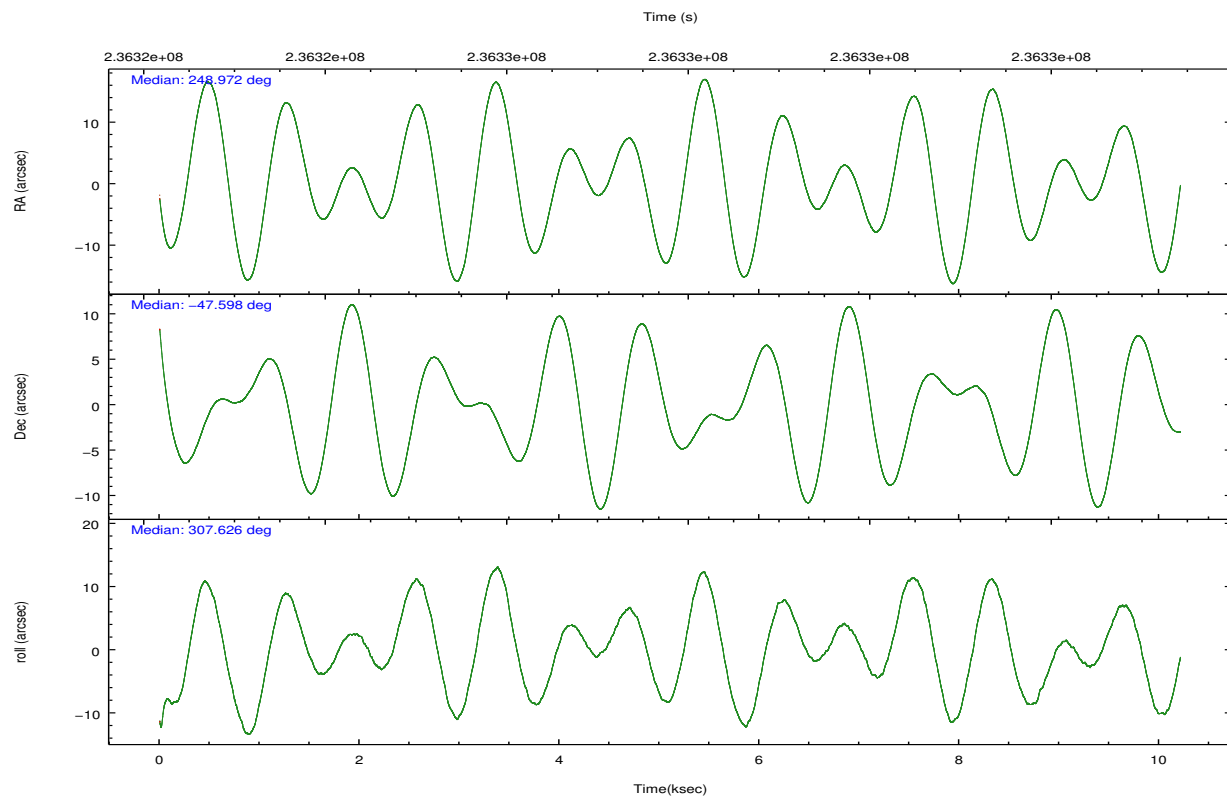
2.1.4 Events

	ccd 2	ccd 3	ccd 5	ccd 6	ccd 7	ccd 8		ccd 2	ccd 3	ccd 5	ccd 6	ccd 7	ccd 8
level 1 events	67845	59875	72826	62495	58362	77291	grade 0 events	2554	2620	3054	2792	2952	5533
rejected events	61527	53700	34531	55693	28993	58044		3%	4%	4%	4%	5%	7%
rejected %	90%	89%	47%	89%	49%	75%	grade 1 events	36	34	97	33	55	67
								0%	0%	0%	0%	0%	0%
							grade 2 events	1466	1169	11605	1312	6349	4463
								2%	1%	15%	2%	10%	5%
							grade 3 events	629	648	1745	689	2892	2019
								0%	1%	2%	1%	4%	2%
							grade 4 events	623	659	1716	705	2848	1921
								0%	1%	2%	1%	4%	2%
							grade 5 events	1698	2048	6017	2103	6237	3163
								2%	3%	8%	3%	10%	4%
							grade 6 events	1051	1082	20184	1307	14338	5313
								1%	1%	27%	2%	24%	6%
							grade 7 events	59788	51615	28408	53554	22691	54812
								88%	86%	39%	85%	38%	70%

2.2 Compared Parameters

Parameter	Planned	Actual	Parameter	Planned	Actual
Instrument	ACIS	ACIS	Obspar format version number	7	7
Detector	ACIS-235678	ACIS-235678	Obspar file type	PREDICTED	ACTUAL
Grating	NONE	NONE	Obspar update status	NONE	UPDATED
Data mode	VFAINT	VFAINT	Number of optional ACIS chips dropped	0	0
Observation mode	POINTING	POINTING	On-chip summing requested	N	N
[deg] Pointing RA	248.934922	248.9724246562763	Subarray requested	NONE	NONE
[deg] Pointing Dec	-47.588353	-47.59839093700067	Alternating exposures requested	N	N
[deg] Pointing Roll	307.447969	307.6322811988695	[s] Primary exposure time	0.000000	3.2
[mm] SIM focus pos	-0.684267	-0.6828225247311905			
[mm] SIM defocus	0	0.001444936568705701			
[mm] SIM translation stage pos	-190.132523	-190.1400660498719			
[mm] SIM translation stage offset	0	0.00754346686406393			
[s] Observation start time (MET)	236322909.184000	236321935.67343			
Observation start date	2005-06-28T05:14:05	2005-06-28T04:58:55			
[s] Observation end time (MET)	236332909.184000	236333899.98648			
Observation end date	2005-06-28T08:00:45	2005-06-28T08:18:19			
Read mode	TIMED	TIMED			

2.3 Aspect

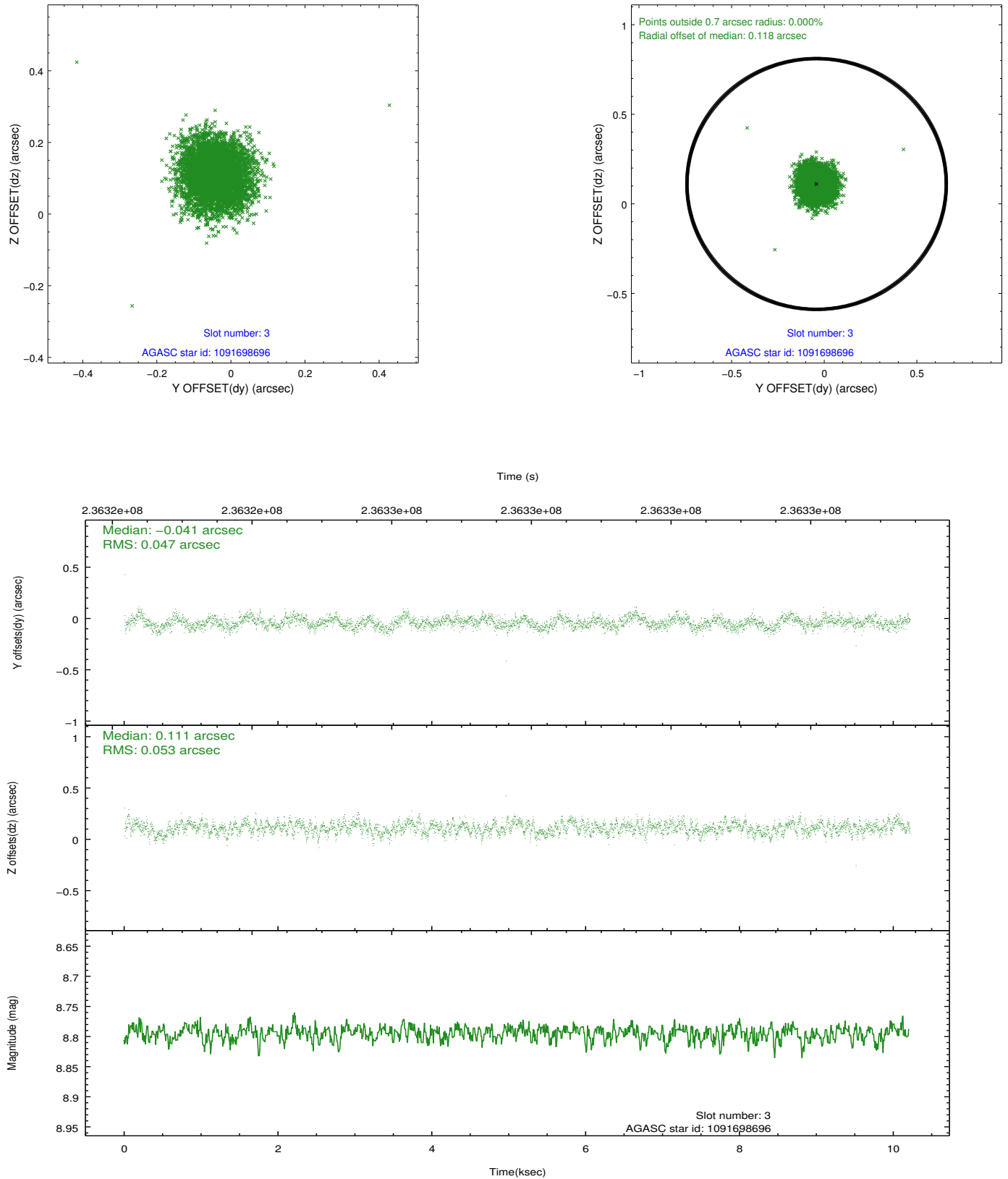


Slot Statistics

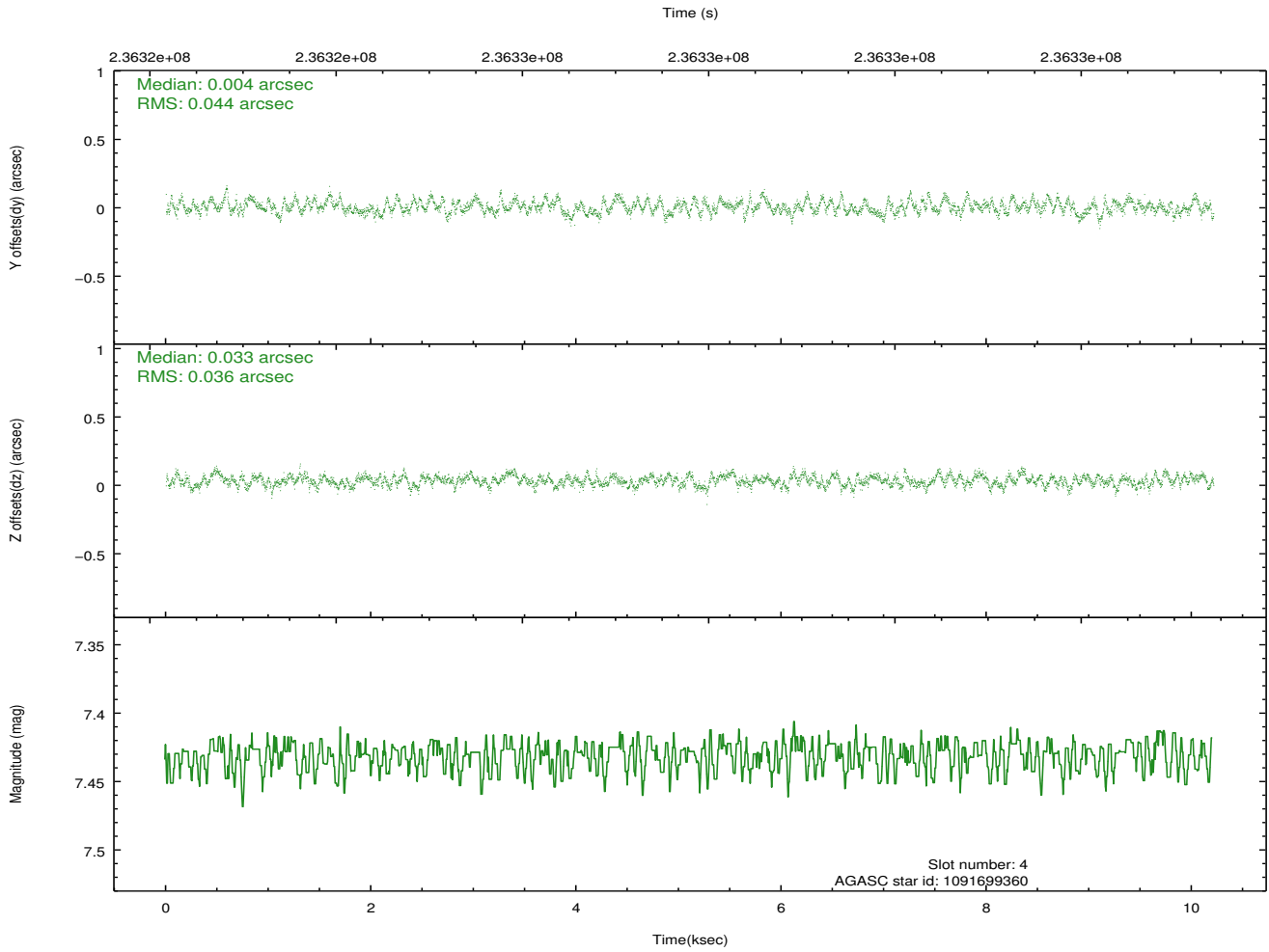
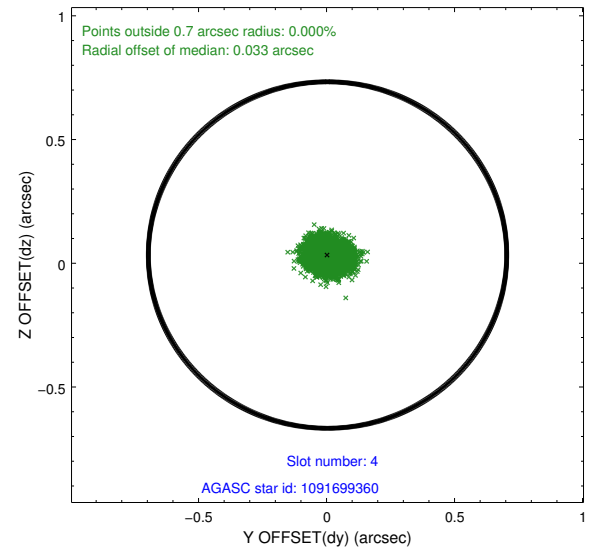
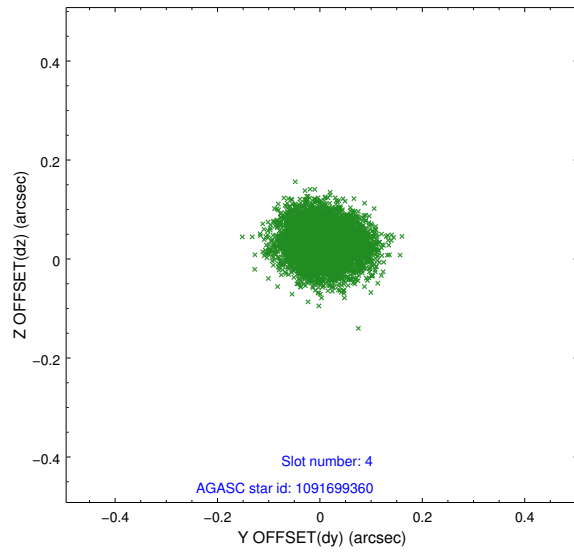
slot	status	id	mag	n_pts	med_dy	med_dz	dr1	dr2	ra	dec	mean_y	mean_z
0	FID	ACIS-S-2	7.10	2492	-0.060	-0.046	0.007	0.011	0.000000	0.000000	-759.14	-1730.58
1	FID	ACIS-S-4	7.21	2492	0.103	0.041	0.006	0.011	0.000000	0.000000	2154.06	177.48
2	FID	ACIS-S-5	7.23	2492	-0.073	0.013	0.006	0.011	0.000000	0.000000	-1811.34	171.68
3	GUIDE	1091698696	8.79	4963	-0.041	0.111	0.076	0.121	248.529134	-48.079711	813.47	-1851.61
4	GUIDE	1091699360	7.43	4983	0.004	0.033	0.061	0.095	248.660725	-47.004364	-2077.07	742.93
5	GUIDE	1091702440	8.73	4982	0.086	0.017	0.083	0.132	248.295809	-47.683380	-665.03	-1441.34
6	GUIDE	1091705016	7.82	4983	-0.102	-0.130	0.055	0.090	249.888030	-47.558250	1333.04	1895.52
7	GUIDE	1091709768	7.70	4981	0.052	-0.031	0.051	0.081	249.435228	-47.706899	1079.53	701.03

2.4 Star Slots

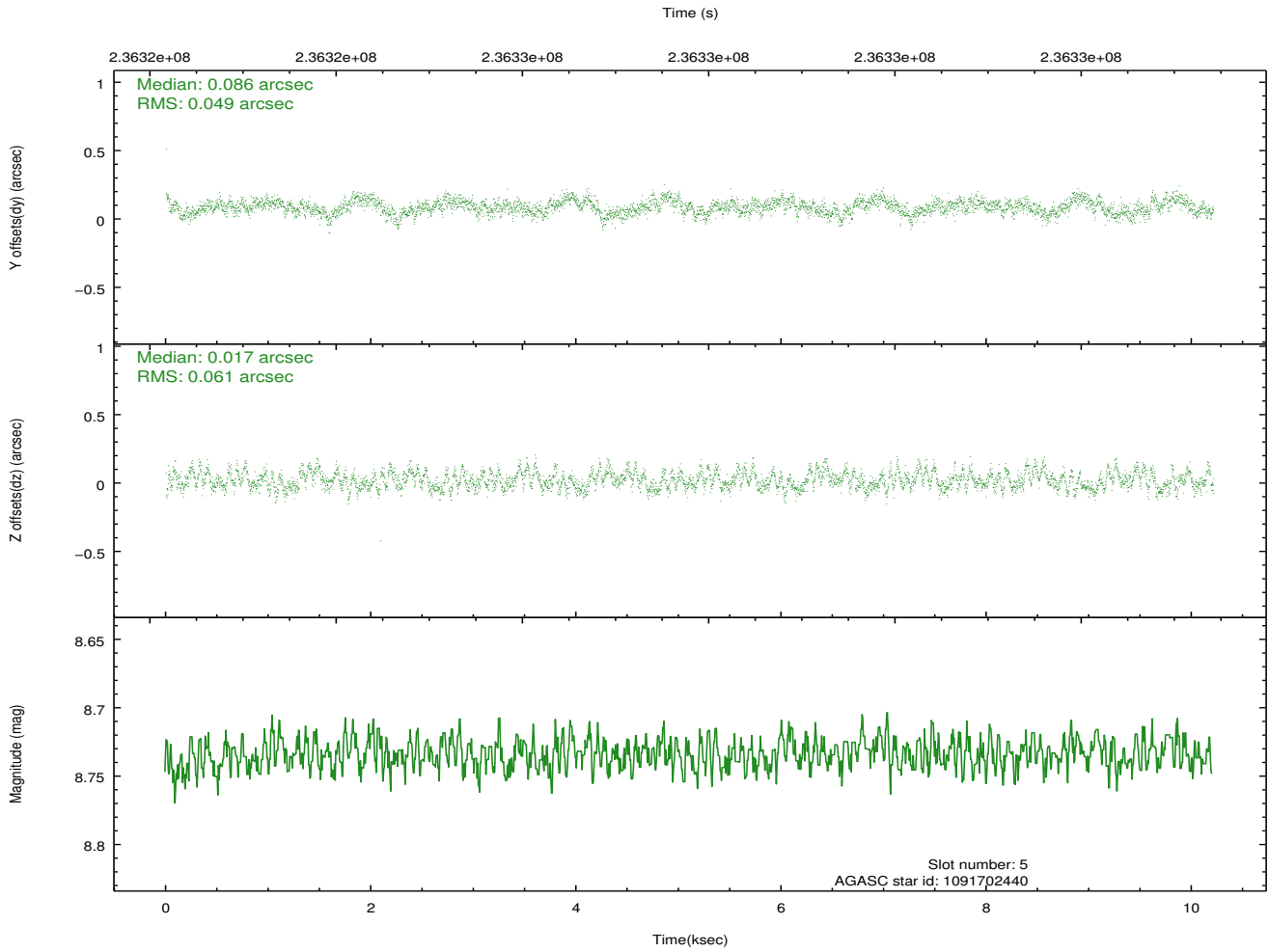
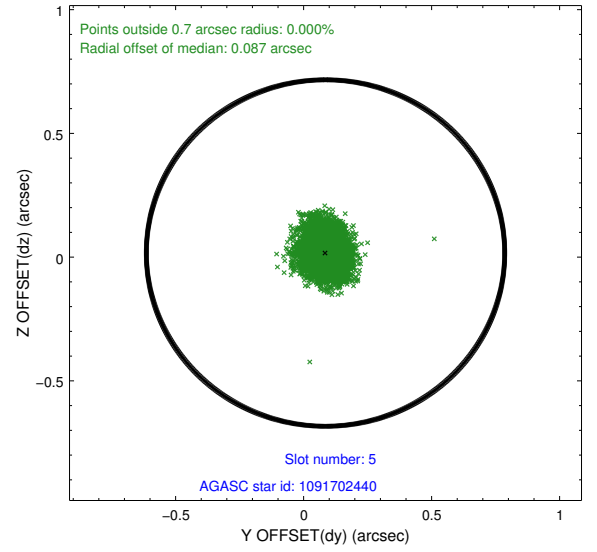
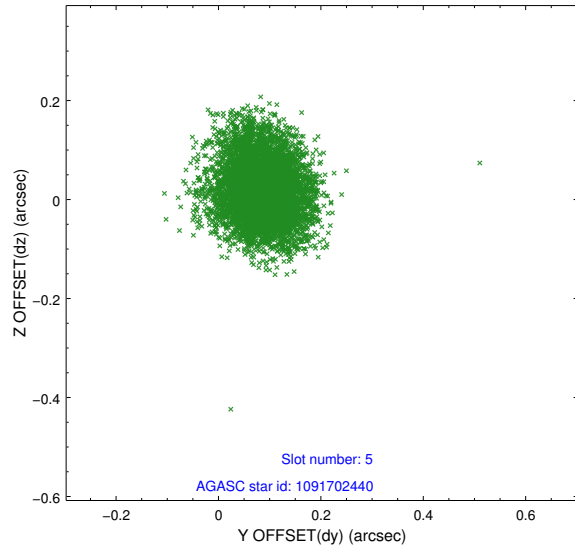
2.4.1 Slot 3



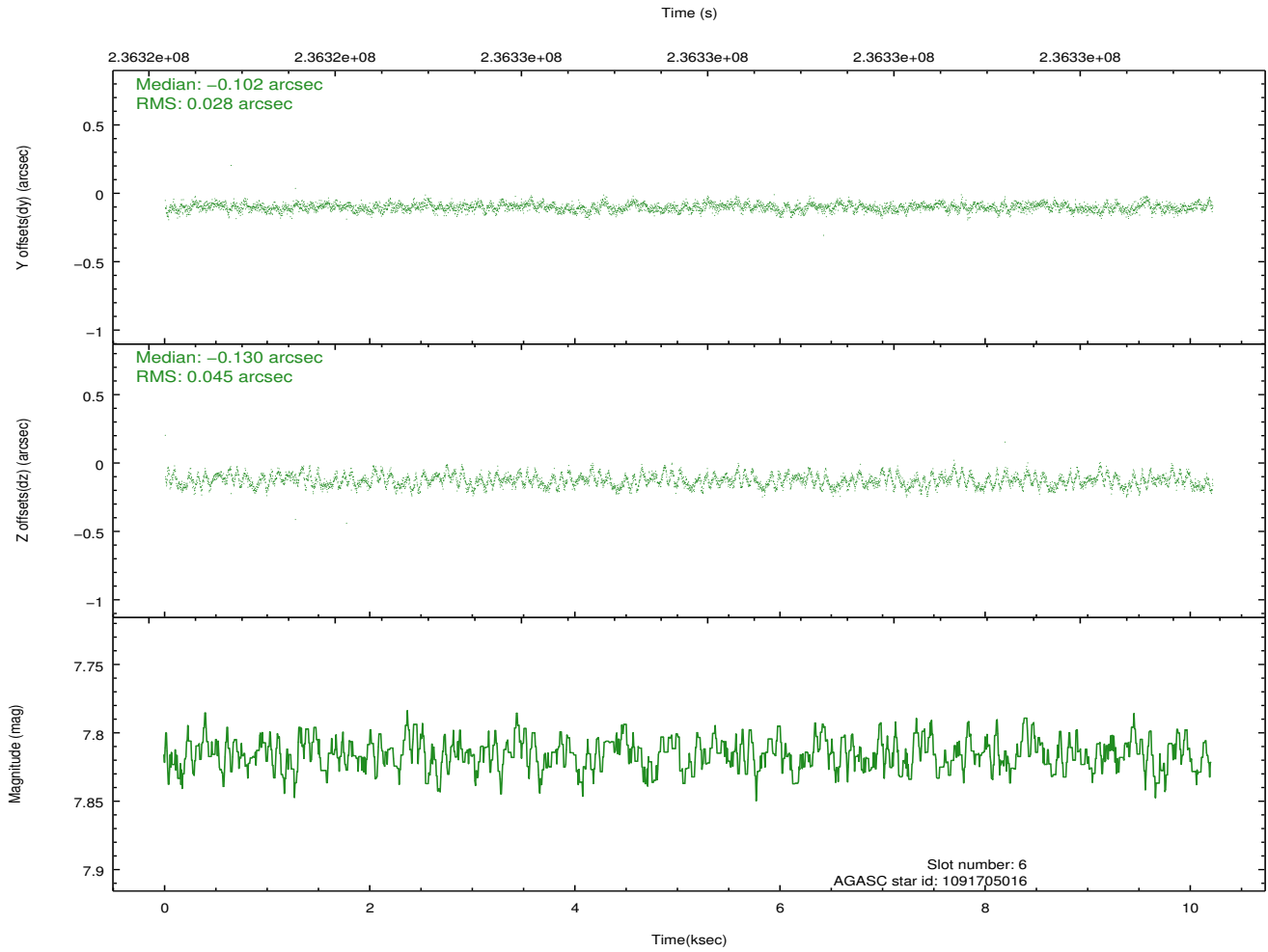
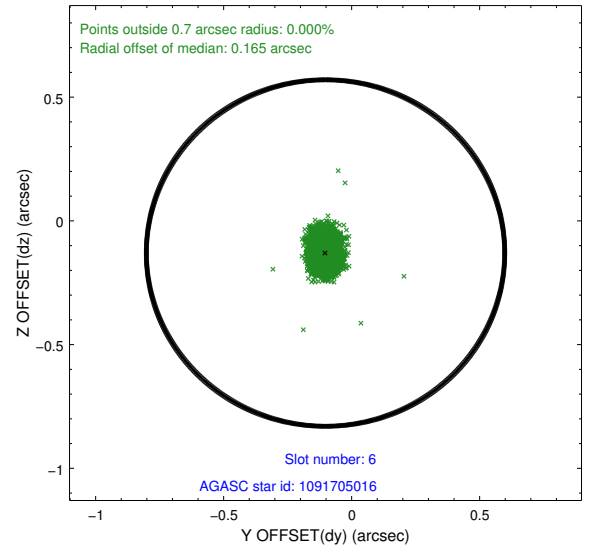
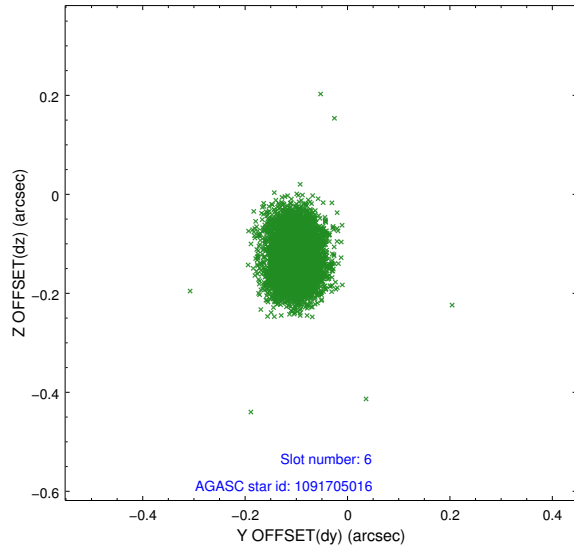
2.4.2 Slot 4



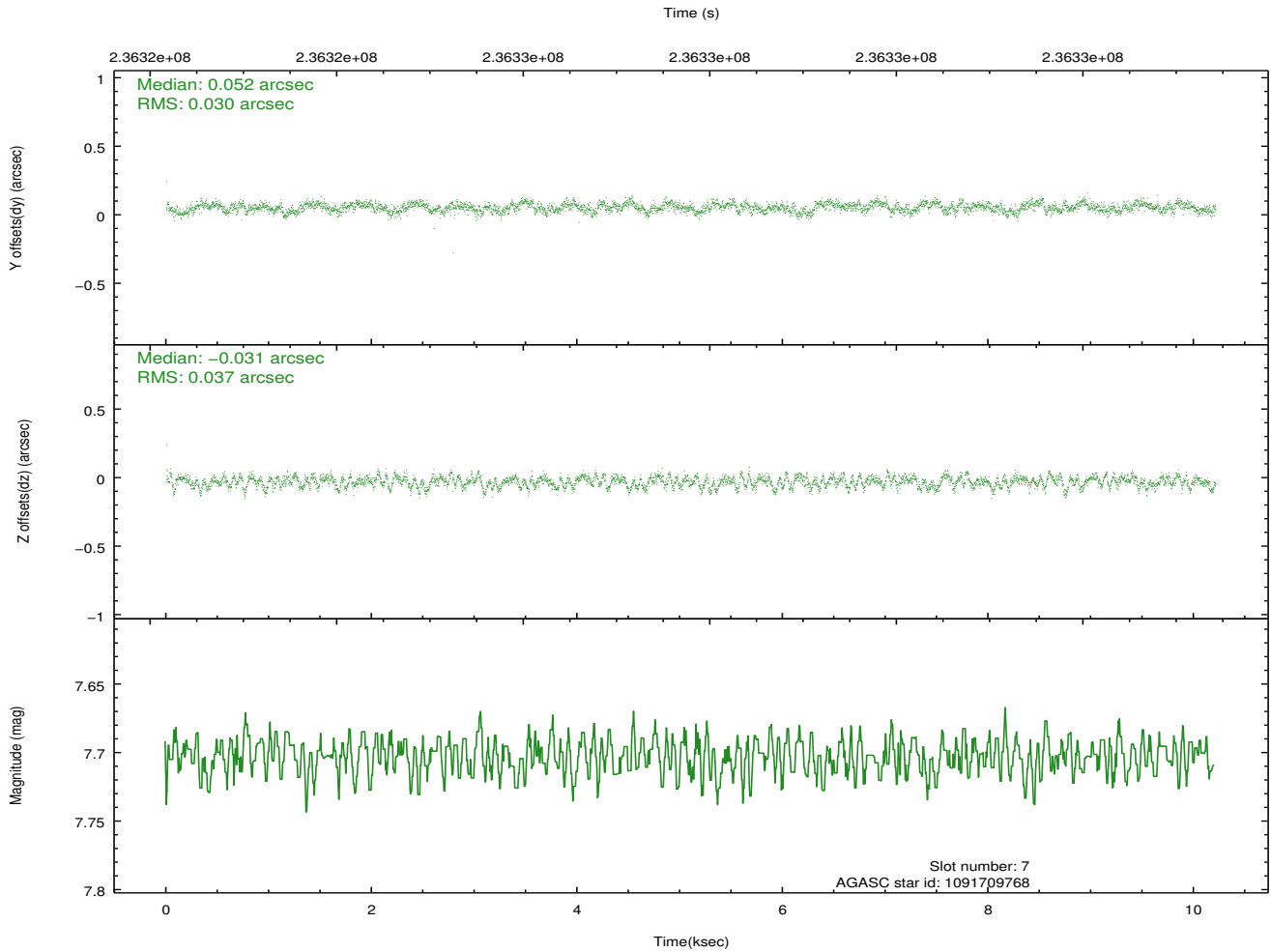
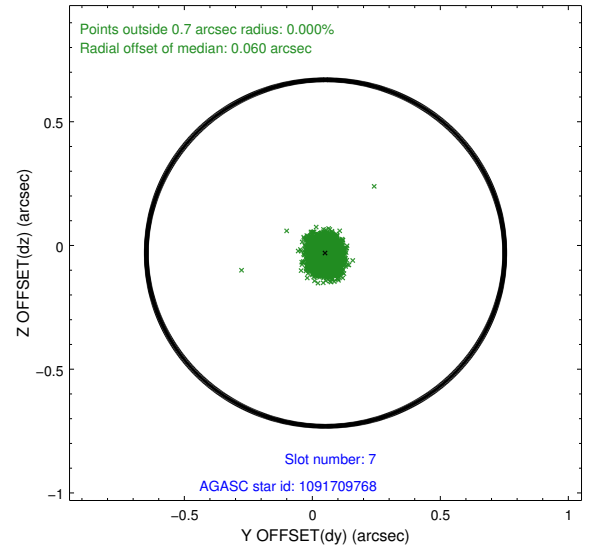
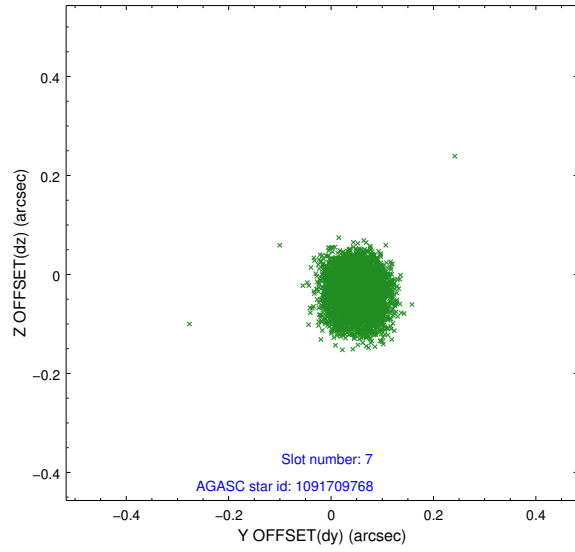
2.4.3 Slot 5



2.4.4 Slot 6

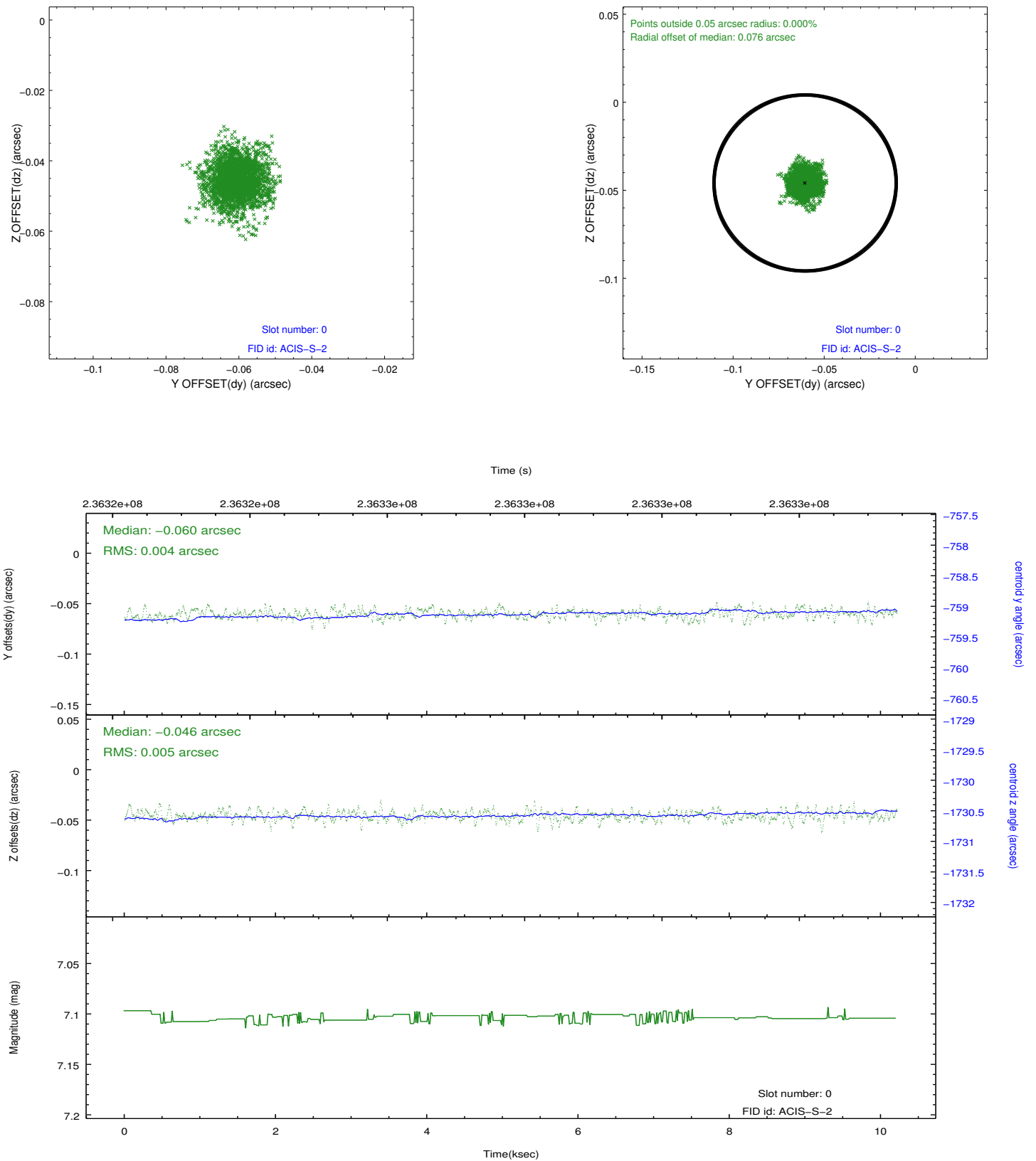


2.4.5 Slot 7

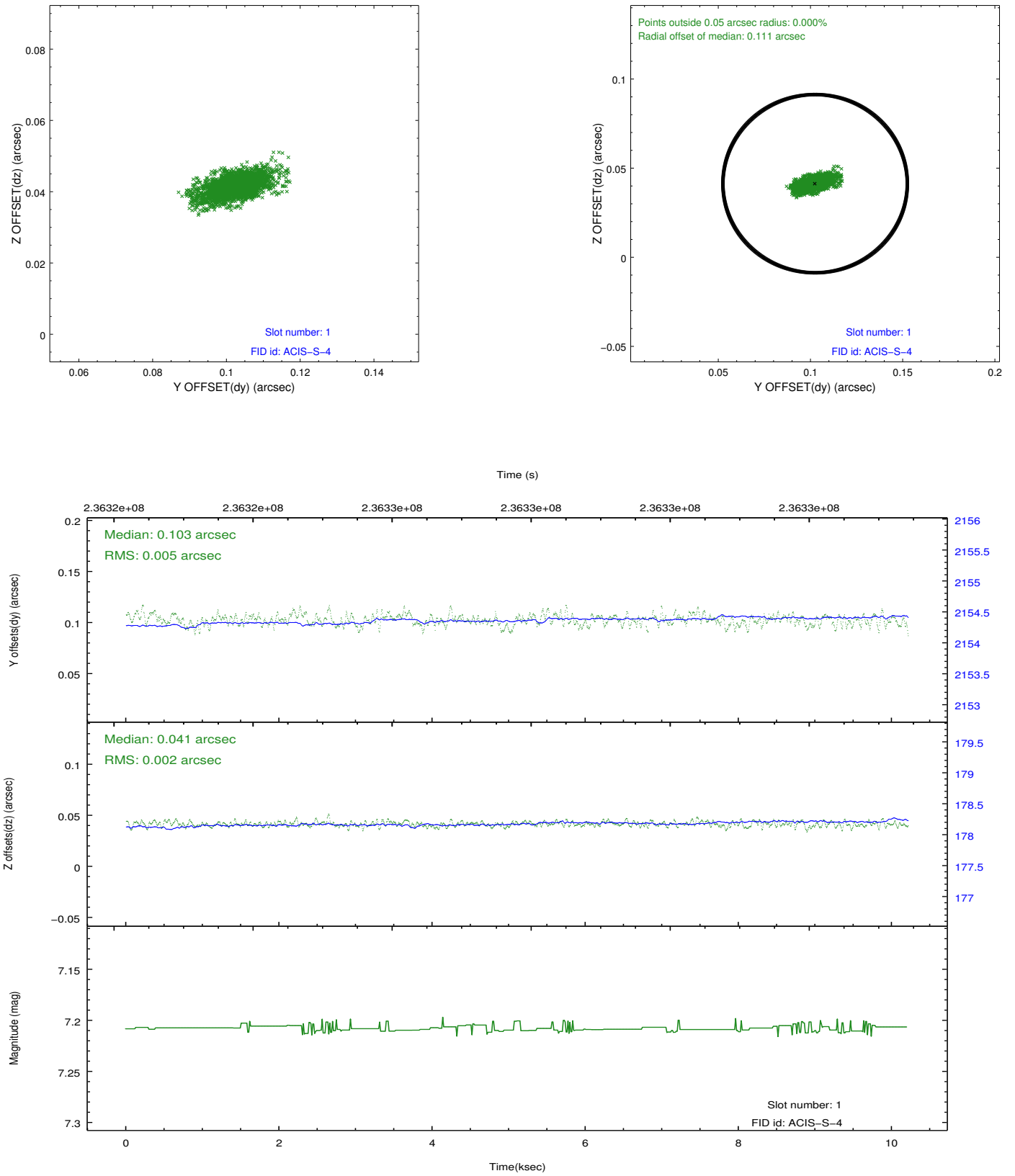


2.5 FID Slots

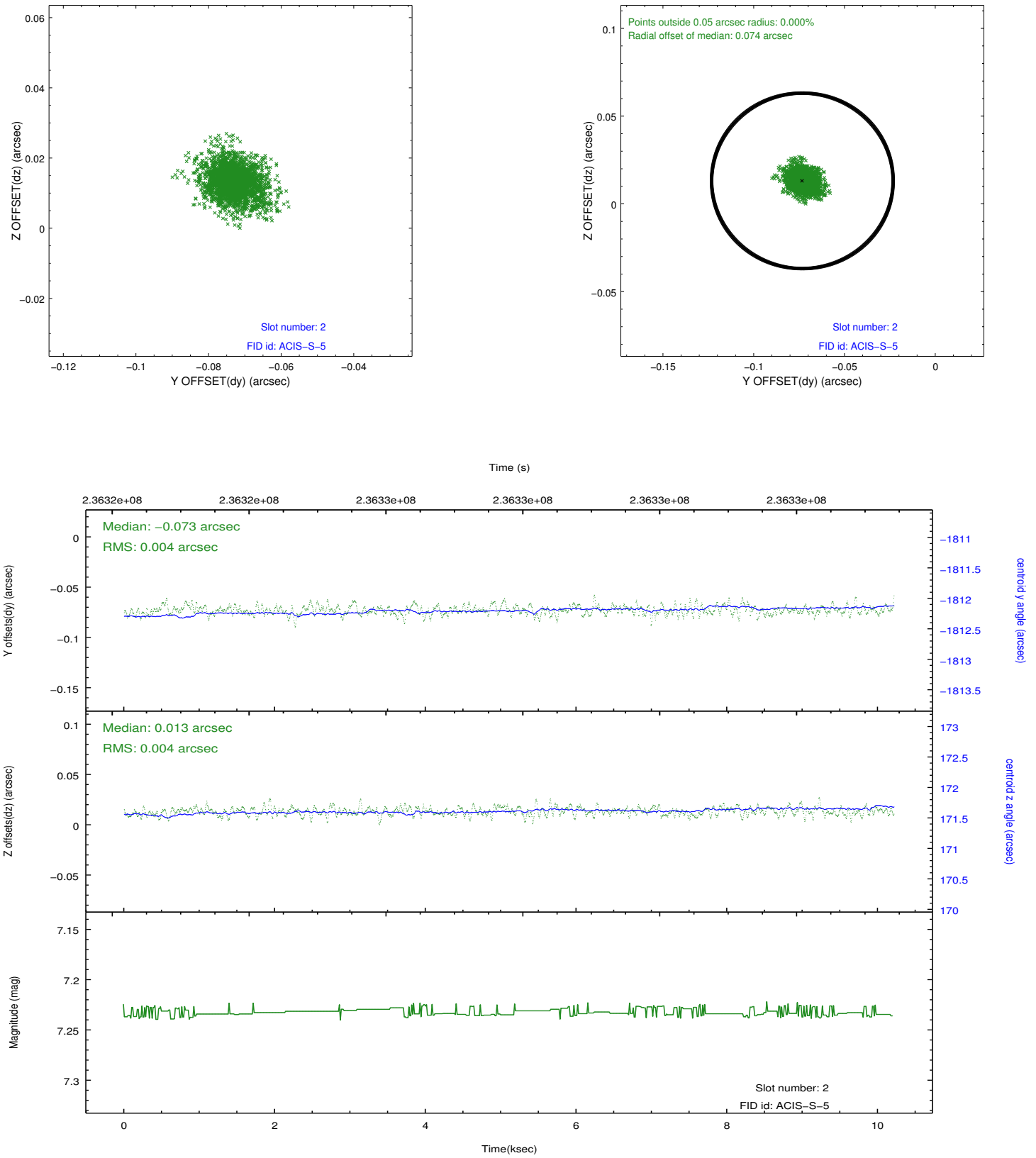
2.5.1 Slot 0



2.5.2 Slot 1



2.5.3 Slot 2



A Summary

A.1 Status

V&V Scientist	Jen Lauer
V&V Date (YYYY-MM-DD)	2013.01.17
V&V Edition	1
V&V Disposition and Status	OK
V&V Charge Time	9.955199

A.2 Comments