

V&V Reference Report

L2 ASCDS Version : 8.4.5

Observation 5273 - L2 Version 3
Chandra X-Ray Center


L2 Processing Date : Nov 8 2012

Contents

1	Front	2
2	OBI	3
2.1	OBI	3
2.1.1	Images	3
2.1.2	Bias	3
2.1.3	Parameters	4
2.1.4	Events	4
2.2	Compared Parameters	5
2.3	Aspect	6
2.4	Star Slots	9
2.4.1	Slot 3	9
2.4.2	Slot 4	10
2.4.3	Slot 5	11
2.4.4	Slot 6	12
2.4.5	Slot 7	13
2.5	FID Slots	14
2.5.1	Slot 0	14
2.5.2	Slot 1	15
2.5.3	Slot 2	16
A	Summary	17
A.1	Status	17
A.2	Comments	17

1 Front


seq_num	100051	Sequence number
obs_id	5273	Observation id
title	High Resolution Imaging of the Source of Comet Encke's X-Rays Over One Nuclear Rotation	Proposal title
observer	Dr. Carey Lisse	Principal investigator
object	2P/Encke (2003)	Source name
dtcycle	0	
cycle	P	events from which exps? Prim/Second/Both
ra_targ	287.42124	Observer's specified target RA [deg]
dec_targ	16.56261	Observer's specified target Dec [deg]
ra_nom	287.45077584283	Nominal RA [deg]
dec_nom	16.530996079254	Nominal Dec [deg]
roll_nom	314.14820547372	Nominal Roll [deg]
revision	3	Processing version of data
ontime	1471.9999945164	Sum of GTIs [s]
livetime	1453.3606442538	Livetime [s]
ontime0	1471.9999945164	Sum of GTIs [s]
ontime2	1471.9999945164	Sum of GTIs [s]
ontime3	1471.9999945164	Sum of GTIs [s]
ontime6	1471.9999945164	Sum of GTIs [s]
ontime7	1471.9999945164	Sum of GTIs [s]
ontime8	1471.9999945164	Sum of GTIs [s]
l2events	2829	Number of level 2 events




2 OBI

2.1 OBI

2.1.1 Images



2.1.2 Bias



2.1.3 Parameters

obi_num	1	Obi number	sched_exp_time	1290.000000	[s] Scheduled observation exposure time
ascdsver	8.4.5	Processing system revision	ontime	1471.9999945164	Sum of GTIs [s]
caldsver	4.5.2	 	ontime0	1471.9999945164	Sum of GTIs [s]
date	2012-11-08T03:02:53	Date and time of file creation	ontime2	1471.9999945164	Sum of GTIs [s]
revision	3	Processing version of data	ontime3	1471.9999945164	Sum of GTIs [s]
			ontime6	1471.9999945164	Sum of GTIs [s]
			ontime7	1471.9999945164	Sum of GTIs [s]
			ontime8	1471.9999945164	Sum of GTIs [s]
			l1events	39157	Number of level 1 events

2.1.4 Events

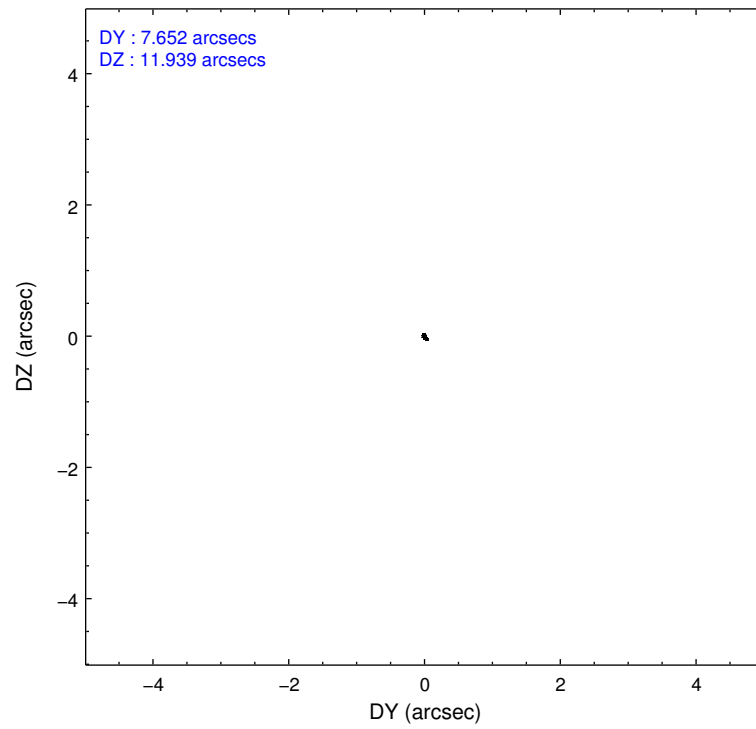
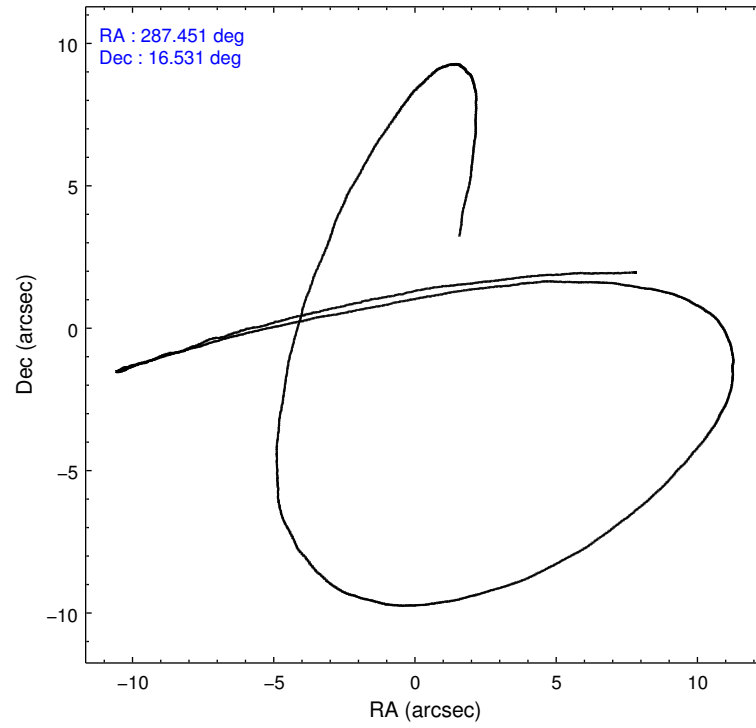
	ccd 0	ccd 2	ccd 3	ccd 6	ccd 7	ccd 8
level 1 events	5630	6884	6423	6488	2165	11567
rejected events	5172	6330	6034	6005	933	6617
rejected %	91%	91%	93%	92%	43%	57%

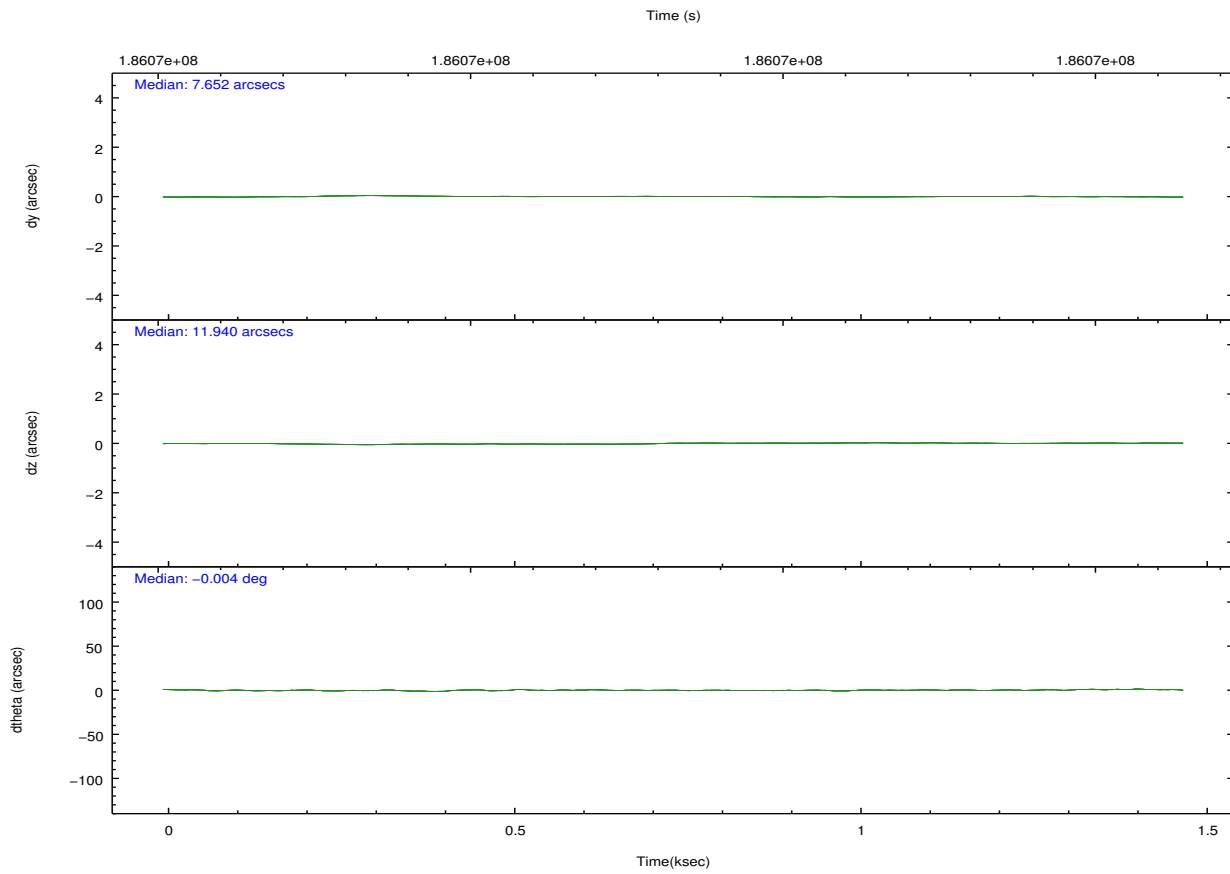
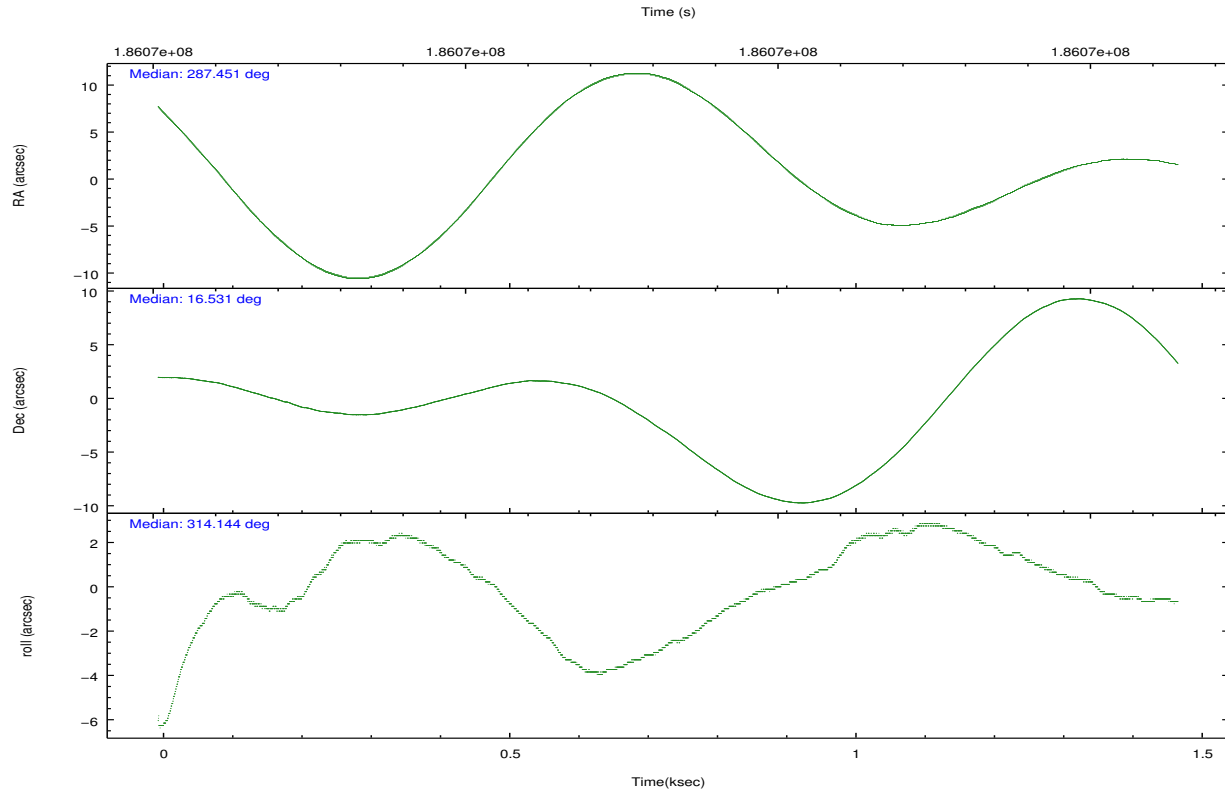
	ccd 0	ccd 2	ccd 3	ccd 6	ccd 7	ccd 8
grade 0 events	260	304	229	267	359	1753
	4%	4%	3%	4%	16%	15%
grade 1 events	4	2	3	2	13	9
	0%	0%	0%	0%	0%	0%
grade 2 events	132	216	96	144	430	840
	2%	3%	1%	2%	19%	7%
grade 3 events	66	50	43	62	171	992
	1%	0%	0%	0%	7%	8%
grade 4 events	52	63	53	61	174	935
	0%	0%	0%	0%	8%	8%
grade 5 events	48	47	55	46	173	175
	0%	0%	0%	0%	7%	1%
grade 6 events	51	57	45	49	378	1386
	0%	0%	0%	0%	17%	11%
grade 7 events	5017	6145	5899	5857	467	5477
	89%	89%	91%	90%	21%	47%

2.2 Compared Parameters

Parameter	Planned	Actual	Parameter	Planned	Actual
Instrument	ACIS	ACIS	Obspar format version number	7	7
Detector	ACIS-023678	ACIS-023678	Obspar file type	PREDICTED	ACTUAL
Grating	NONE	NONE	Obspar update status	NONE	UPDATED
Data mode	VFAINT	VFAINT	Number of optional ACIS chips dropped	0	0
Observation mode	POINTING	POINTING	On-chip summing requested	N	N
[deg] Pointing RA	287.423617	287.4507758428277	Subarray requested	NONE	NONE
[deg] Pointing Dec	16.537700	16.53099607925397	Alternating exposures requested	N	N
[deg] Pointing Roll	313.999321	314.1482054737243	[s] Primary exposure time	0.000000	3.2
[mm] SIM focus pos	-0.684267	-0.6828225247311905			
[mm] SIM defocus	0	0.001444936568705701			
[mm] SIM translation stage pos	-190.132523	-190.1400660498719			
[mm] SIM translation stage offset	0	0.00754346686406393			
[s] Observation start time (MET)	186073264.184000	186072887.95774			
Observation start date	2003-11-24T15:00:00	2003-11-24T14:54:47			
[s] Observation end time (MET)	186074554.184000	186074687.85782			
Observation end date	2003-11-24T15:21:30	2003-11-24T15:24:47			
Read mode	TIMED	TIMED			

2.3 Aspect



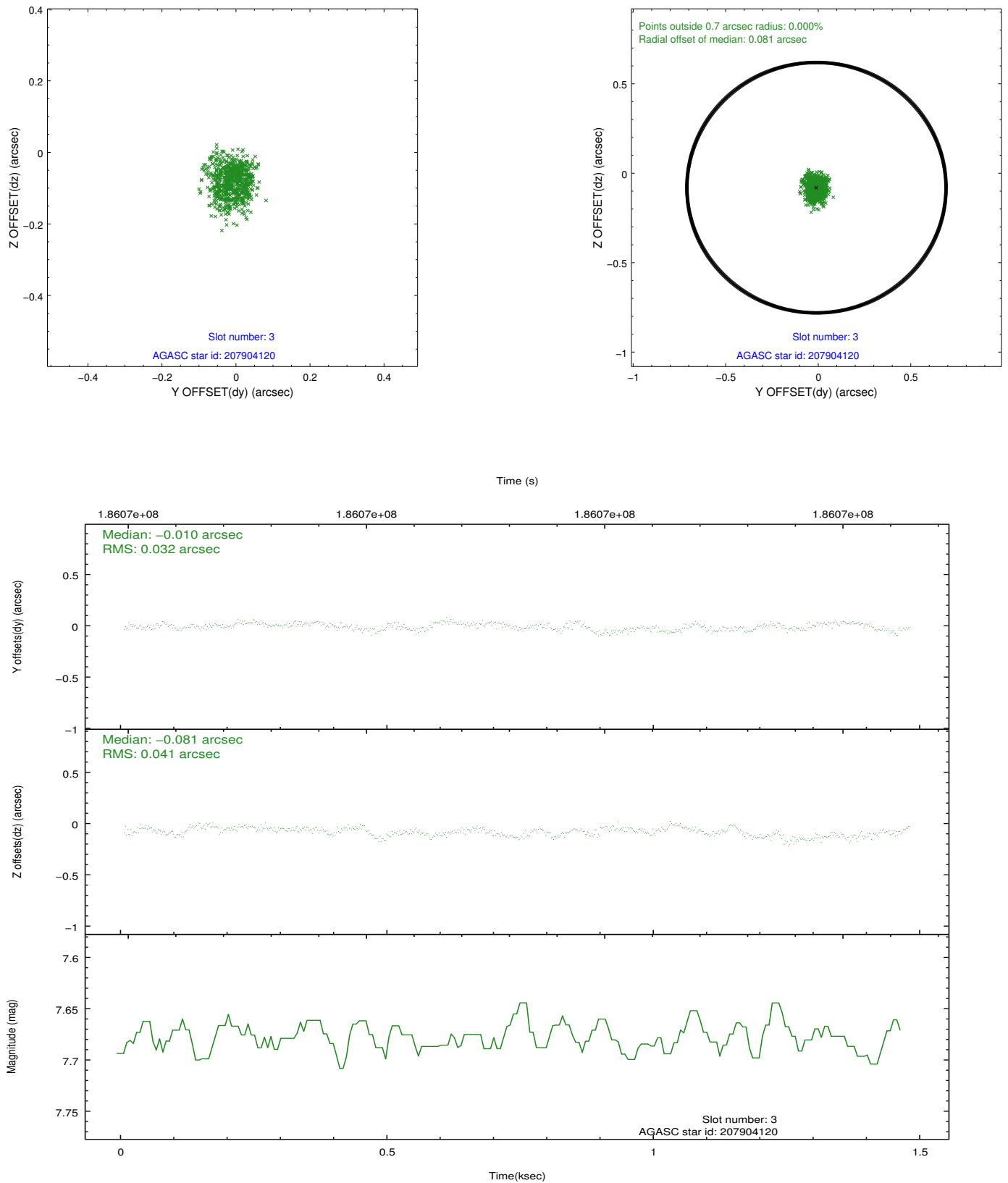


Slot Statistics

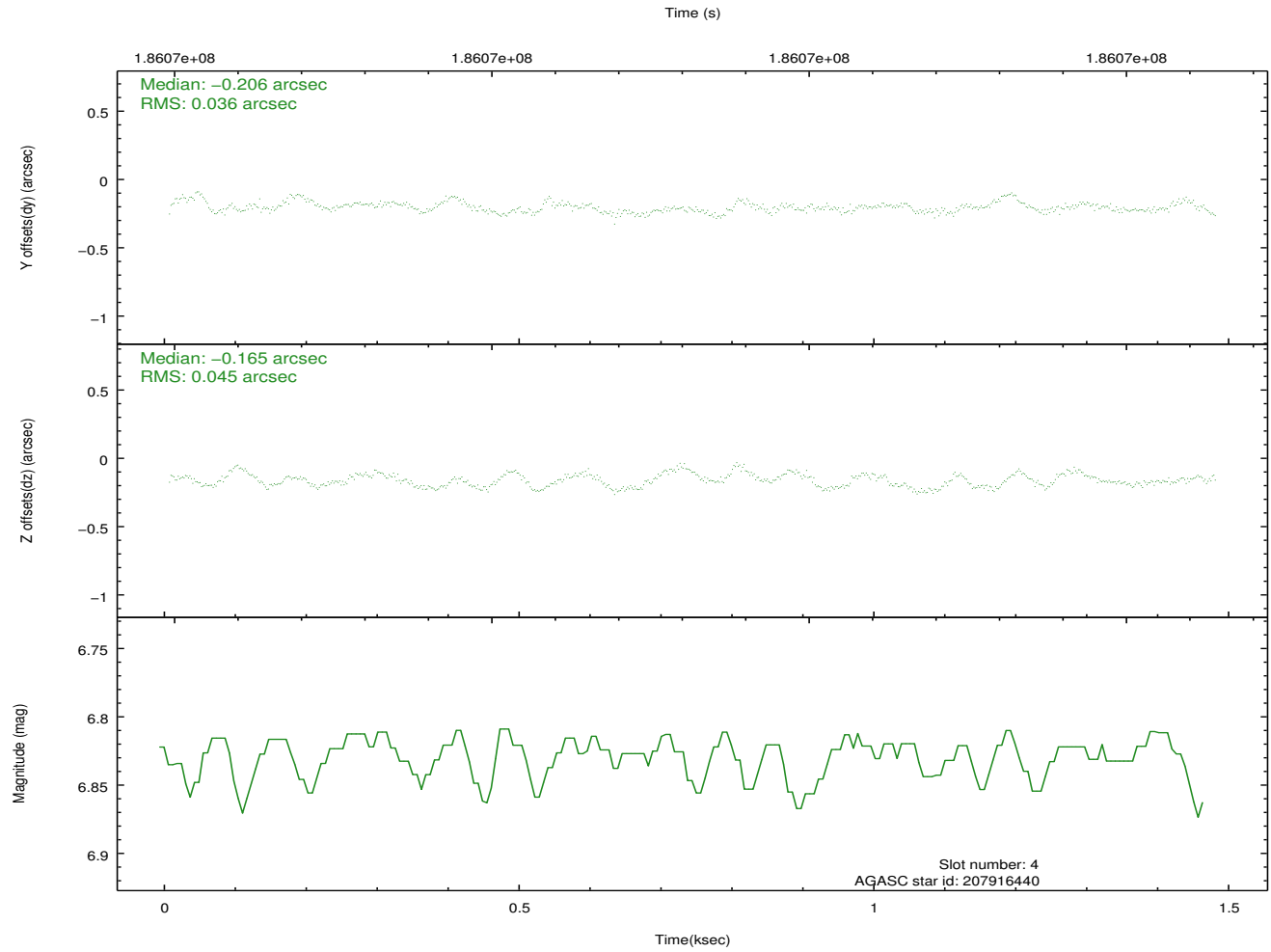
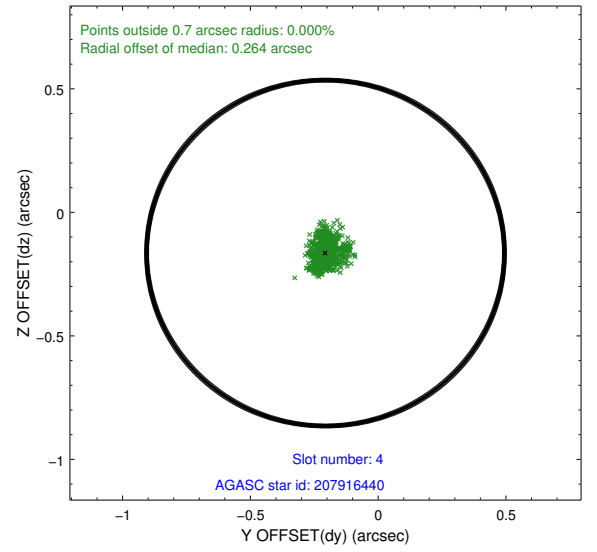
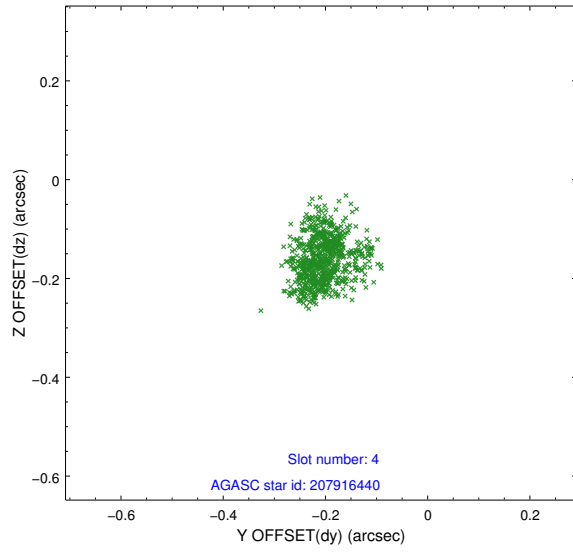
slot	status	id	mag	n_pts	med_dy	med_dz	dr1	dr2	ra	dec	mean_y	mean_z
0	FID	ACIS-S-1	7.19	360	0.037	-0.067	0.008	0.013	0.000000	0.000000	935.61	-1728.95
1	FID	ACIS-S-4	7.20	360	0.019	0.033	0.006	0.010	0.000000	0.000000	2155.54	170.65
2	FID	ACIS-S-5	7.23	360	-0.082	0.047	0.005	0.011	0.000000	0.000000	-1807.56	169.42
3	GUIDE	207904120	7.68	720	-0.010	-0.081	0.054	0.089	286.904195	16.289988	-604.93	-1909.16
4	GUIDE	207916440	6.83	720	-0.206	-0.165	0.063	0.097	287.167522	16.851310	-1424.40	146.60
5	GUIDE	208416976	8.34	720	-0.084	0.062	0.052	0.083	287.326965	17.073967	-1620.05	1101.71
6	GUIDE	208421840	9.22	720	0.124	0.116	0.078	0.117	287.570311	16.918850	-636.52	1318.29
7	GUIDE	209596088	9.37	718	0.178	0.073	0.089	0.145	288.150718	16.305149	2345.25	1230.88

2.4 Star Slots

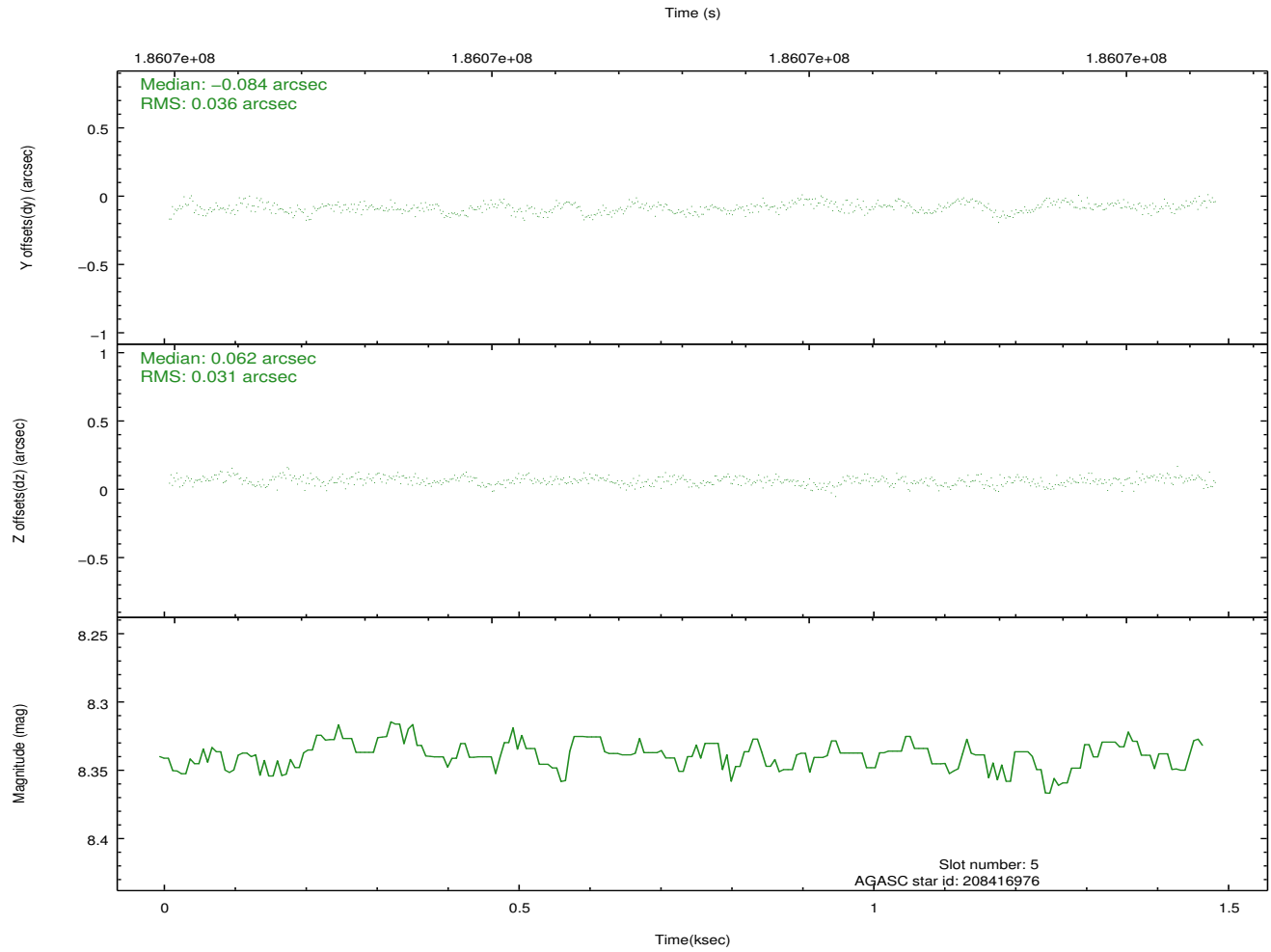
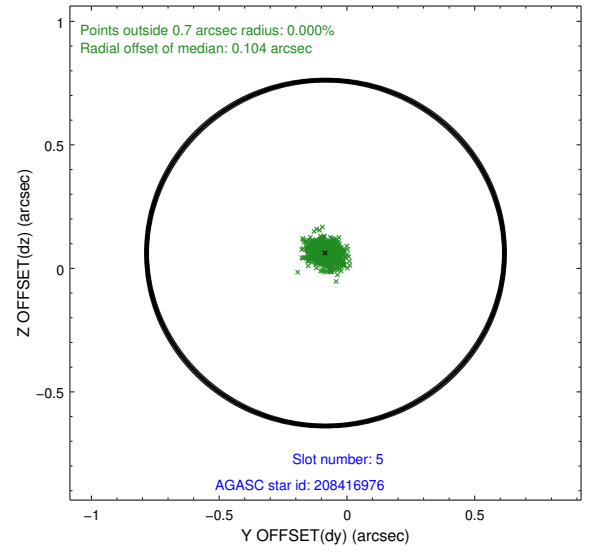
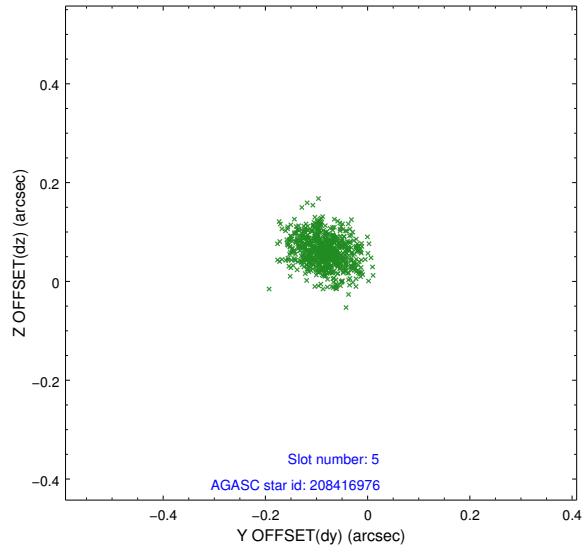
2.4.1 Slot 3



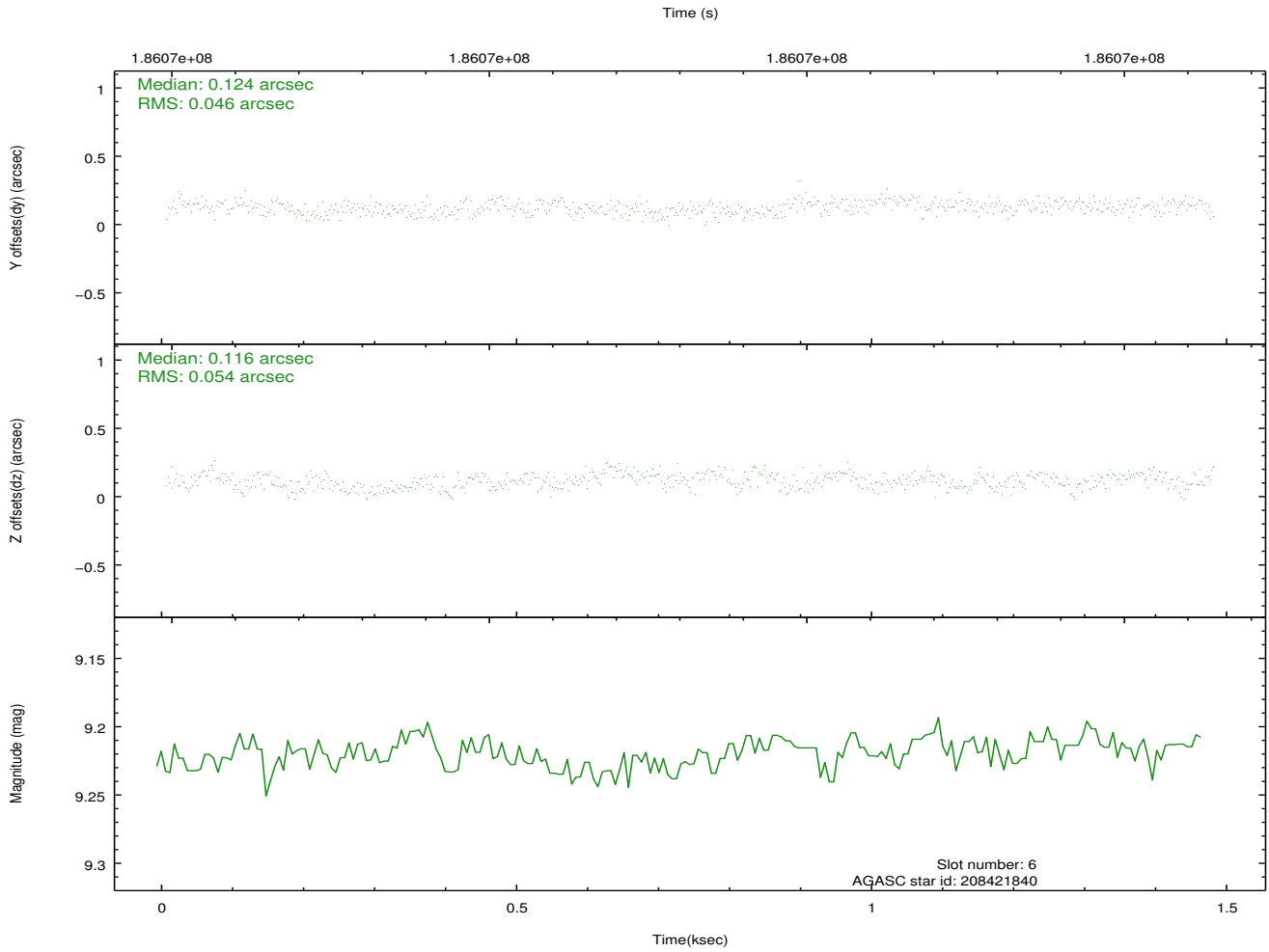
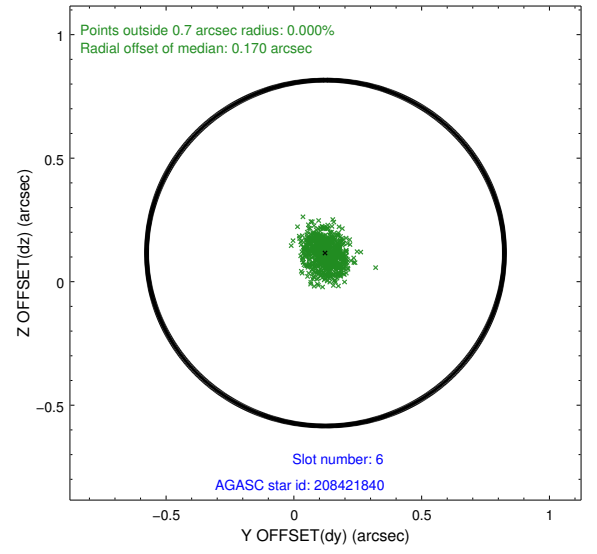
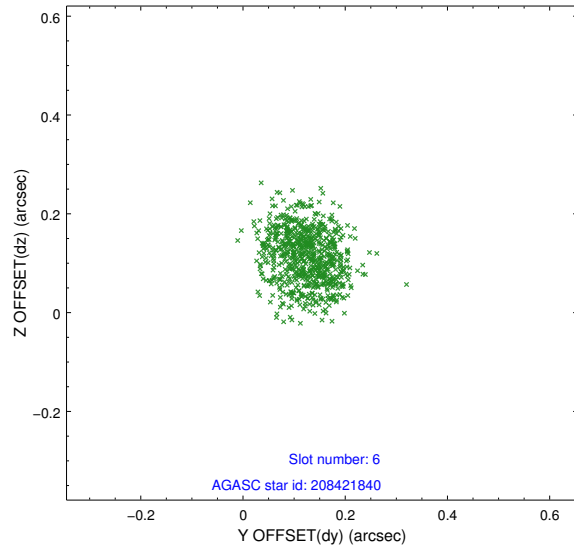
2.4.2 Slot 4



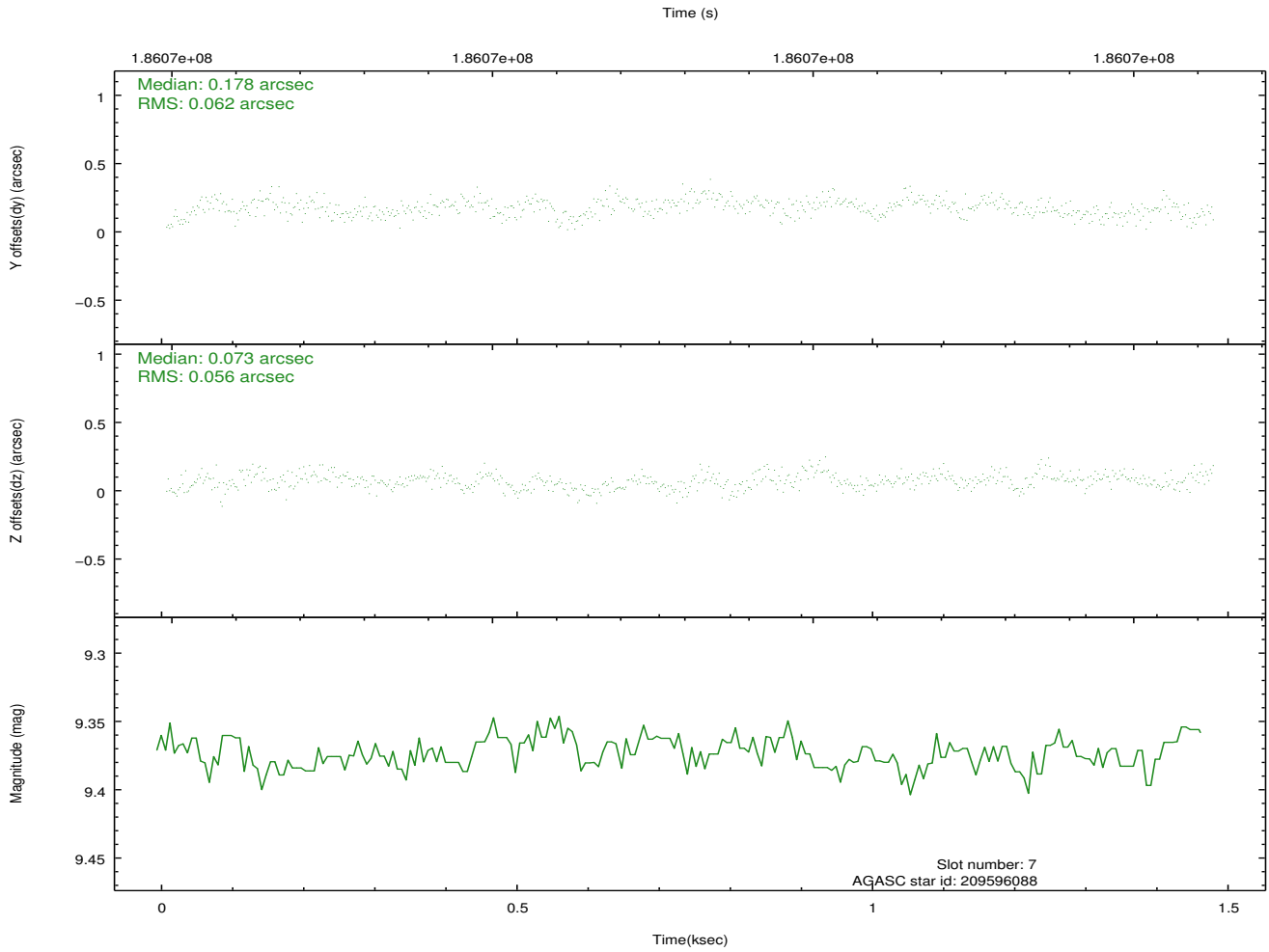
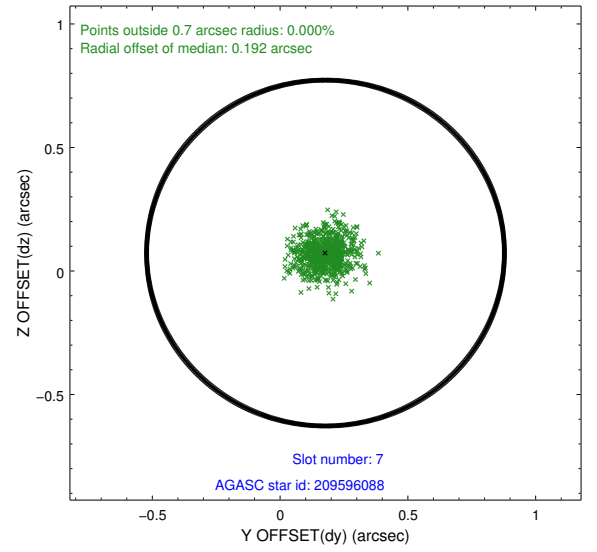
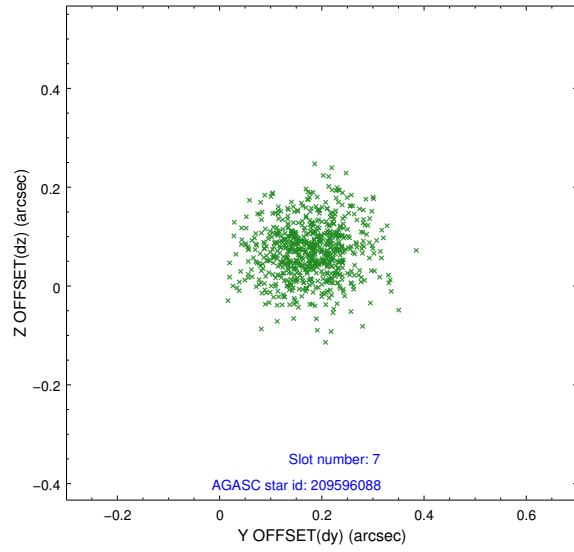
2.4.3 Slot 5



2.4.4 Slot 6

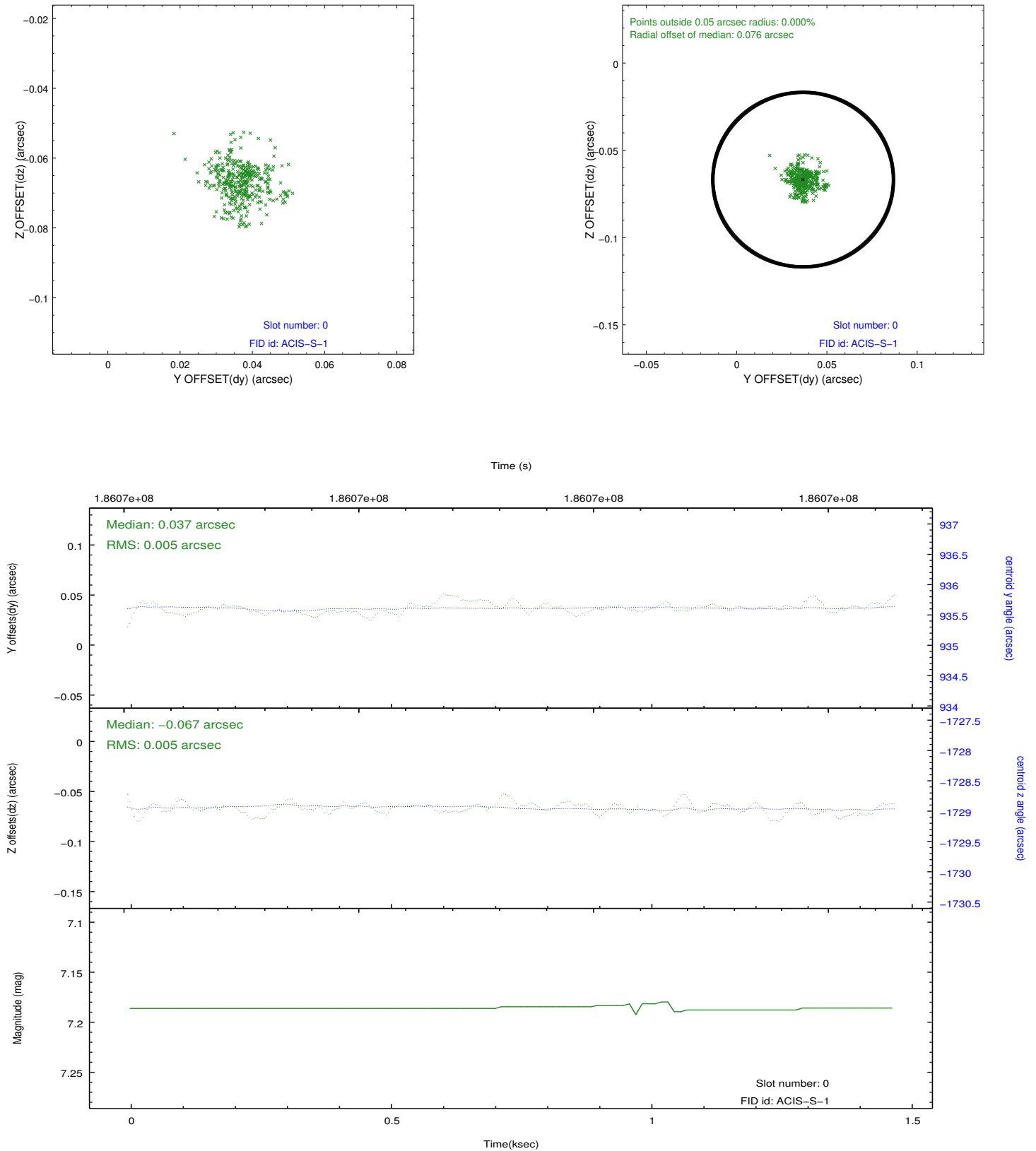


2.4.5 Slot 7

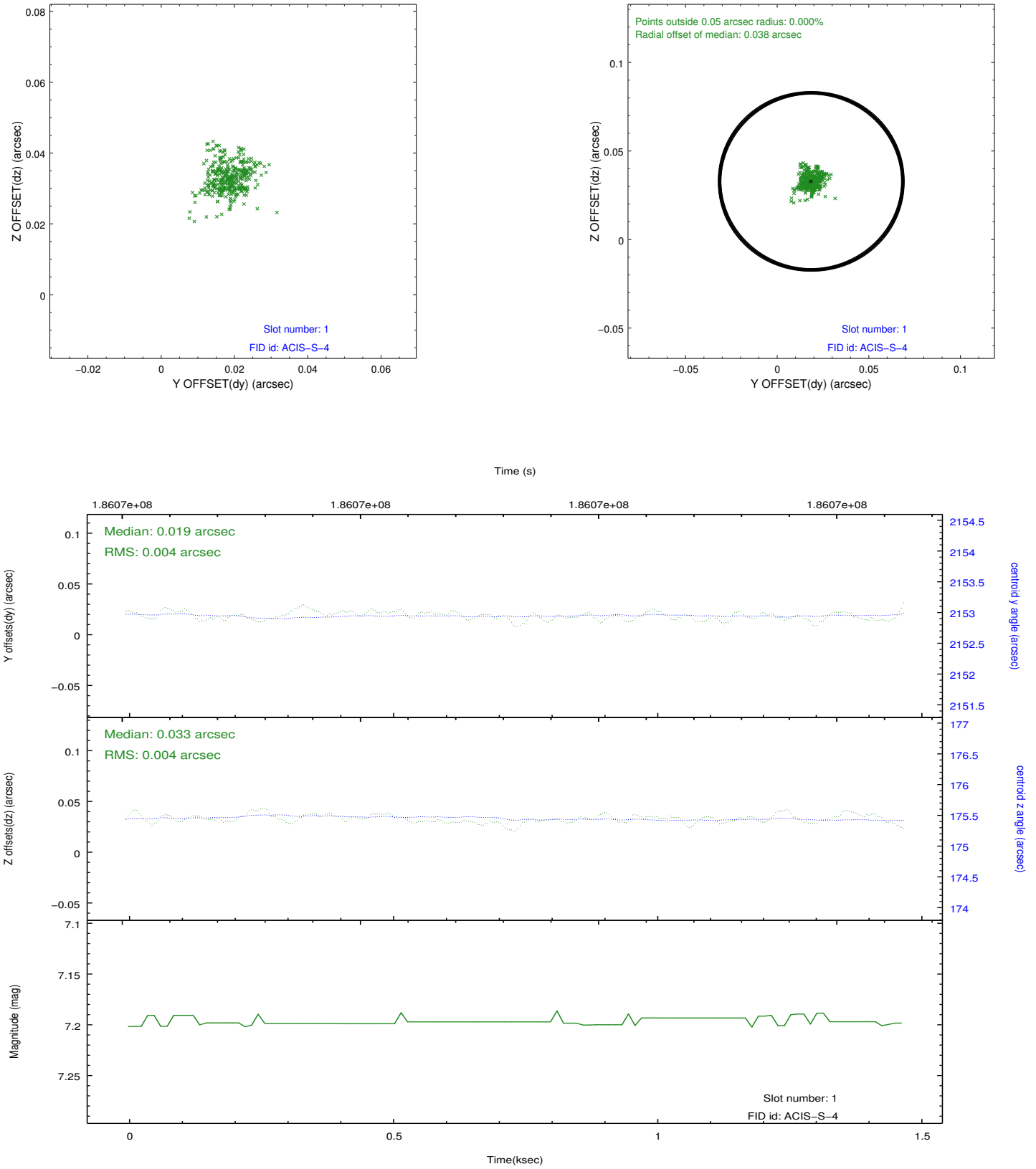


2.5 FID Slots

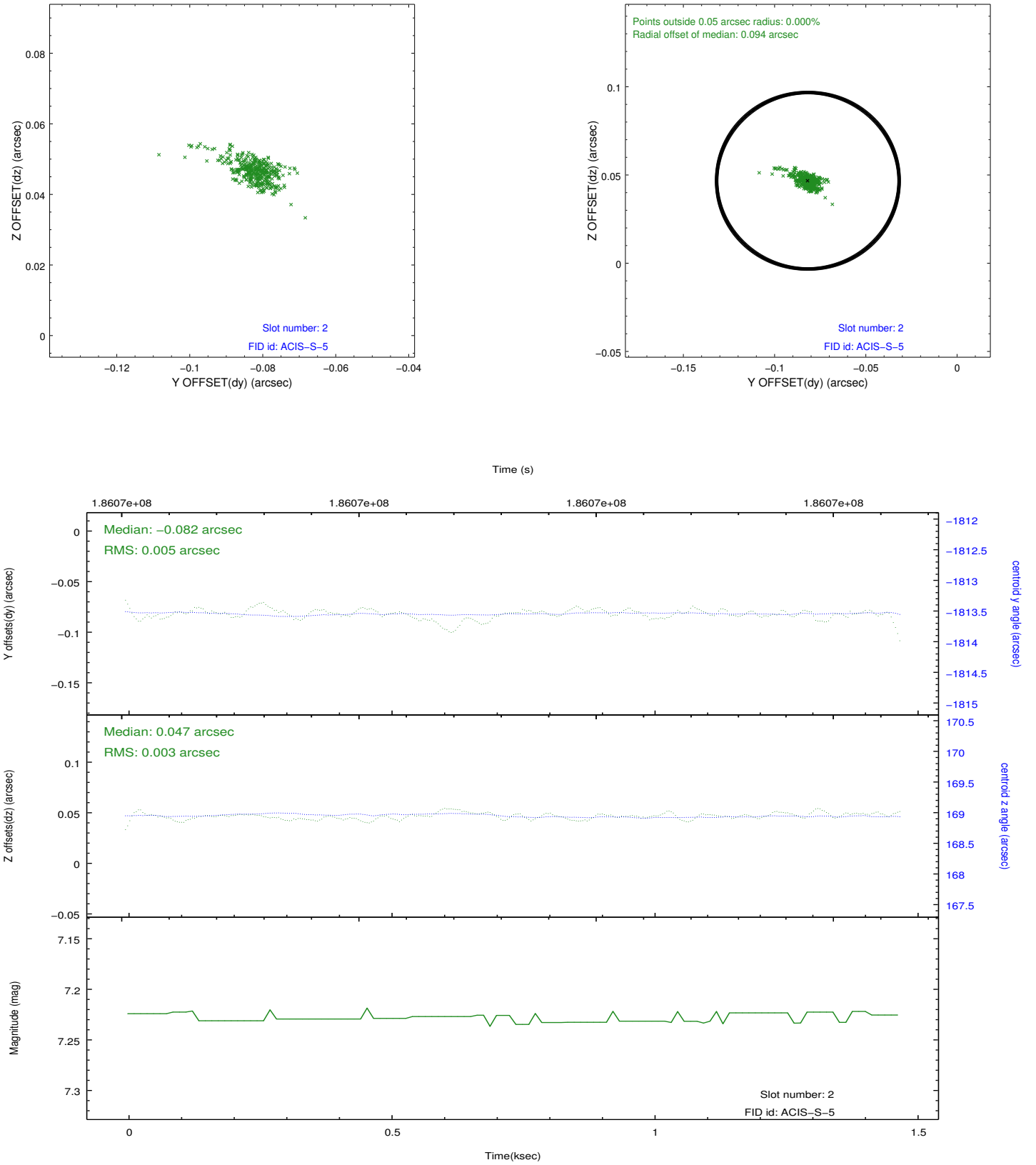
2.5.1 Slot 0



2.5.2 Slot 1



2.5.3 Slot 2



A Summary

A.1 Status

V&V Scientist	Jen Lauer
V&V Date (YYYY-MM-DD)	2012.12.02
V&V Edition	1
V&V Disposition and Status	OK
V&V Charge Time	1.471

A.2 Comments

This is a moving target. Users will need to run `sso_freeze` or similar software to position the events in the reference frame of the target.