

V&V Reference Report

L2 ASCDS Version : 10.9.1

Observation 5183 - L2 Version 4
Chandra X-Ray Center

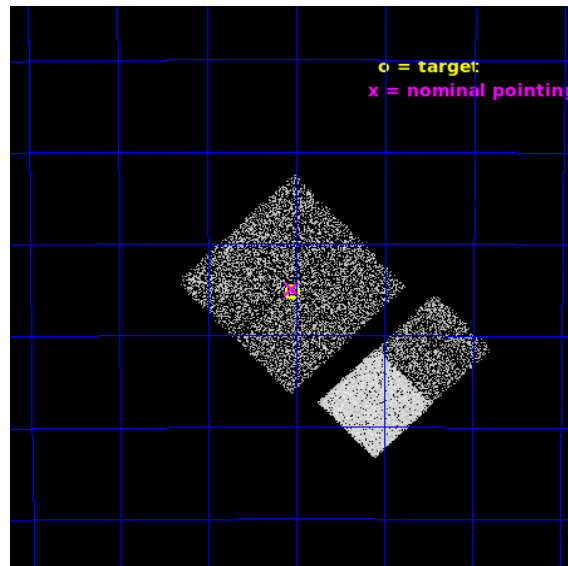
L2 Processing Date : Sep 24 2020

Contents

1	Front	2
2	OBI	3
2.1	OBI	3
2.1.1	Images	3
2.1.2	Bias	3
2.1.3	Parameters	4
2.1.4	Events	4
2.2	Compared Parameters	5
2.3	Aspect	6
2.4	Star Slots	9
2.4.1	Slot 3	9
2.4.2	Slot 4	10
2.4.3	Slot 5	11
2.4.4	Slot 6	12
2.4.5	Slot 7	13
2.5	FID Slots	14
2.5.1	Slot 0	14
2.5.2	Slot 1	15
2.5.3	Slot 2	16
A	Summary	17
A.1	Status	17
A.2	Comments	17

1 Front


seq_num	200291	Sequence number
obs_id	5183	Observation id
title	Alternate - Search for beta Pic analogs extension	Proposal title
observer	Gordon Garmire	Principal investigator
object	eta Ind	Source name
dtcycle	0	
cycle	P	events from which exps? Prim/Second/Both
ra_targ	311.009167	Observer's specified target RA [deg]
dec_targ	-51.920833	Observer's specified target Dec [deg]
ra_nom	311.01271346365	Nominal RA [deg]
dec_nom	-51.915866715735	Nominal Dec [deg]
roll_nom	136.04097843068	Nominal Roll [deg]
revision	4	Processing version of data
ontime	3148.7999882698	Sum of GTIs [s]
livetime	3108.9279868386	Livetime [s]
ontime0	3148.7999882698	Sum of GTIs [s]
ontime1	3148.7999882698	Sum of GTIs [s]
ontime2	3148.7999882698	Sum of GTIs [s]
ontime3	3148.7999882698	Sum of GTIs [s]
ontime6	3148.7999882698	Sum of GTIs [s]
ontime7	3148.7999882698	Sum of GTIs [s]
l2events	22251	Number of level 2 events




2 OBI

2.1 OBI

2.1.1 Images



2.1.2 Bias



2.1.3 Parameters

obi_num	0	Obi number	sched_exp_time	2999.648000	[s] Scheduled observation exposure time
ascdsver	10.9.1	Processing system revision	ontime	3148.7999882698	Sum of GTIs [s]
caldsver	4.9.2	 	ontime0	3148.7999882698	Sum of GTIs [s]
date	2020-09-24T18:28:40	Date and time of file creation	ontime1	3148.7999882698	Sum of GTIs [s]
revision	4	Processing version of data	ontime2	3148.7999882698	Sum of GTIs [s]
			ontime3	3148.7999882698	Sum of GTIs [s]
			ontime6	3148.7999882698	Sum of GTIs [s]
			ontime7	3148.7999882698	Sum of GTIs [s]
			l1events	137821	Number of level 1 events

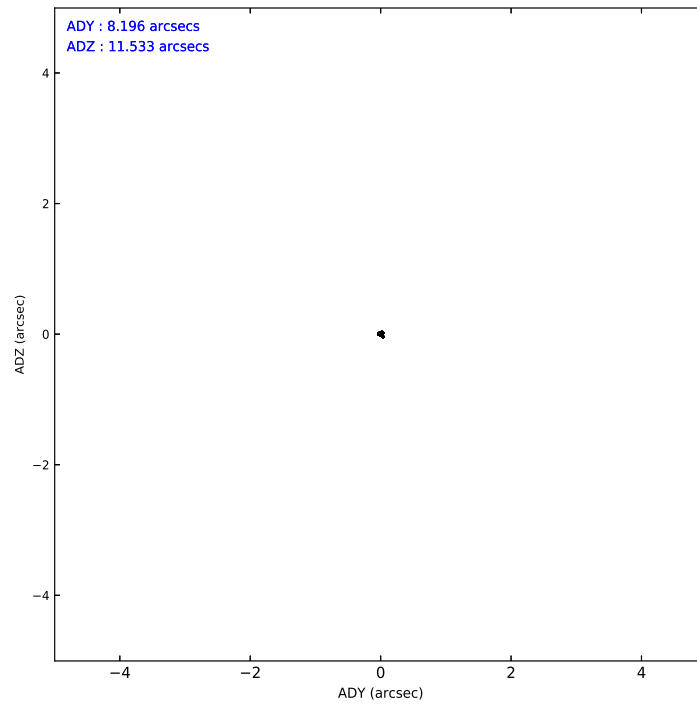
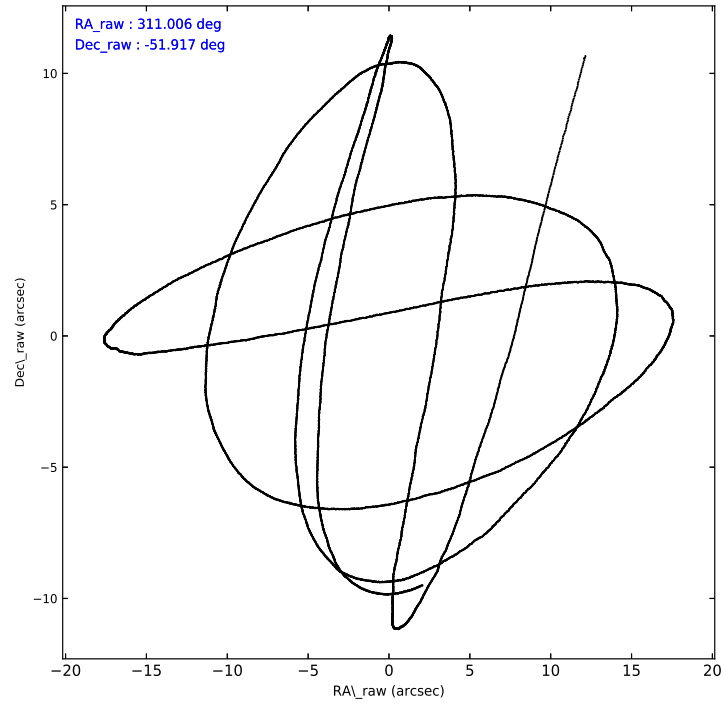
2.1.4 Events

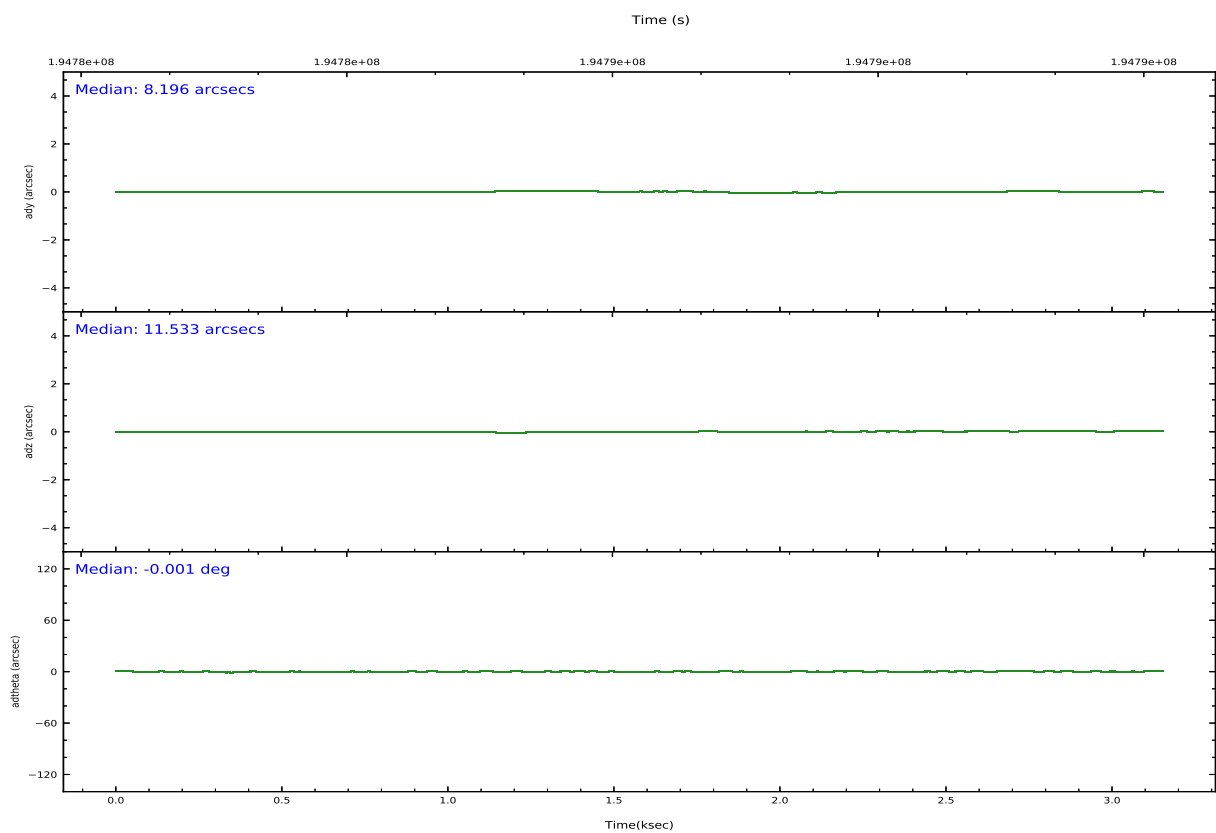
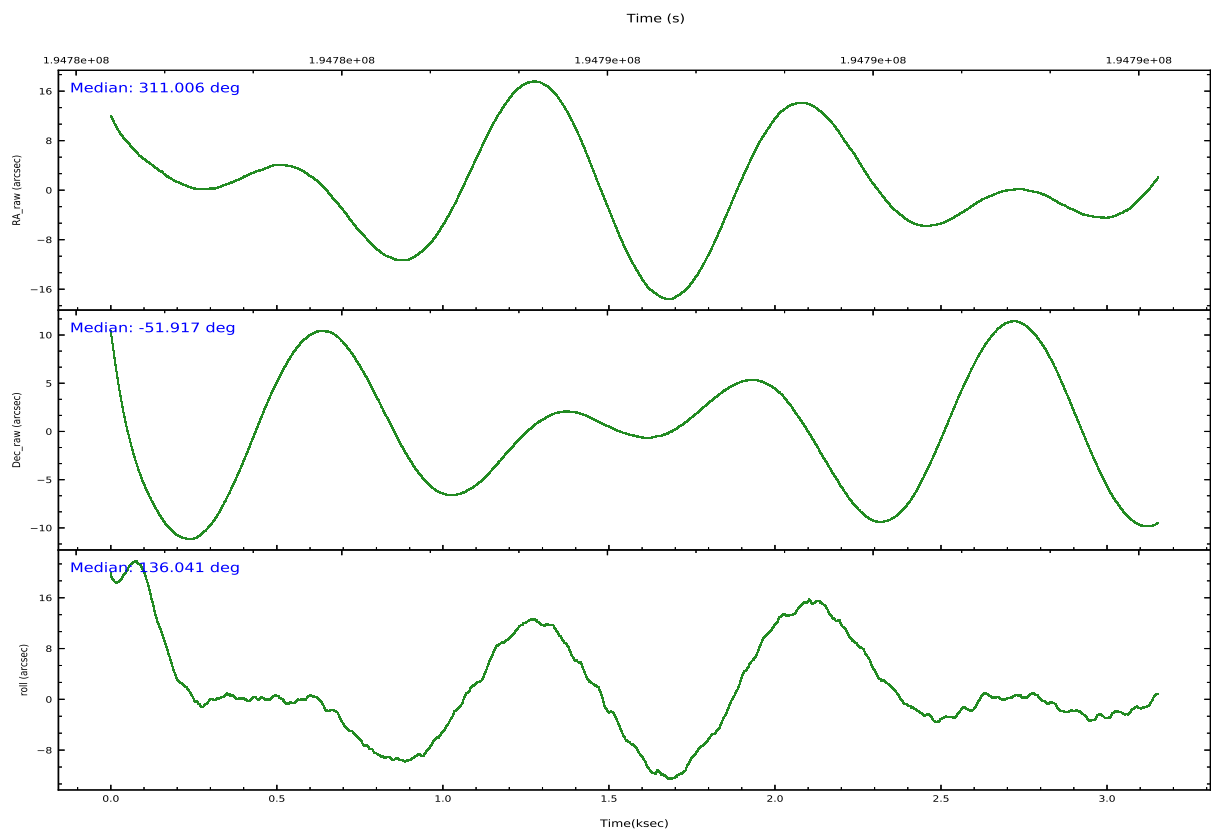
	ccd 0	ccd 1	ccd 2	ccd 3	ccd 6	ccd 7		ccd 0	ccd 1	ccd 2	ccd 3	ccd 6	ccd 7
level 1 events	21024	20443	22309	20951	22361	30733	grade 0 events	1204	1166	1235	1190	1062	1150
rejected events	18484	17777	19865	18585	19880	18896		5%	5%	5%	5%	4%	3%
rejected %	87%	86%	89%	88%	88%	61%	grade 1 events	14	7	18	10	9	37
								0%	0%	0%	0%	0%	0%
							grade 2 events	573	593	513	469	548	2543
								2%	2%	2%	2%	2%	8%
							grade 3 events	297	289	241	247	250	1107
								1%	1%	1%	1%	1%	3%
							grade 4 events	221	284	269	246	283	1131
								1%	1%	1%	1%	1%	3%
							grade 5 events	902	967	844	986	1054	2843
								4%	4%	3%	4%	4%	9%
							grade 6 events	480	579	407	459	581	6996
								2%	2%	1%	2%	2%	22%
							grade 7 events	17333	16558	18782	17344	18574	14926
								82%	80%	84%	82%	83%	48%

2.2 Compared Parameters

Parameter	Planned	Actual	Parameter	Planned	Actual
Instrument	ACIS	ACIS	Obspar version number	8	8
Detector	ACIS-012367	ACIS-012367	Obspar file type	PREDICTED	ACTUAL
Grating	NONE	NONE	Obspar update status	NONE	UPDATED
Data mode	FAINT	FAINT	Number of optional ACIS chips dropped	0	0
Observation mode	POINTING	POINTING	On-chip summing requested	N	N
[deg] Pointing RA	311.049349	311.01271346365	Subarray requested	NONE	NONE
[deg] Pointing Dec	-51.923058	-51.915866715735	Alternating exposures requested	N	N
[deg] Pointing Roll	135.875043	136.04097843068	[s] Primary exposure time	0.000000	3.2
[mm] SIM focus pos	-0.782348	-0.7809083437167272			
[mm] SIM defocus	0	0.001439871863259334			
[mm] SIM translation stage pos	-233.592463	-233.5874344608287			
[mm] SIM translation stage offset	0	-0.005018542100998502			
[s] Observation start time (MET)	194784260.184000	194783064.14983			
Observation start date	2004-03-04T10:43:16	2004-03-04T10:24:24			
[s] Observation end time (MET)	194787259.184000	194789059.37509			
Observation end date	2004-03-04T11:33:15	2004-03-04T12:04:19			
Read mode	TIMED	TIMED			

2.3 Aspect



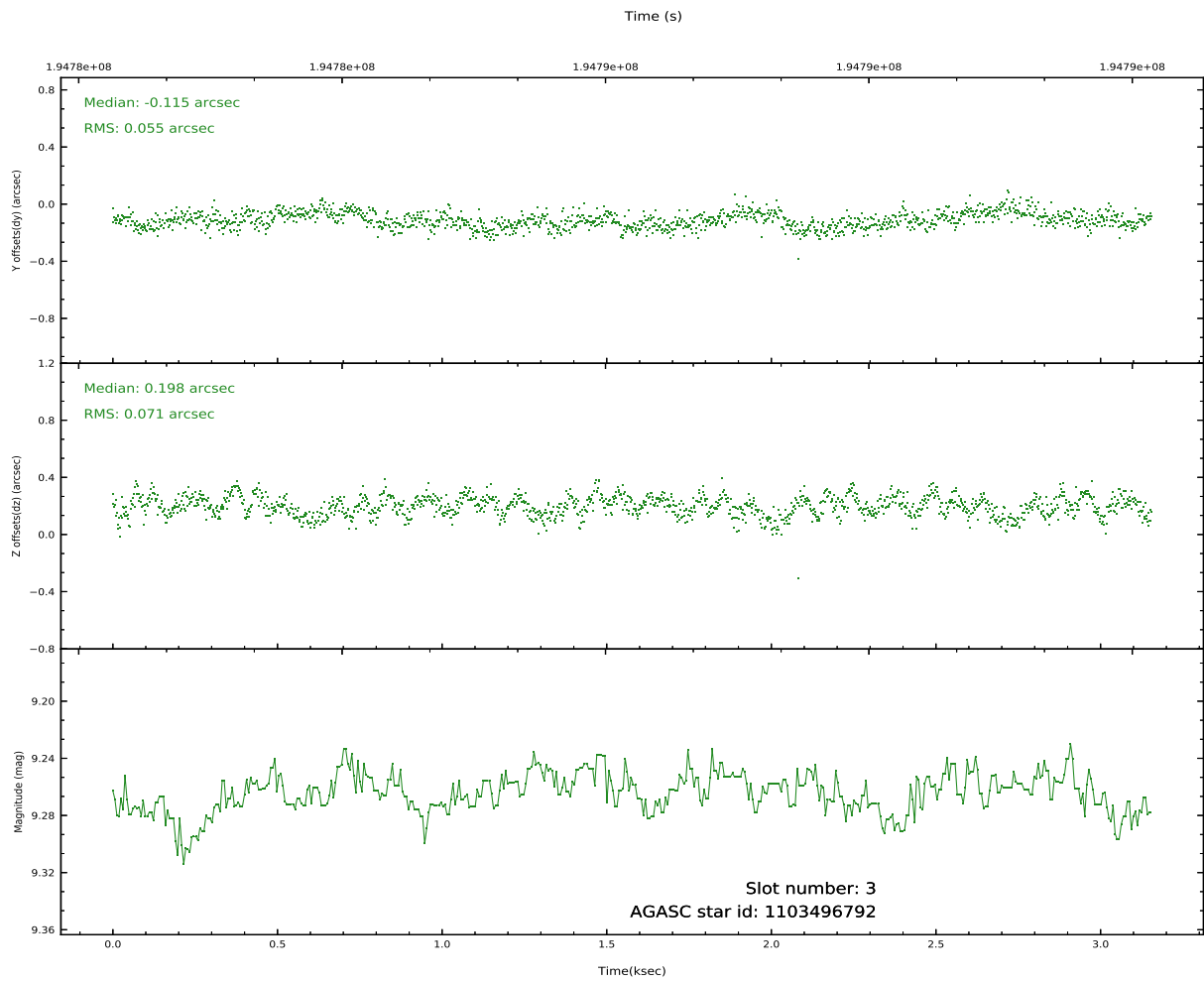
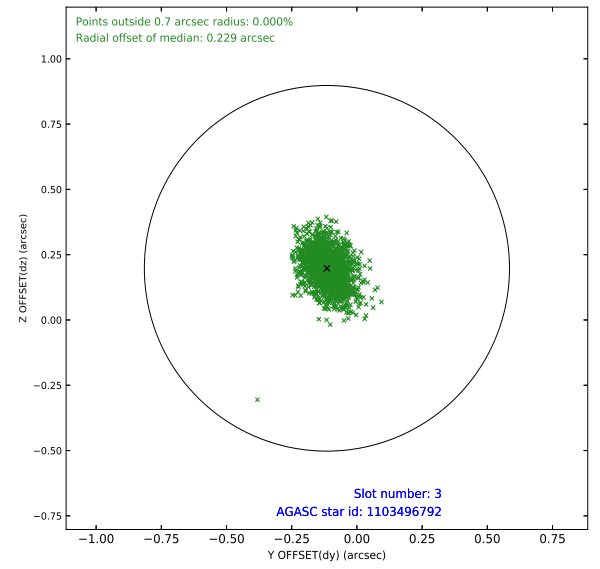
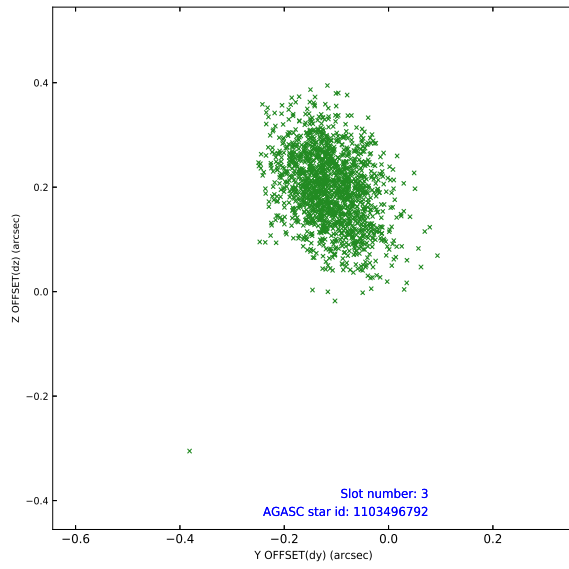


Slot Statistics

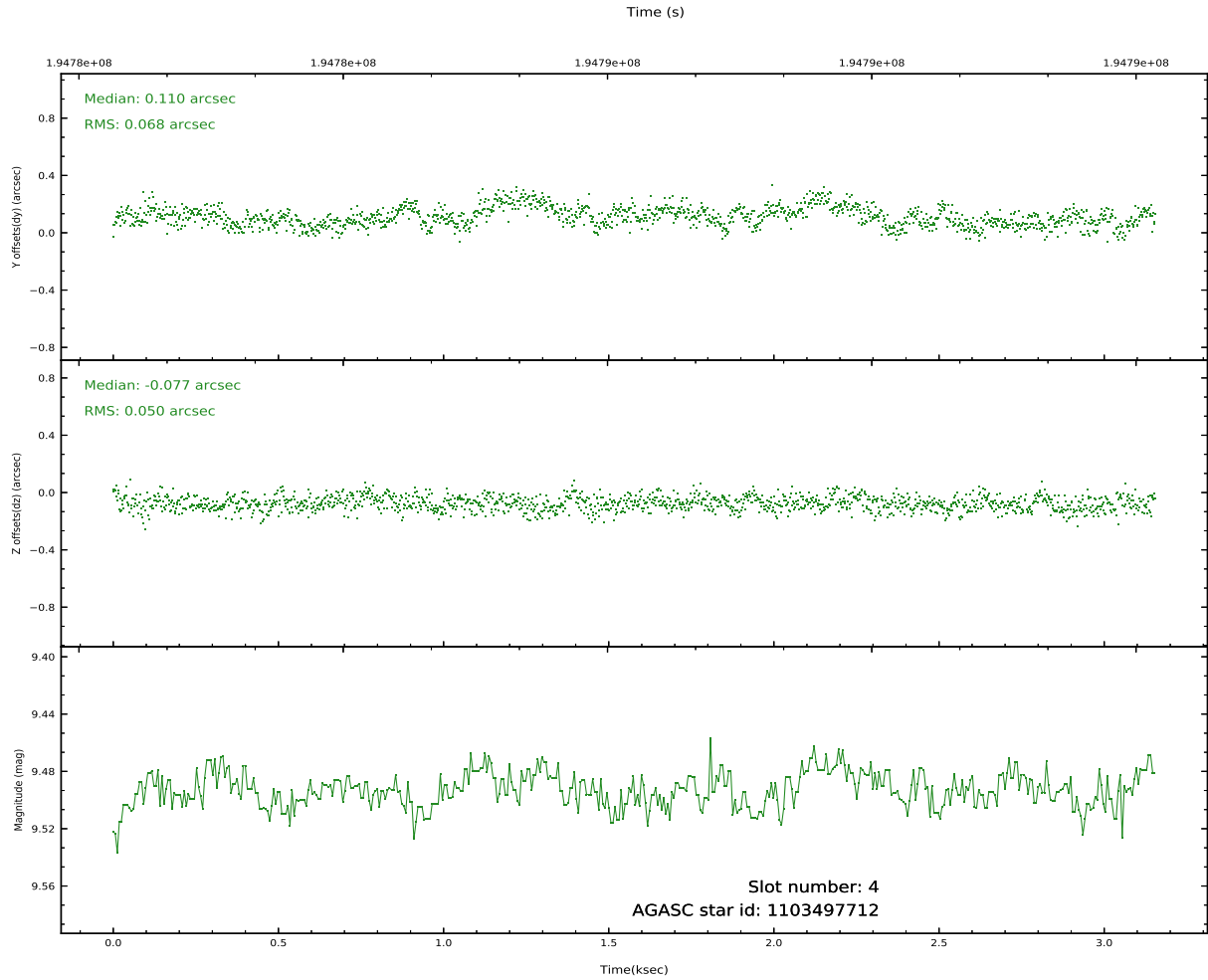
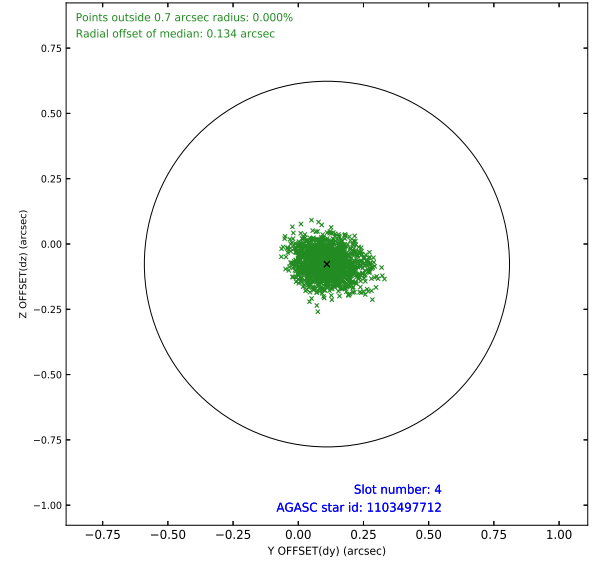
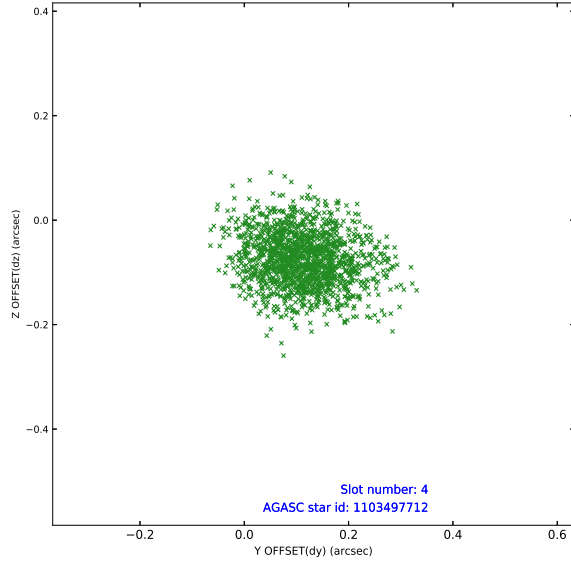
pt	status	used	id	mag	n_pts	frac_pts	med_dy	med_dz	dr1	dr2	ra	dec	mean_y	mea
0	FID		ACIS-I-1	7.23	770	1.000	0.048	-0.029	0.006	0.012	0.000000	0.000000	931.48	-835
1	FID		ACIS-I-5	7.23	770	1.000	-0.201	0.052	0.006	0.010	0.000000	0.000000	-1815.72	1061
2	FID		ACIS-I-6	7.25	770	1.000	0.062	0.047	0.007	0.011	0.000000	0.000000	394.90	1708
3	GUIDE	used	1103496792	9.26	1540	1.000	-0.115	0.198	0.095	0.157	311.409432	-51.348189	858.71	-2047
4	GUIDE	used	1103497712	9.49	1538	1.000	0.110	-0.077	0.089	0.147	311.089403	-52.274162	-942.59	844
5	GUIDE	used	1103498448	9.69	1537	1.000	-0.011	-0.113	0.098	0.156	311.234357	-52.313056	-1270.58	724
6	GUIDE	used	1103629104	8.39	1540	1.000	-0.017	0.120	0.067	0.104	312.370349	-51.890519	-2044.05	-2108
7	GUIDE	used	1152254728	9.12	1539	1.000	0.028	-0.126	0.079	0.128	311.187430	-52.658266	-2060.72	1688

2.4 Star Slots

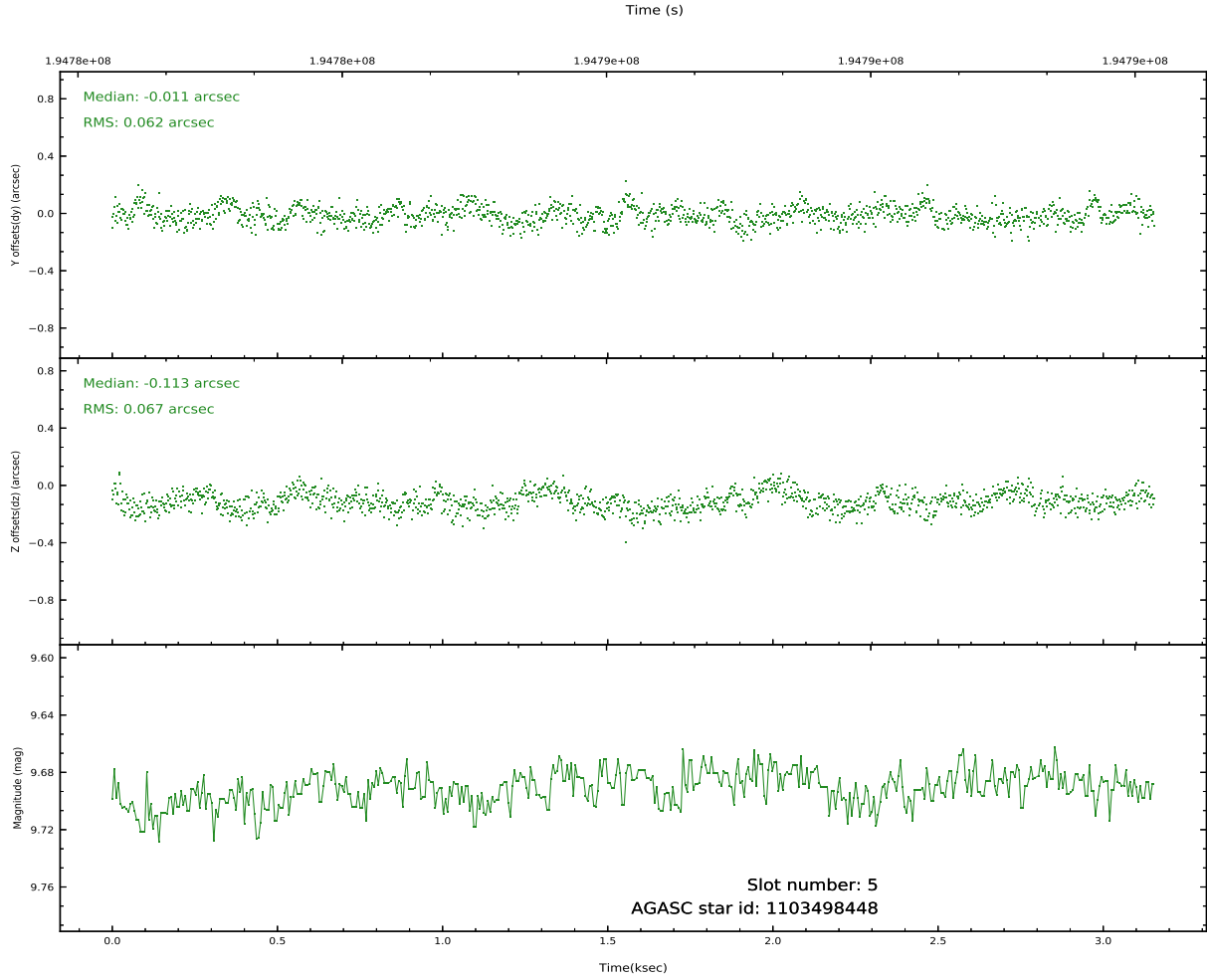
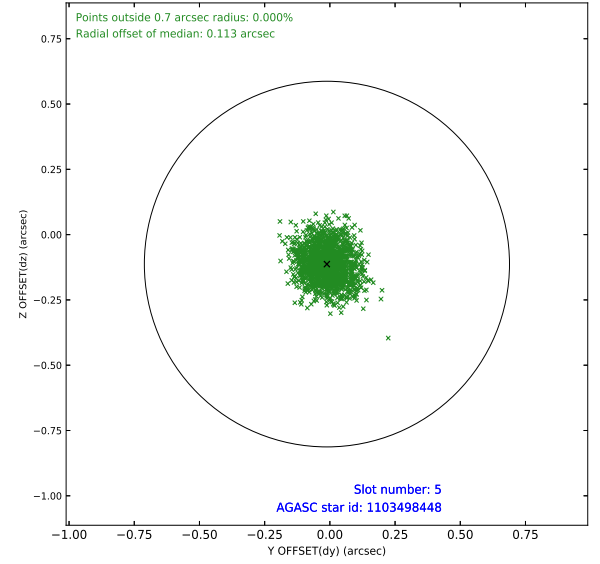
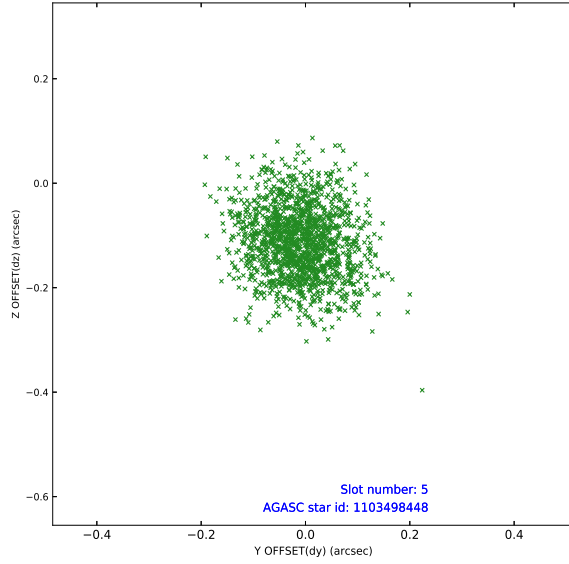
2.4.1 Slot 3



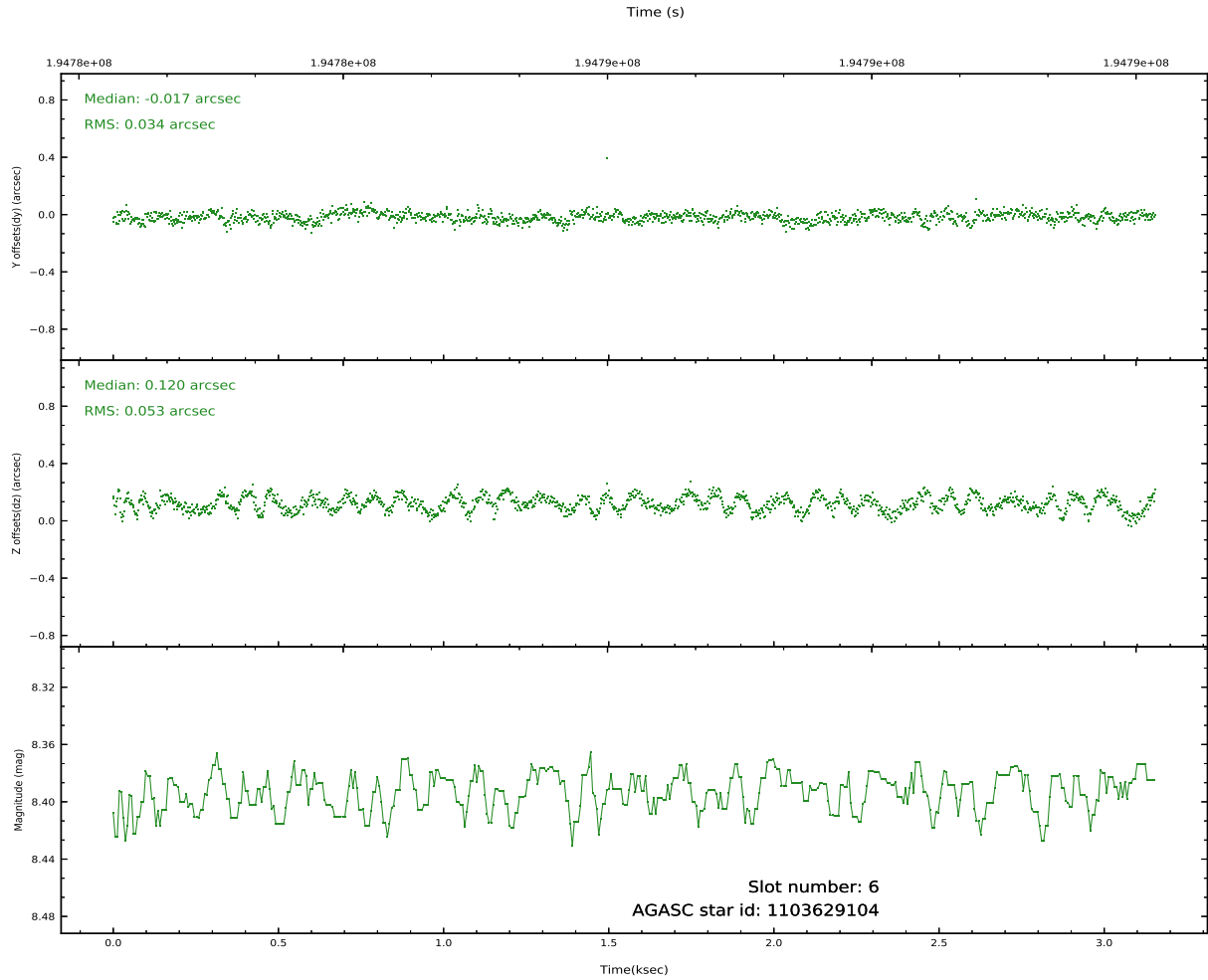
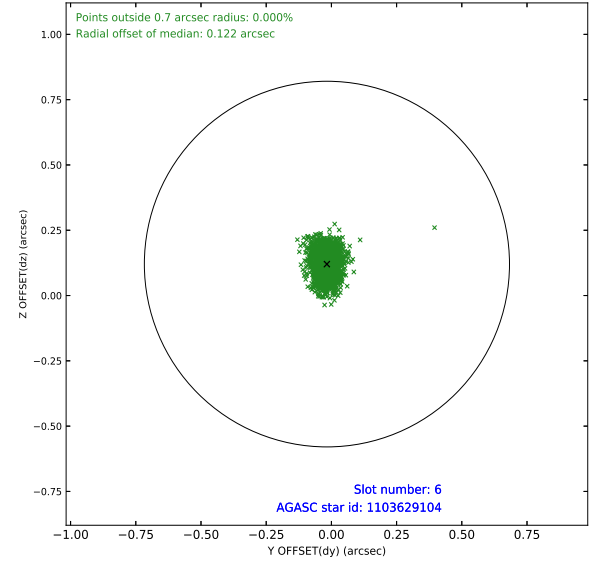
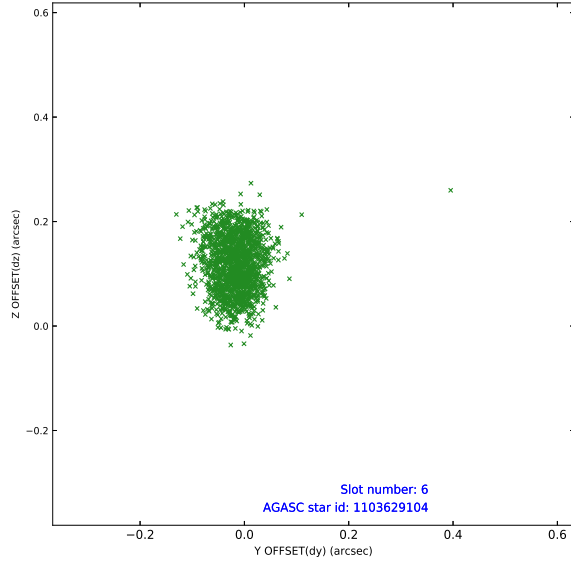
2.4.2 Slot 4



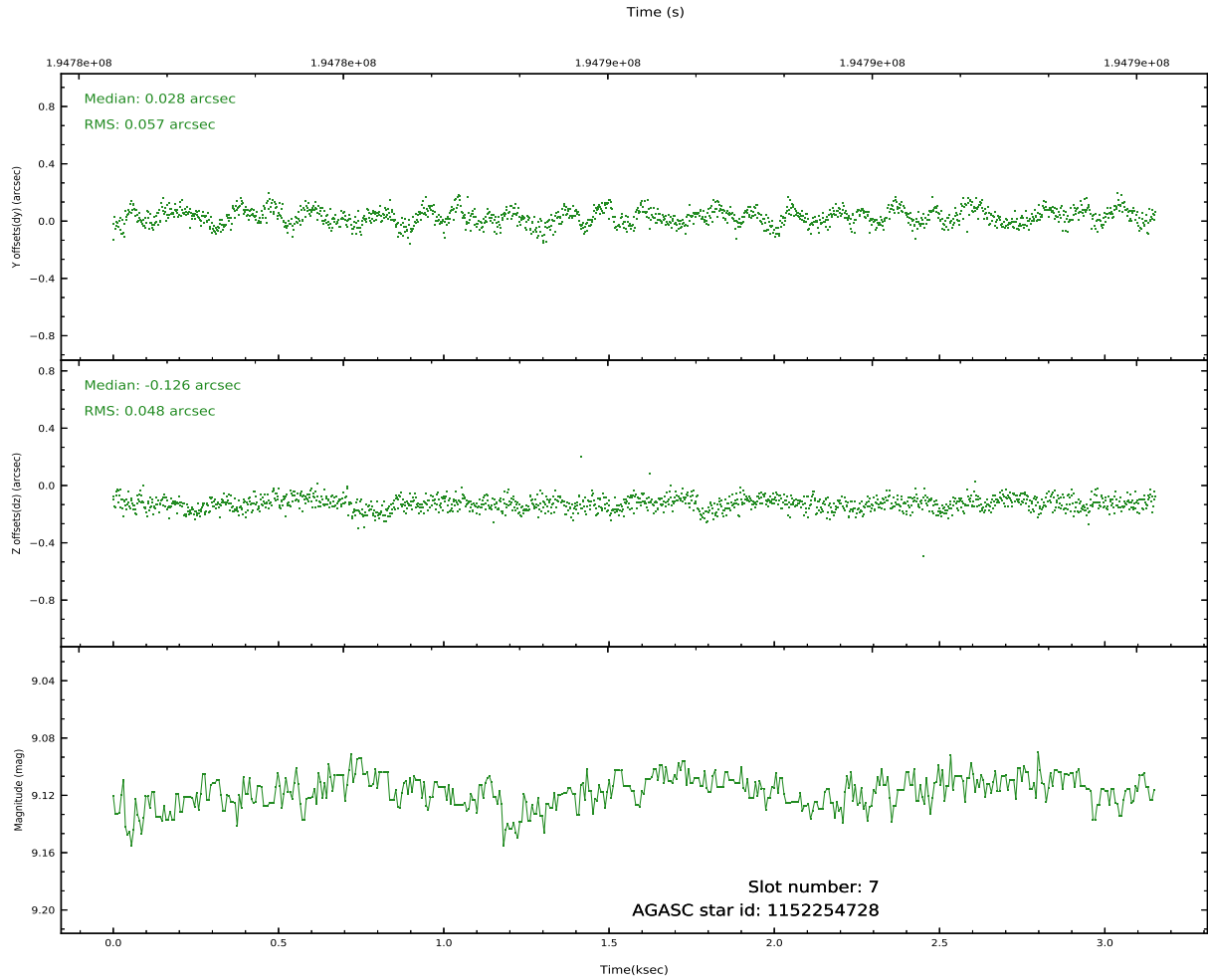
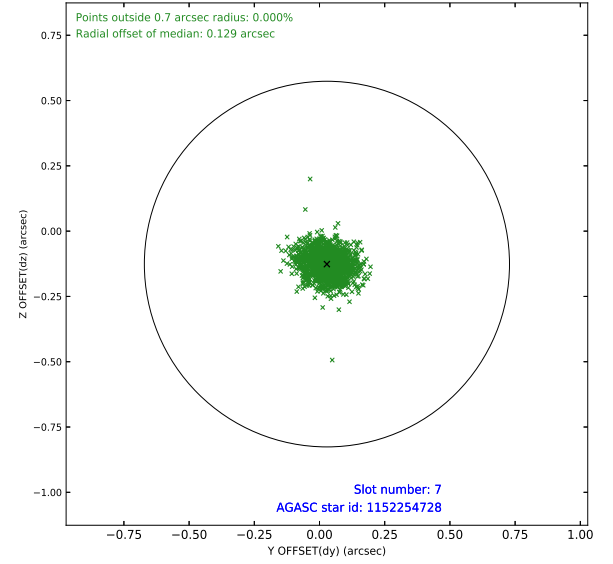
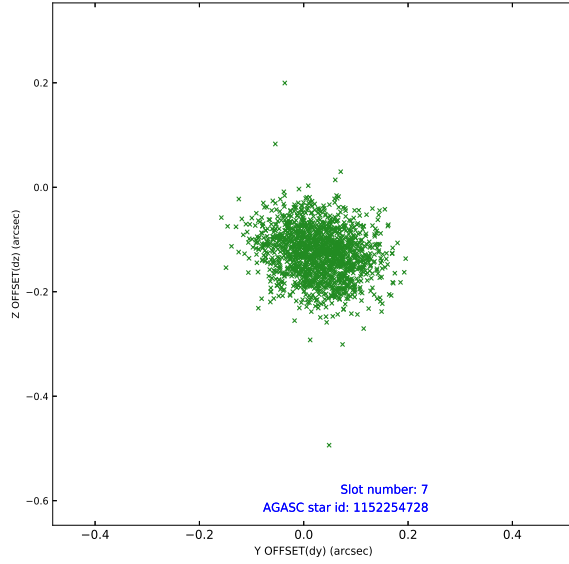
2.4.3 Slot 5



2.4.4 Slot 6

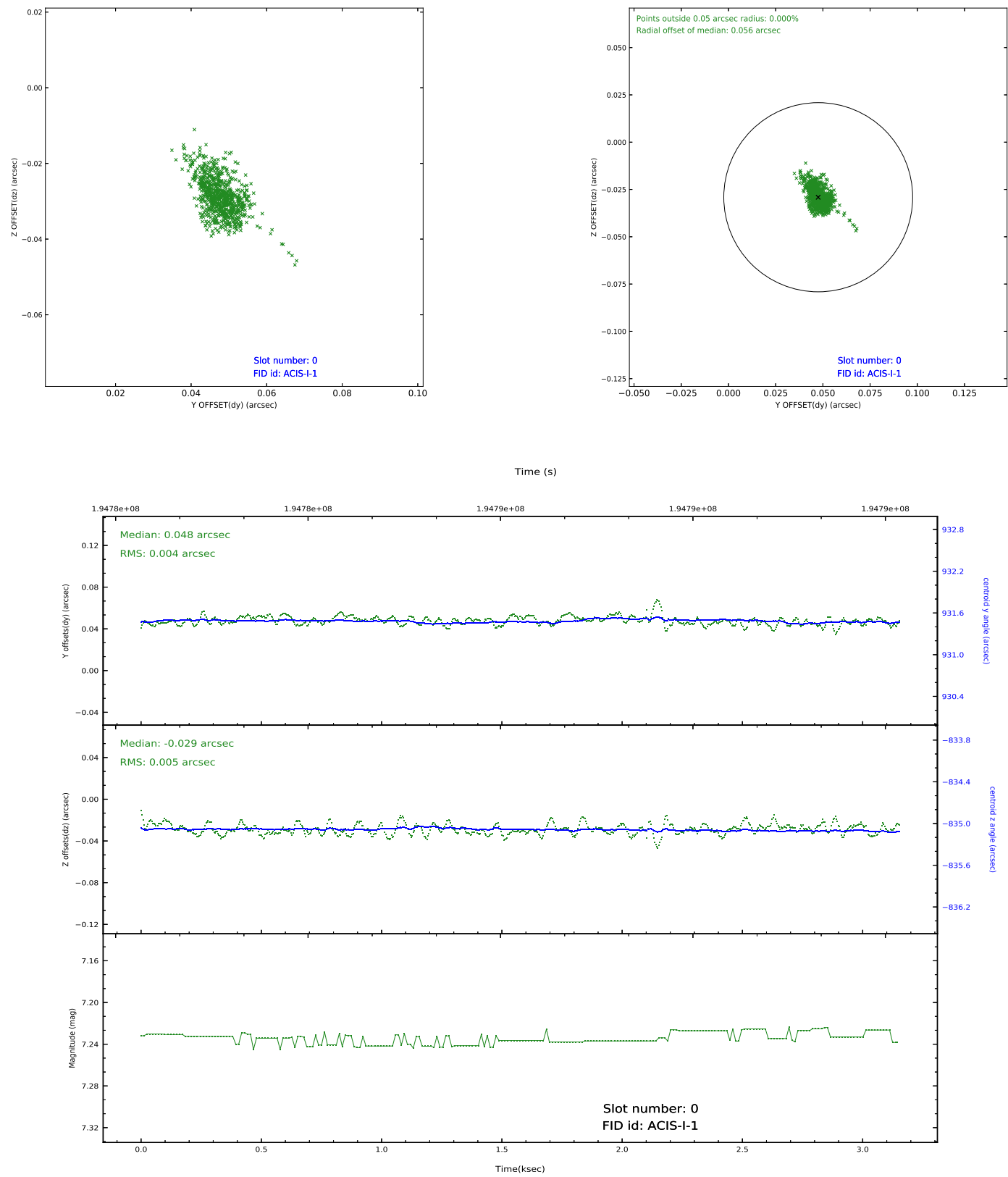


2.4.5 Slot 7

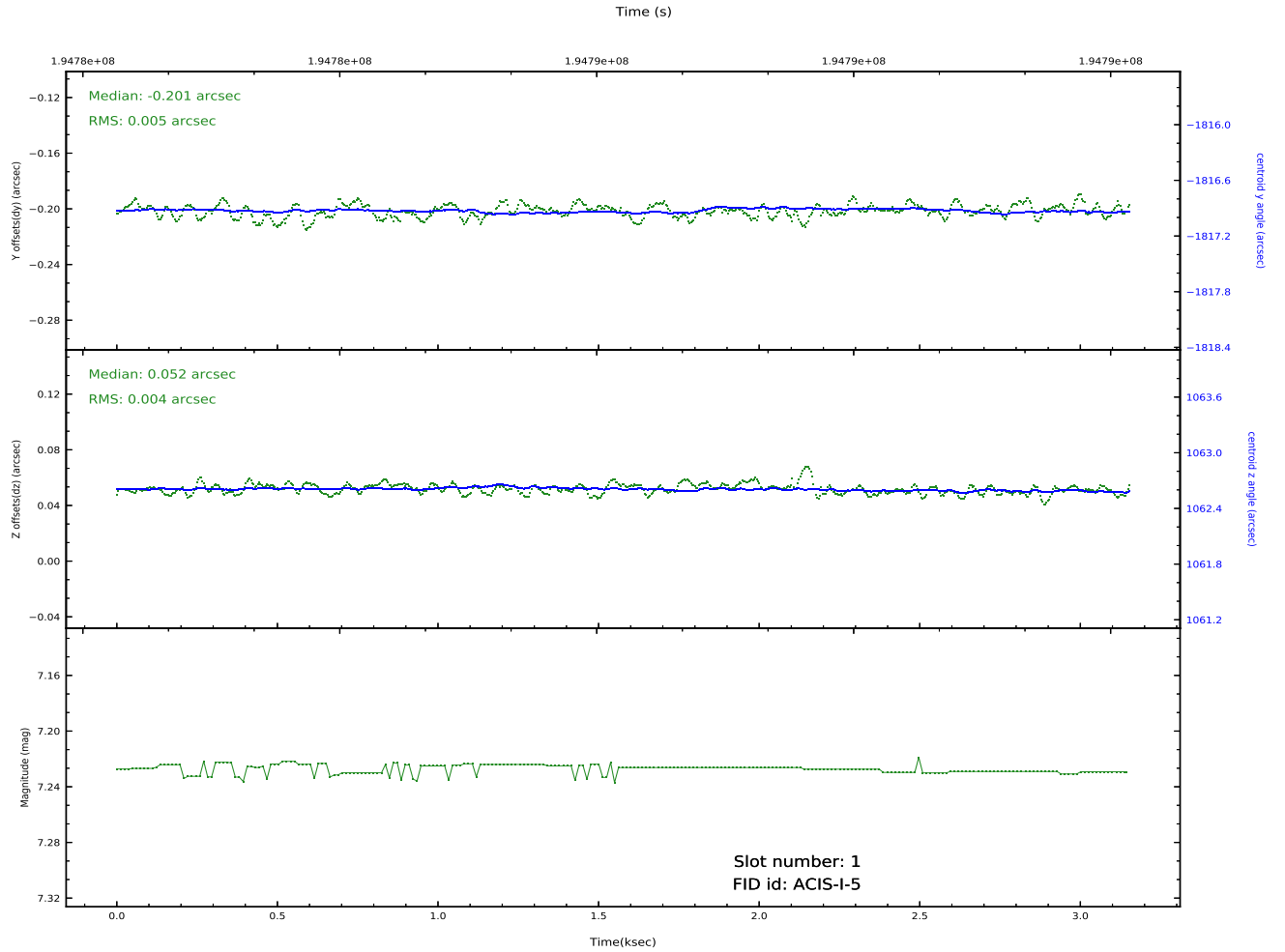
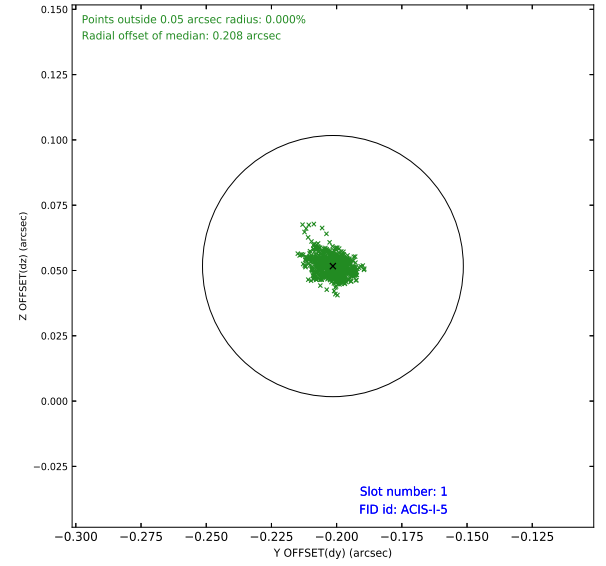
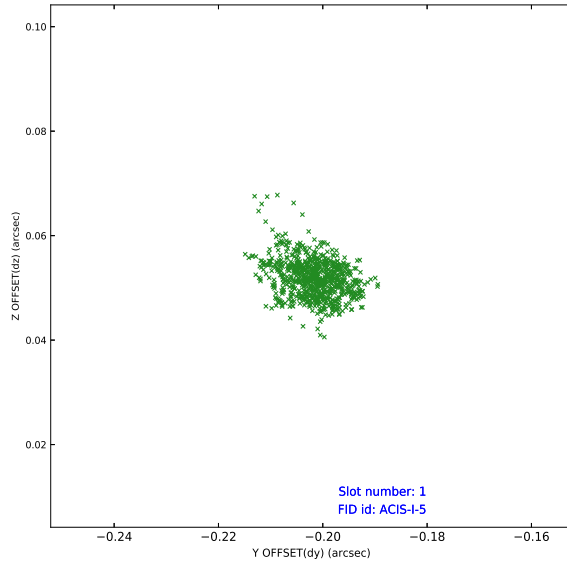


2.5 FID Slots

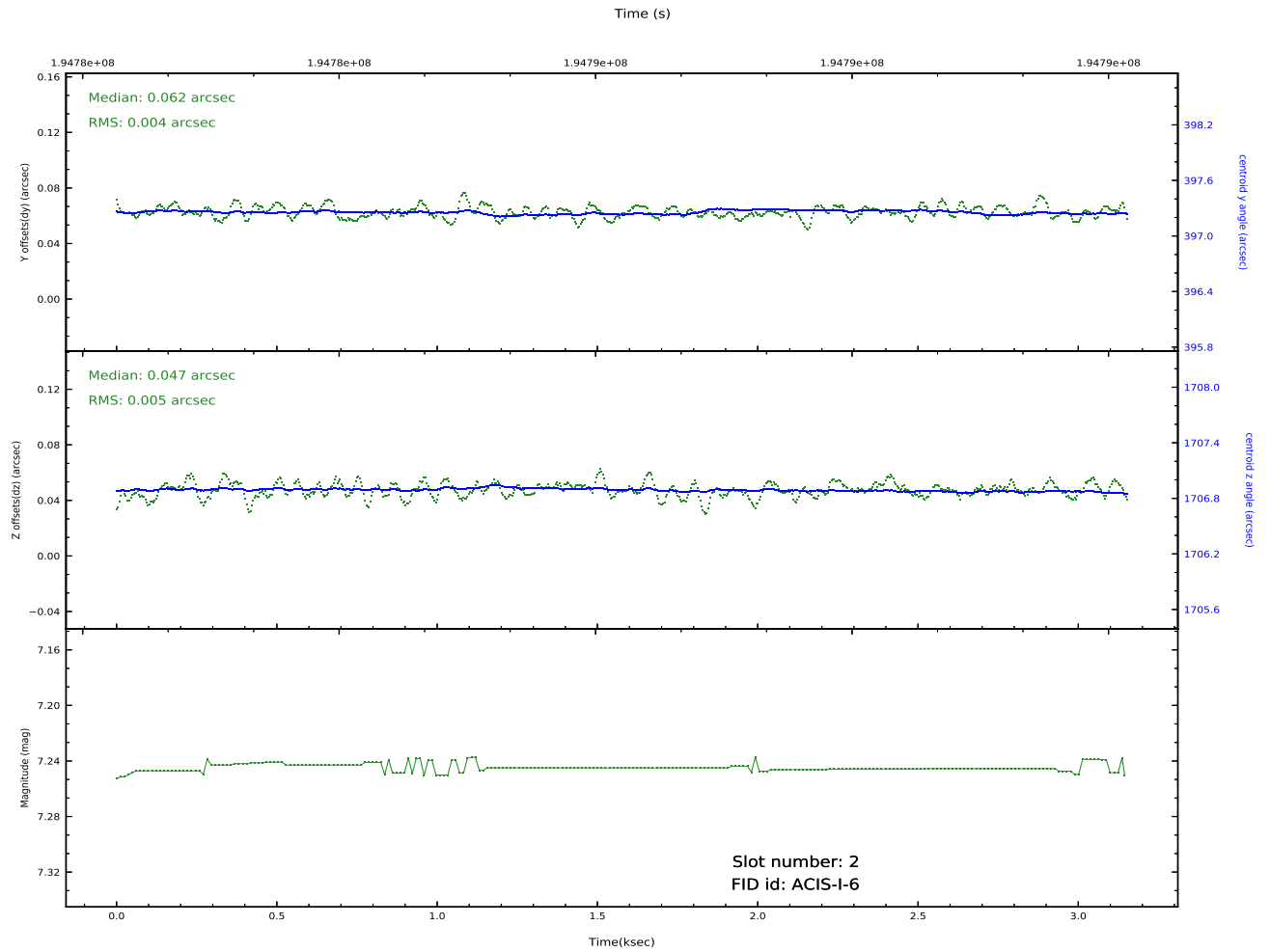
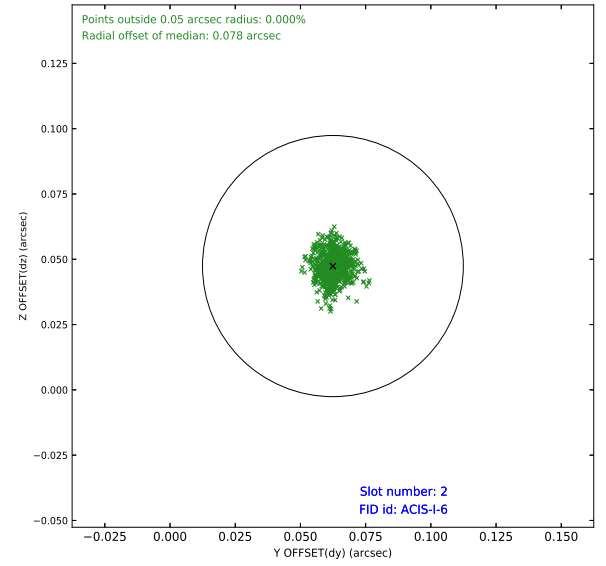
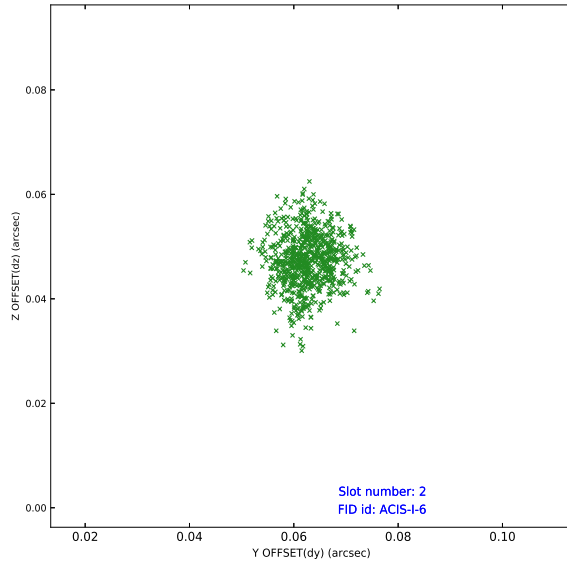
2.5.1 Slot 0



2.5.2 Slot 1



2.5.3 Slot 2



A Summary

A.1 Status

V&V Scientist	Beth Sundheim
V&V Date (YYYY-MM-DD)	2020.09.24
V&V Edition	1
V&V Disposition and Status	OK
V&V Charge Time	3.148

A.2 Comments