

# V&V Reference Report

## L2 ASCDS Version : 8.4.5

Observation 3703 - L2 Version 3  
Chandra X-Ray Center

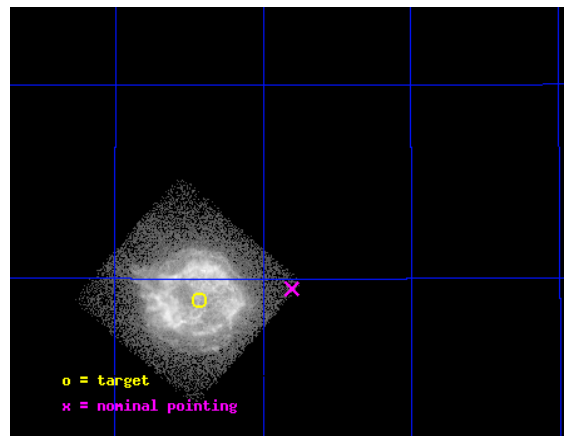
L2 Processing Date : Nov 5 2012

## Contents

<b>1</b>	<b>Front</b>	<b>2</b>
<b>2</b>	<b>OBI</b>	<b>3</b>
2.1	OBI . . . . .	3
2.1.1	Images . . . . .	3
2.1.2	Bias . . . . .	3
2.1.3	Parameters . . . . .	4
2.1.4	Events . . . . .	4
2.2	Compared Parameters . . . . .	5
2.3	Aspect . . . . .	6
2.4	Star Slots . . . . .	9
2.4.1	Slot 3 . . . . .	9
2.4.2	Slot 4 . . . . .	10
2.4.3	Slot 5 . . . . .	11
2.4.4	Slot 6 . . . . .	12
2.4.5	Slot 7 . . . . .	13
2.5	FID Slots . . . . .	14
2.5.1	Slot 0 . . . . .	14
2.5.2	Slot 1 . . . . .	15
2.5.3	Slot 2 . . . . .	16
<b>A</b>	<b>Summary</b>	<b>17</b>
A.1	Status . . . . .	17
A.2	Comments . . . . .	17

# 1 Front


seq_num	590315	Sequence number
obs_id	3703	Observation id
title	AO4B OBSERVATIONS OF THE STANDARD CANDLES CAS A AND G21.5-09	Propo
observer	Dr. CXC Calibration	Principal investigator
object	CAS A[I3,-120,-3.0,3.5,0]	Source name
dtcycle	0	&#160
cycle	P	events from which exps? Prim/Second/Both
ra_targ	350.8575	Observer's specified target RA [deg]
dec_targ	58.814833	Observer's specified target Dec [deg]
ra_nom	350.70174747733	Nominal RA [deg]
dec_nom	58.824786003098	Nominal Dec [deg]
roll_nom	221.03189042898	Nominal Roll [deg]
revision	3	Processing version of data
ontime	1538.2402012348	Sum of GTIs [s]
livetime	1518.7620775897	Livetime [s]
ontime0	2056.9176252782	Sum of GTIs [s]
ontime1	2056.8765852749	Sum of GTIs [s]
ontime2	2056.8355452716	Sum of GTIs [s]
ontime3	1538.2402012348	Sum of GTIs [s]
ontime6	2056.7534652948	Sum of GTIs [s]
ontime7	2056.9586652815	Sum of GTIs [s]
l2events	327489	Number of level 2 events




## 2 OBI

### 2.1 OBI

#### 2.1.1 Images



#### 2.1.2 Bias



### 2.1.3 Parameters

obi_num	0	Obi number	sched_exp_time	2105.000000	[s] Scheduled observation exposure time
ascdsver	8.4.5	Processing system revision	ontime	1538.2402012348	Sum of GTIs [s]
caldbver	4.5.2	&#160	ontime0	2056.9176252782	Sum of GTIs [s]
date	2012-11-05T19:47:12	Date and time of file creation	ontime1	2056.8765852749	Sum of GTIs [s]
revision	3	Processing version of data	ontime2	2056.8355452716	Sum of GTIs [s]
			ontime3	1538.2402012348	Sum of GTIs [s]
			ontime6	2056.7534652948	Sum of GTIs [s]
			ontime7	2056.9586652815	Sum of GTIs [s]
			l1events	391502	Number of level 1 events

### 2.1.4 Events

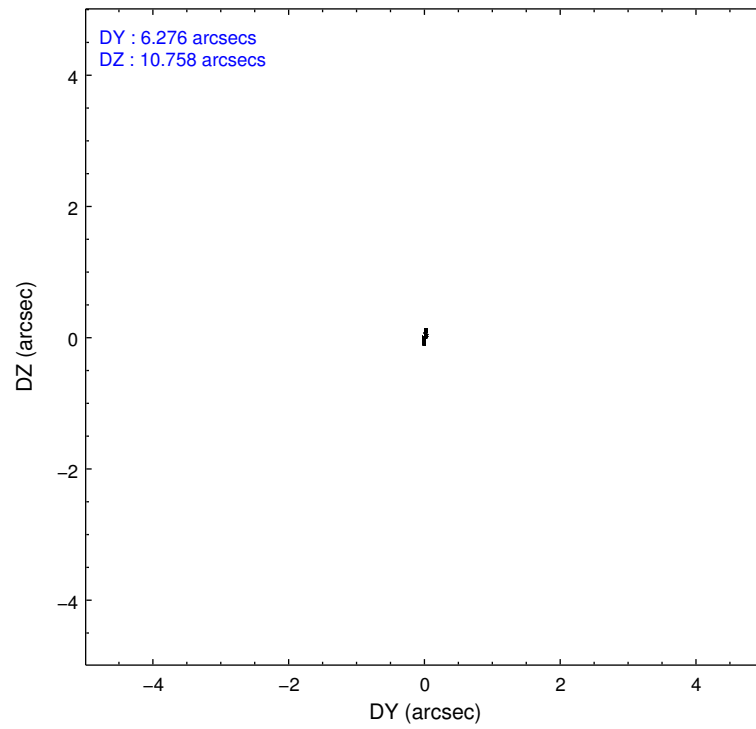
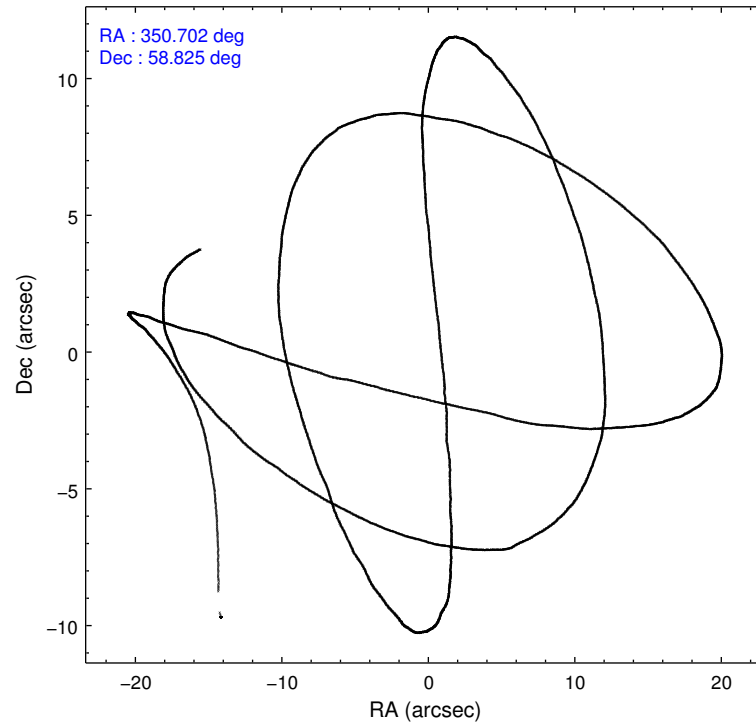
	ccd 0	ccd 1	ccd 2	ccd 3	ccd 6	ccd 7
level 1 events	0	0	0	391502	0	0
rejected events	0	0	0	54431	0	0
rejected %	0%	0%	0%	13%	0%	0%

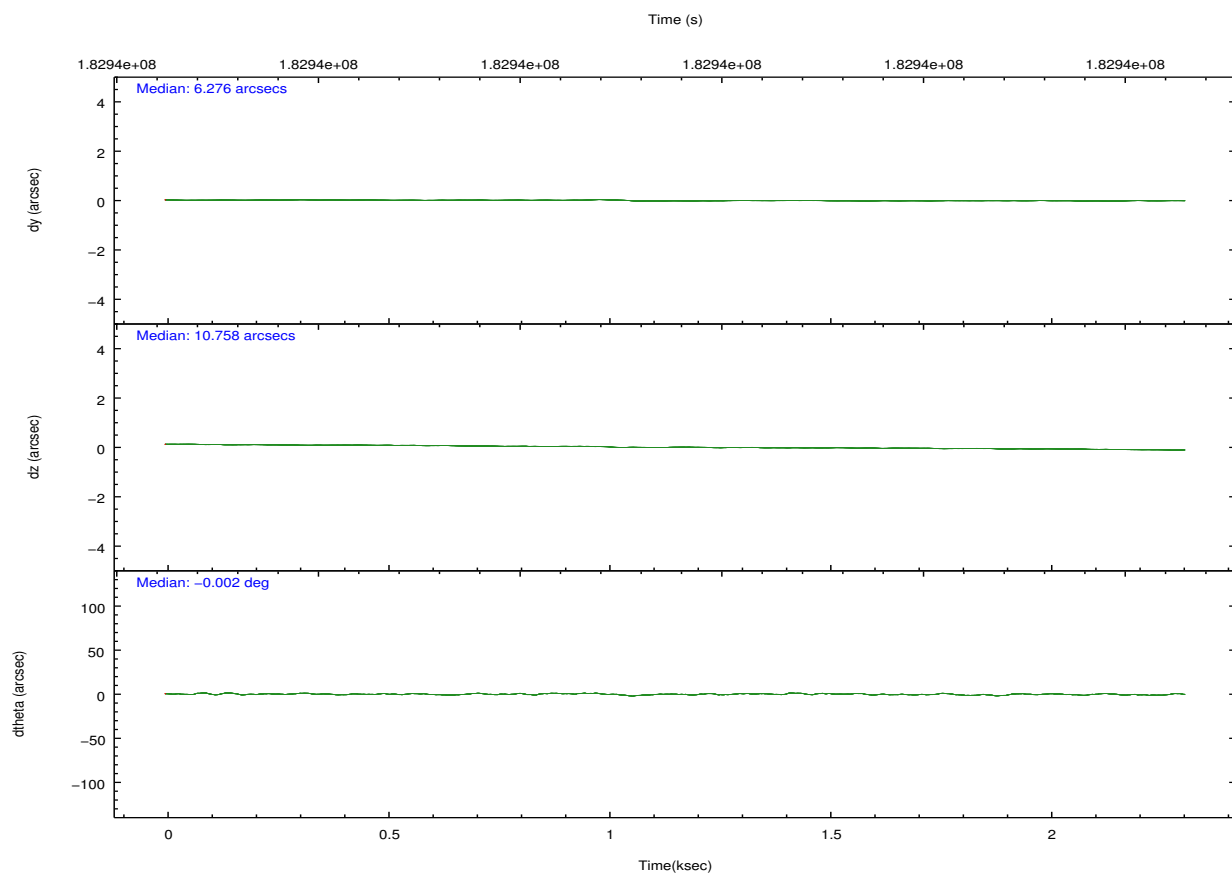
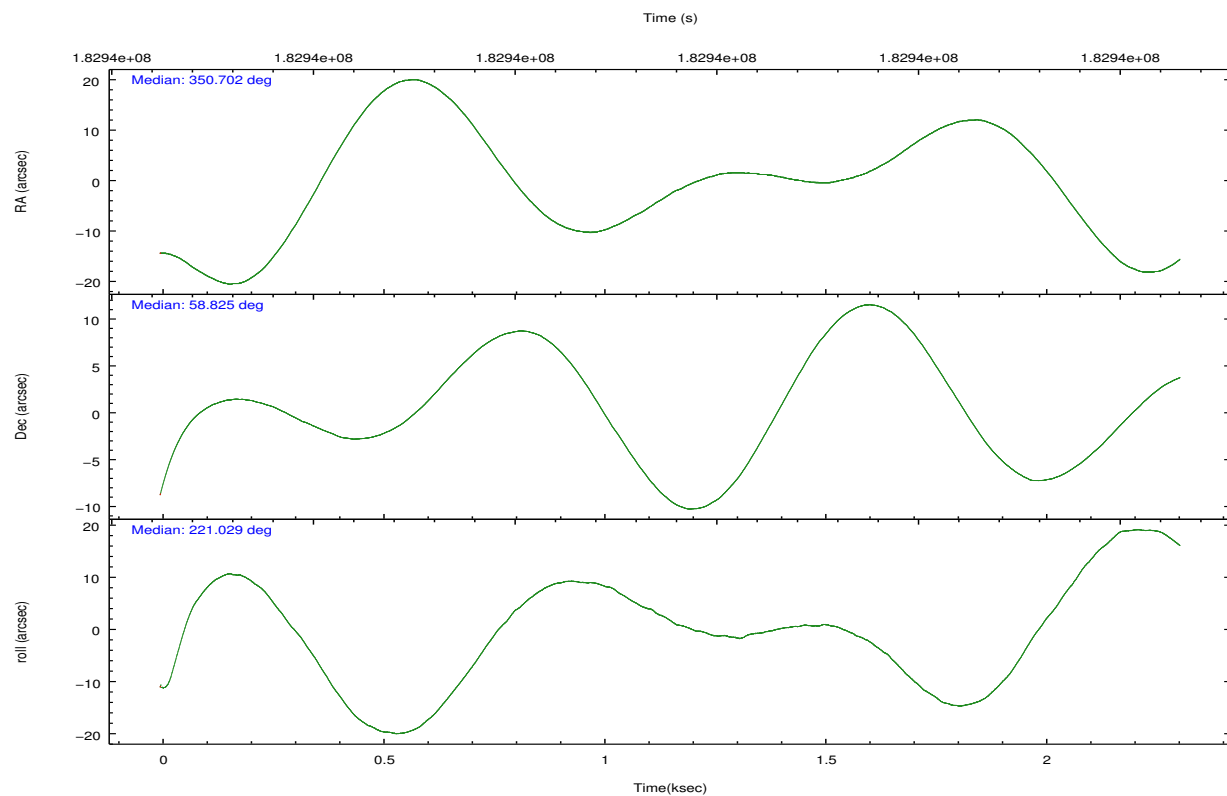
	ccd 0	ccd 1	ccd 2	ccd 3	ccd 6	ccd 7
grade 0 events	0	0	0	273833	0	0
	0%	0%	0%	69%	0%	0%
grade 1 events	0	0	0	4327	0	0
	0%	0%	0%	1%	0%	0%
grade 2 events	0	0	0	34653	0	0
	0%	0%	0%	8%	0%	0%
grade 3 events	0	0	0	10902	0	0
	0%	0%	0%	2%	0%	0%
grade 4 events	0	0	0	10927	0	0
	0%	0%	0%	2%	0%	0%
grade 5 events	0	0	0	3007	0	0
	0%	0%	0%	0%	0%	0%
grade 6 events	0	0	0	7440	0	0
	0%	0%	0%	1%	0%	0%
grade 7 events	0	0	0	46413	0	0
	0%	0%	0%	11%	0%	0%

## 2.2 Compared Parameters

Parameter	Planned	Actual	Parameter	Planned	Actual
Instrument	ACIS	ACIS	Obspar format version number	7	7
Detector	ACIS-012367	ACIS-012367	Obspar file type	PREDICTED	ACTUAL
Grating	NONE	NONE	Obspar update status	NONE	UPDATED
Data mode	FAINT	FAINT	Number of optional ACIS chips dropped	0	0
Observation mode	POINTING	POINTING	On-chip summing requested	N	N
[deg] Pointing RA	350.719285	350.7017474773289	Subarray requested	NONE	NONE
[deg] Pointing Dec	58.850866	58.82478600309845	Alternating exposures requested	N	N
[deg] Pointing Roll	220.808283	221.0318904289822	[s] Primary exposure time	0.000000	3.2
[s] Window start time (MET)	181353664.184000	181353664.184000			
[s] Window stop time (MET)	183859264.184000	183859264.184000			
[mm] SIM focus pos	-0.782348	-0.7809083437167272			
[mm] SIM defocus	0	0.001439871863259334			
[mm] SIM translation stage pos	-233.592463	-233.5874344608287			
[mm] SIM translation stage offset	0	-0.005018542100998502			
[s] Observation start time (MET)	182941429.184000	182940459.12234			
Observation start date	2003-10-19T09:02:45	2003-10-19T08:47:39			
[s] Observation end time (MET)	182943534.184000	182943683.25998			
Observation end date	2003-10-19T09:37:50	2003-10-19T09:41:23			
Read mode	TIMED	TIMED			

## 2.3 Aspect





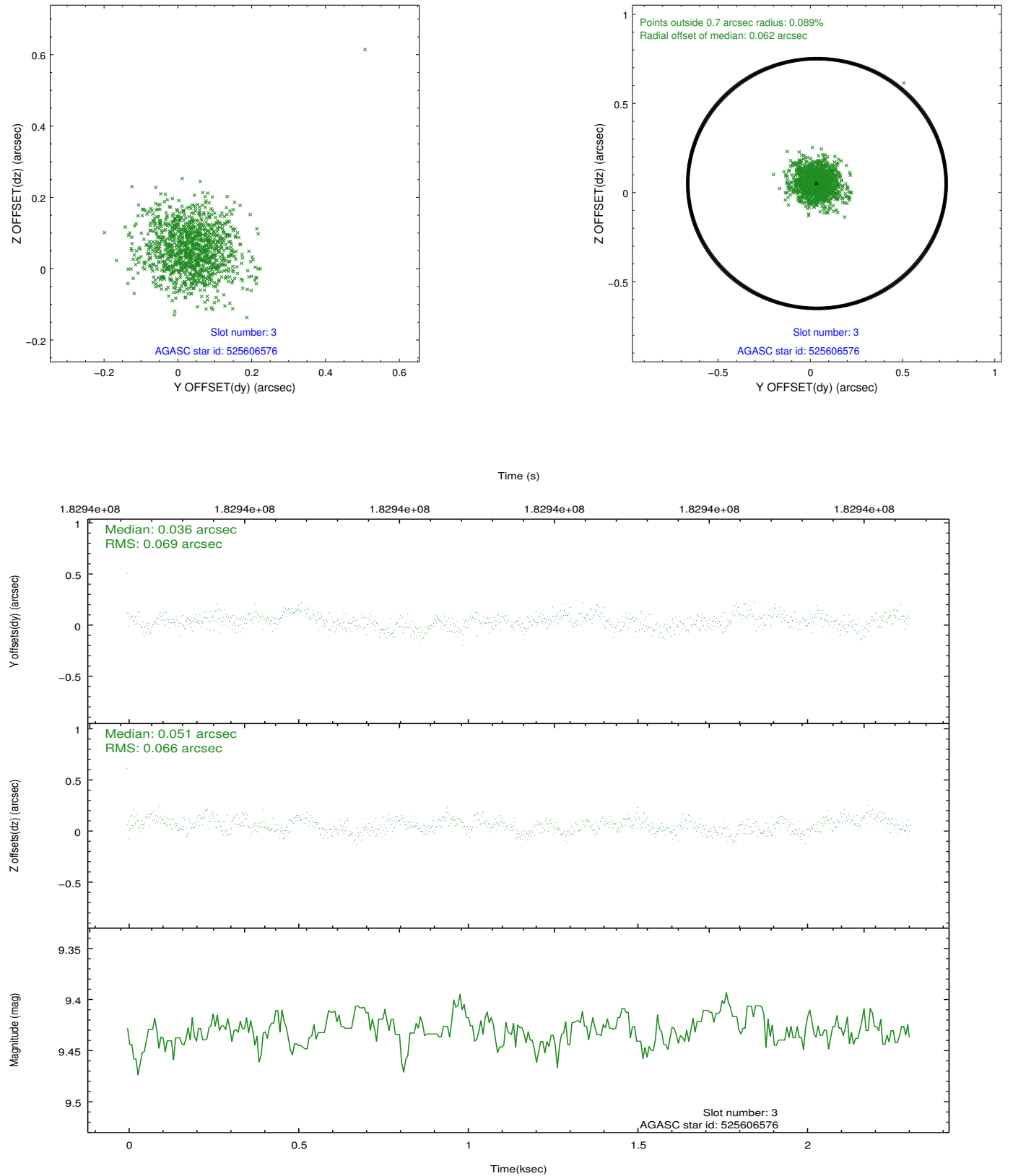
### Slot Statistics

slot	status	id	mag	n_pts	med_dy	med_dz	dr1	dr2	ra	dec	mean_y	mean_z
0	FID	ACIS-I-1	7.24	564	-0.019	0.037	0.007	0.013	0.000000	0.000000	933.40	-834.23
1	FID	ACIS-I-2	7.14	563	-0.080	-0.056	0.007	0.012	0.000000	0.000000	-759.18	-842.16
2	FID	ACIS-I-6	7.25	562	0.008	0.088	0.006	0.011	0.000000	0.000000	397.80	1706.22
3	GUIDE	525606576	9.43	1121	0.036	0.051	0.101	0.165	349.543555	58.678895	2056.70	-983.07
4	GUIDE	525731480	9.51	1122	0.013	-0.001	0.098	0.158	351.647209	58.687294	-936.11	1570.79
5	GUIDE	525732232	9.12	1123	-0.005	-0.015	0.086	0.148	351.669550	58.757012	-1132.24	1408.26
6	GUIDE	525609504	9.08	1127	-0.173	-0.062	0.081	0.128	349.896632	58.356658	2330.54	325.86
7	GUIDE	525732528	9.36	1125	0.121	0.030	0.091	0.146	351.607241	59.298932	-2295.14	-161.81

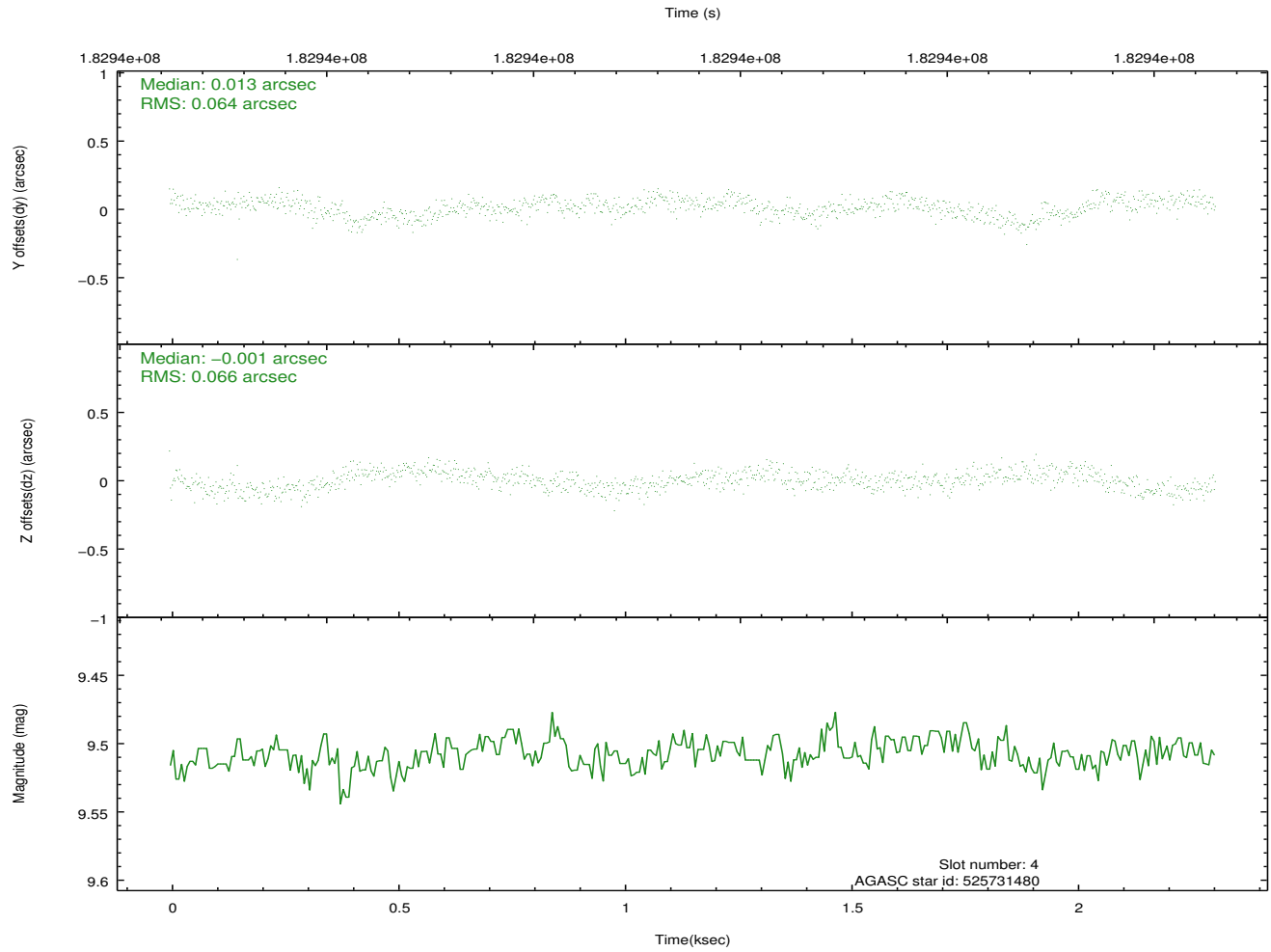
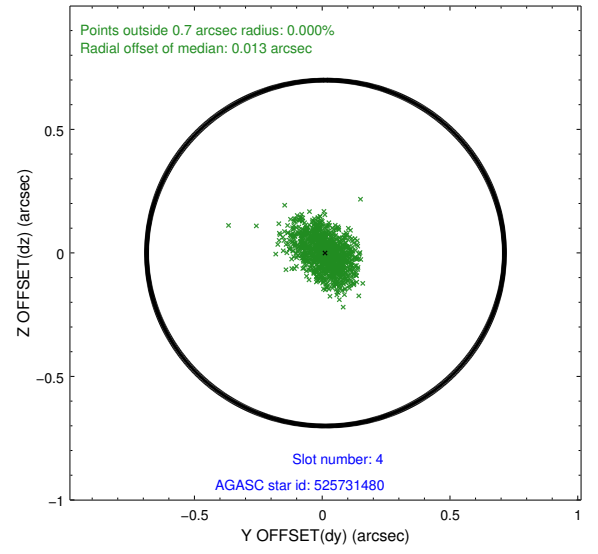
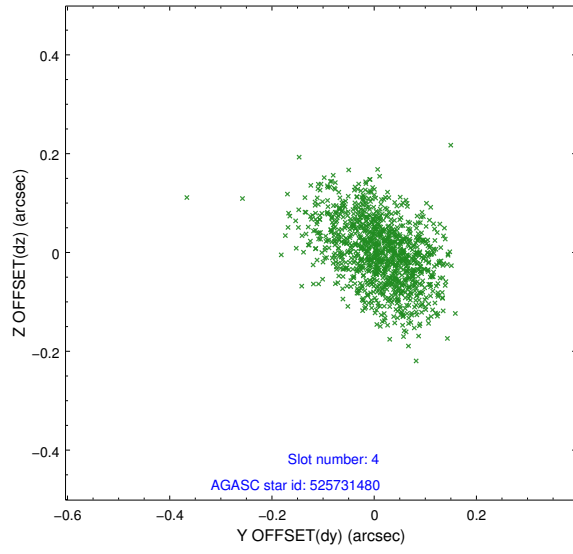


## 2.4 Star Slots

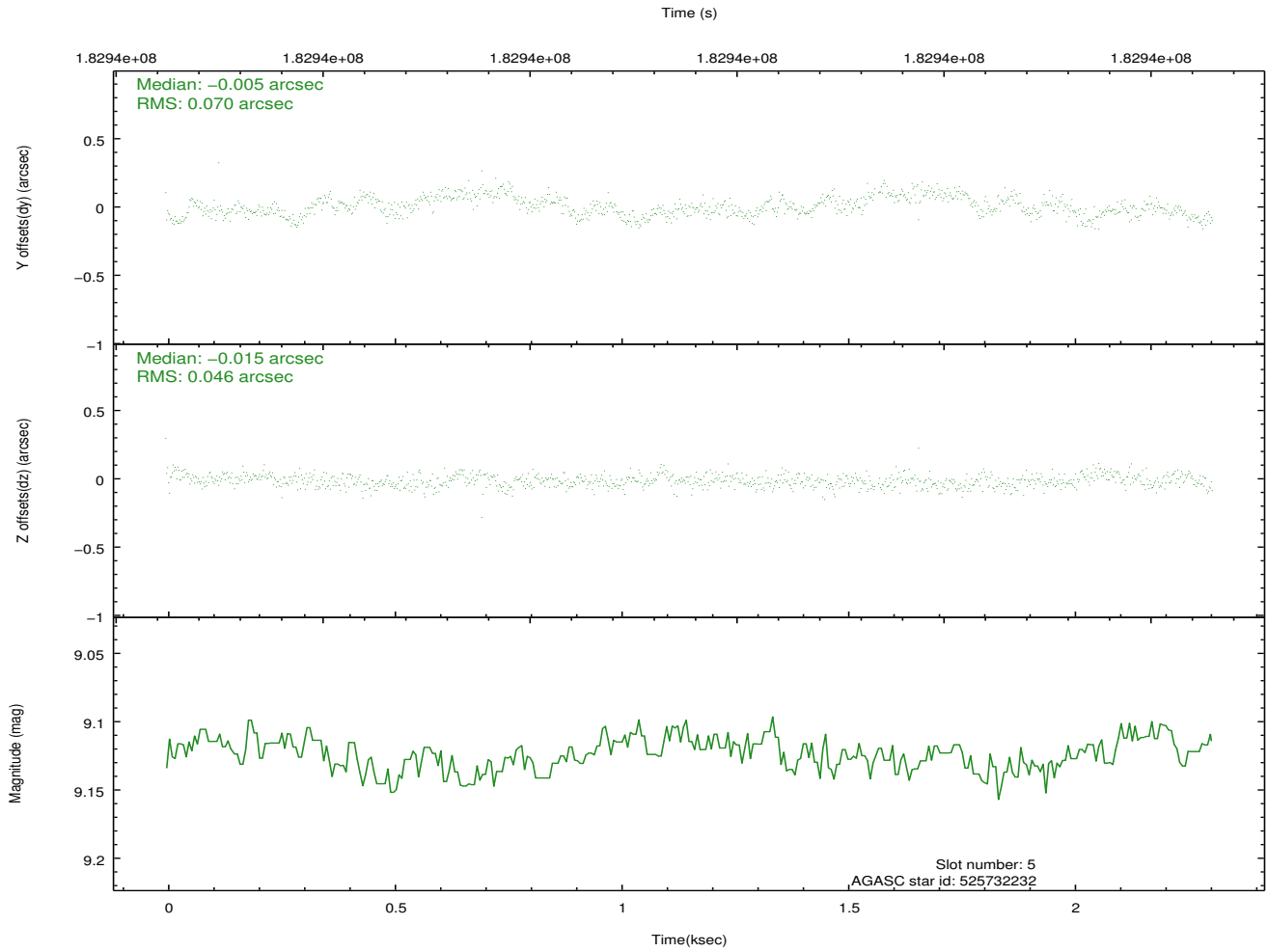
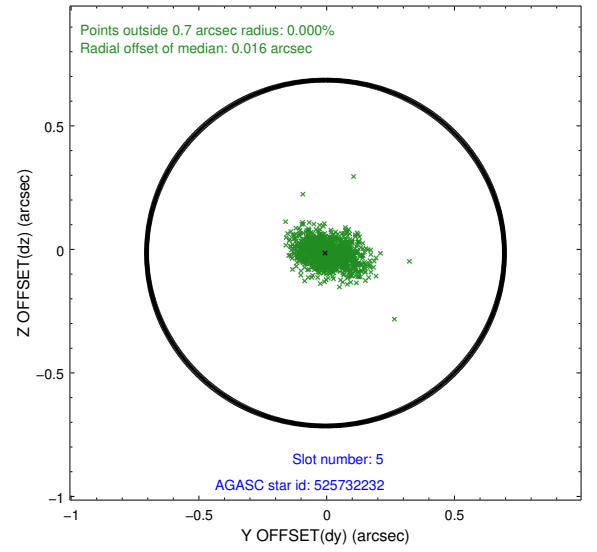
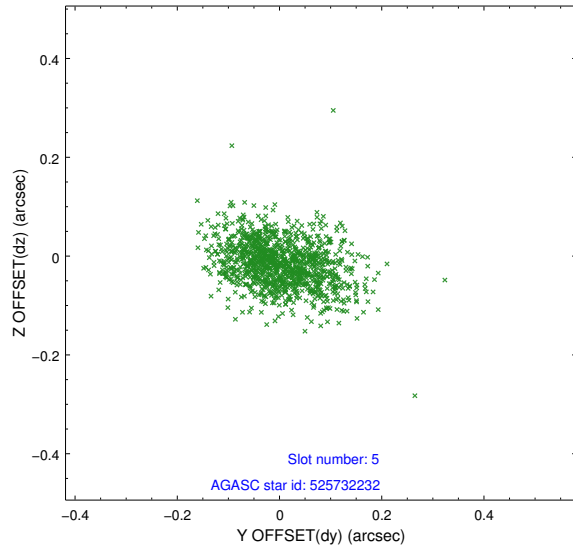
### 2.4.1 Slot 3



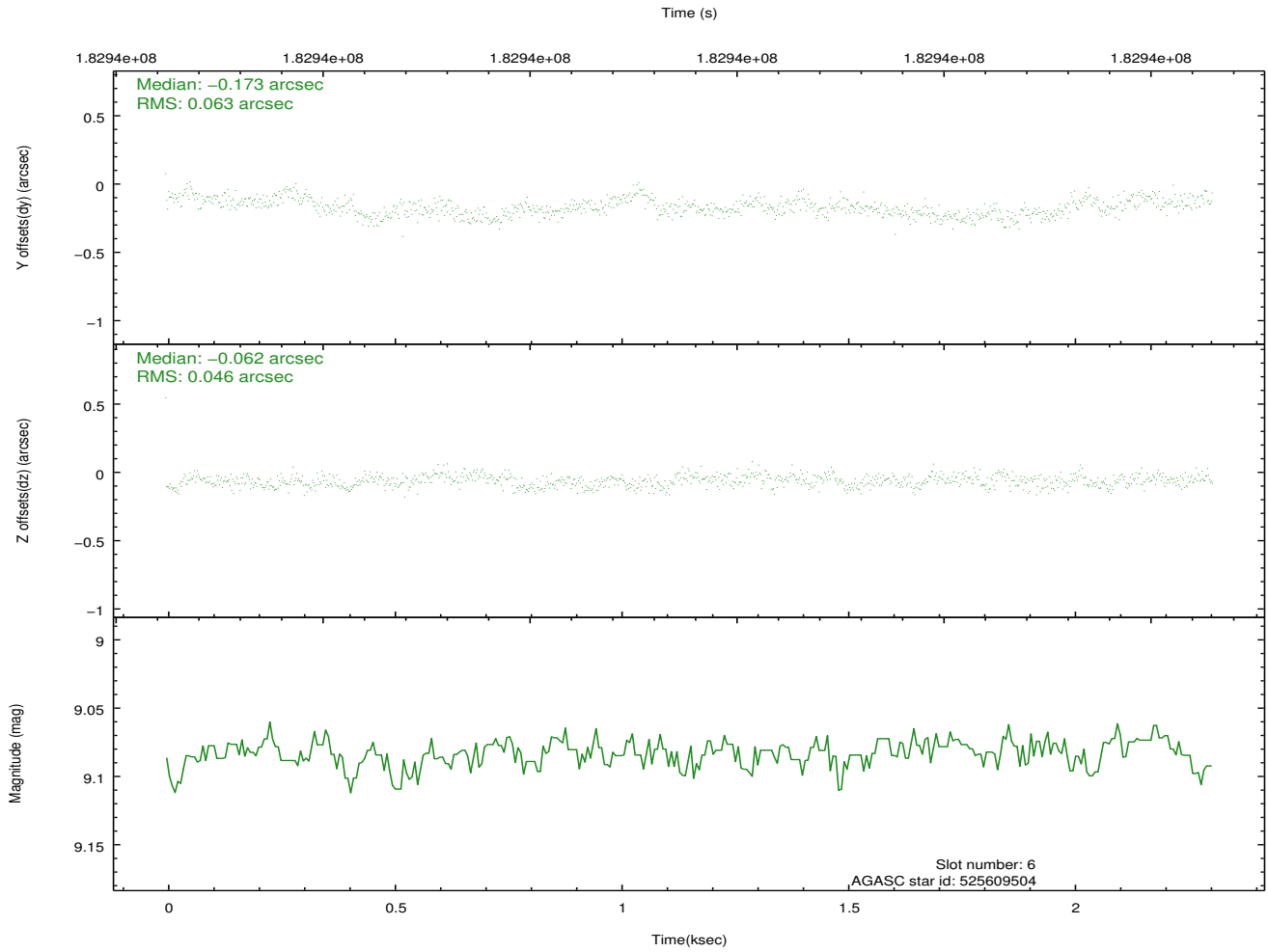
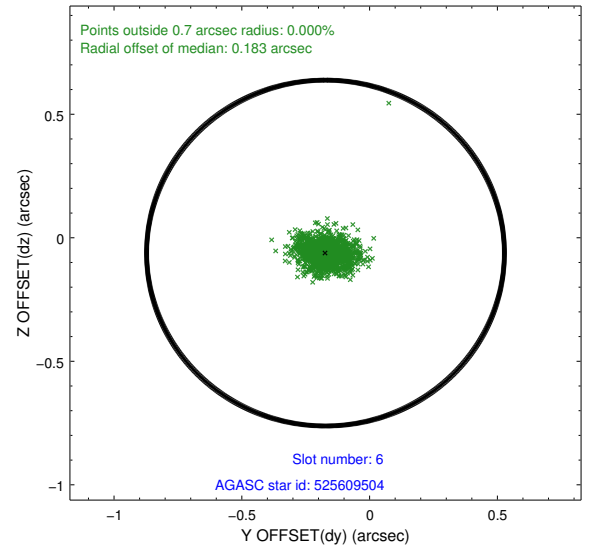
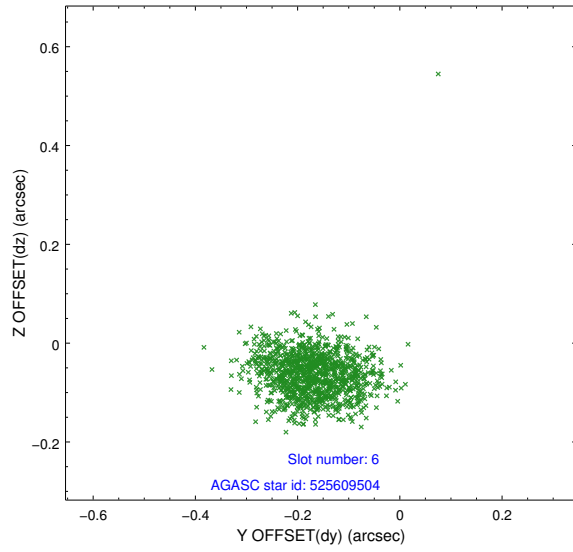
## 2.4.2 Slot 4



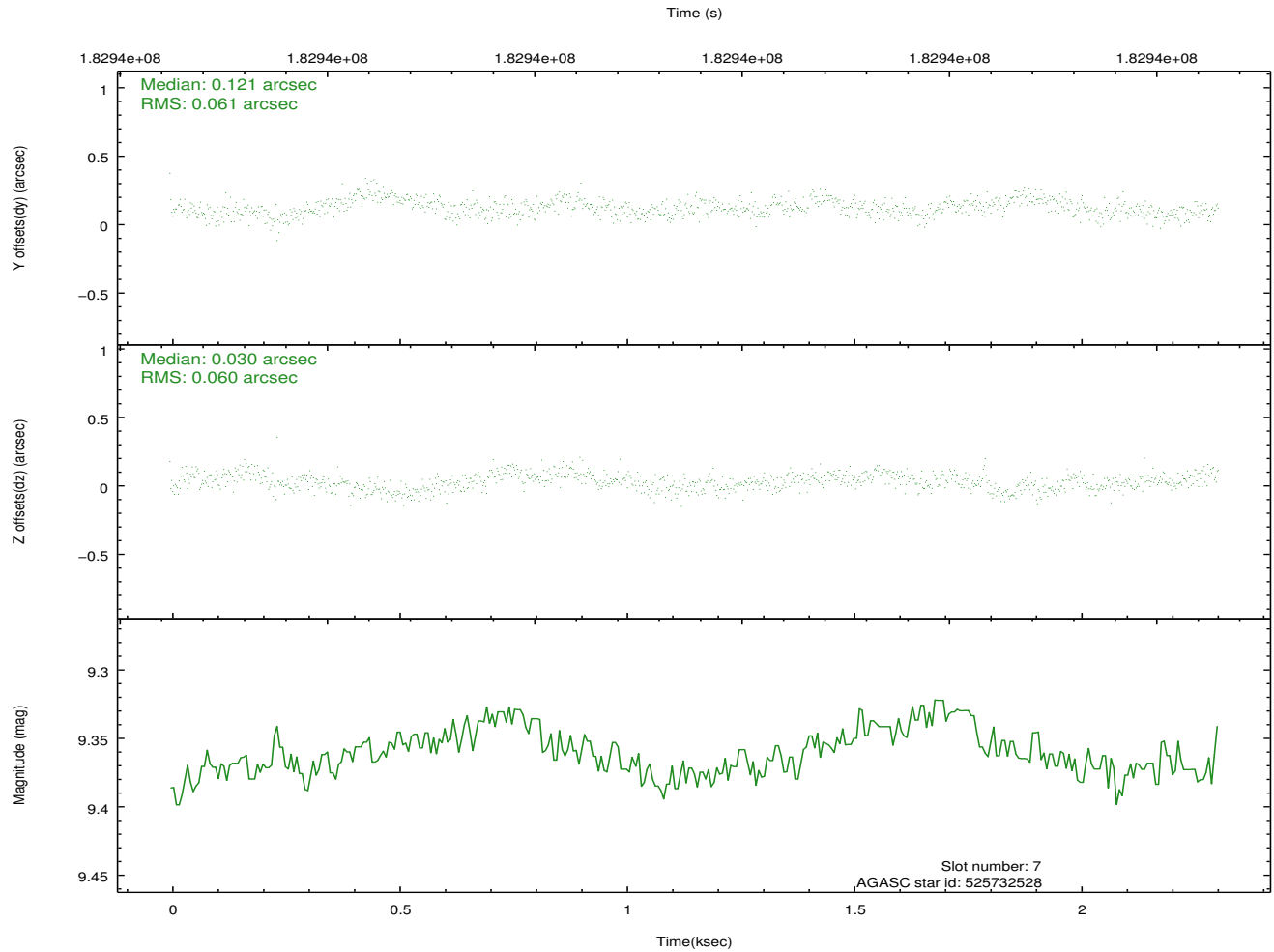
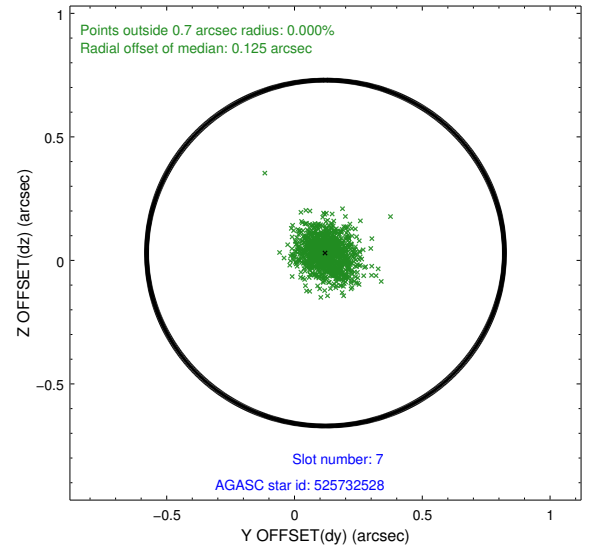
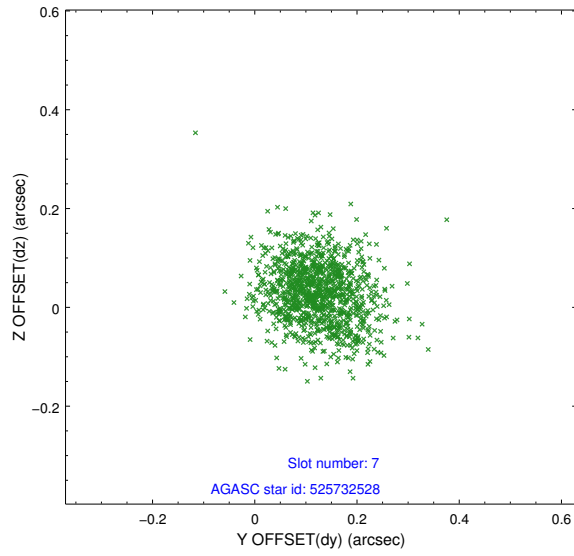
### 2.4.3 Slot 5



## 2.4.4 Slot 6

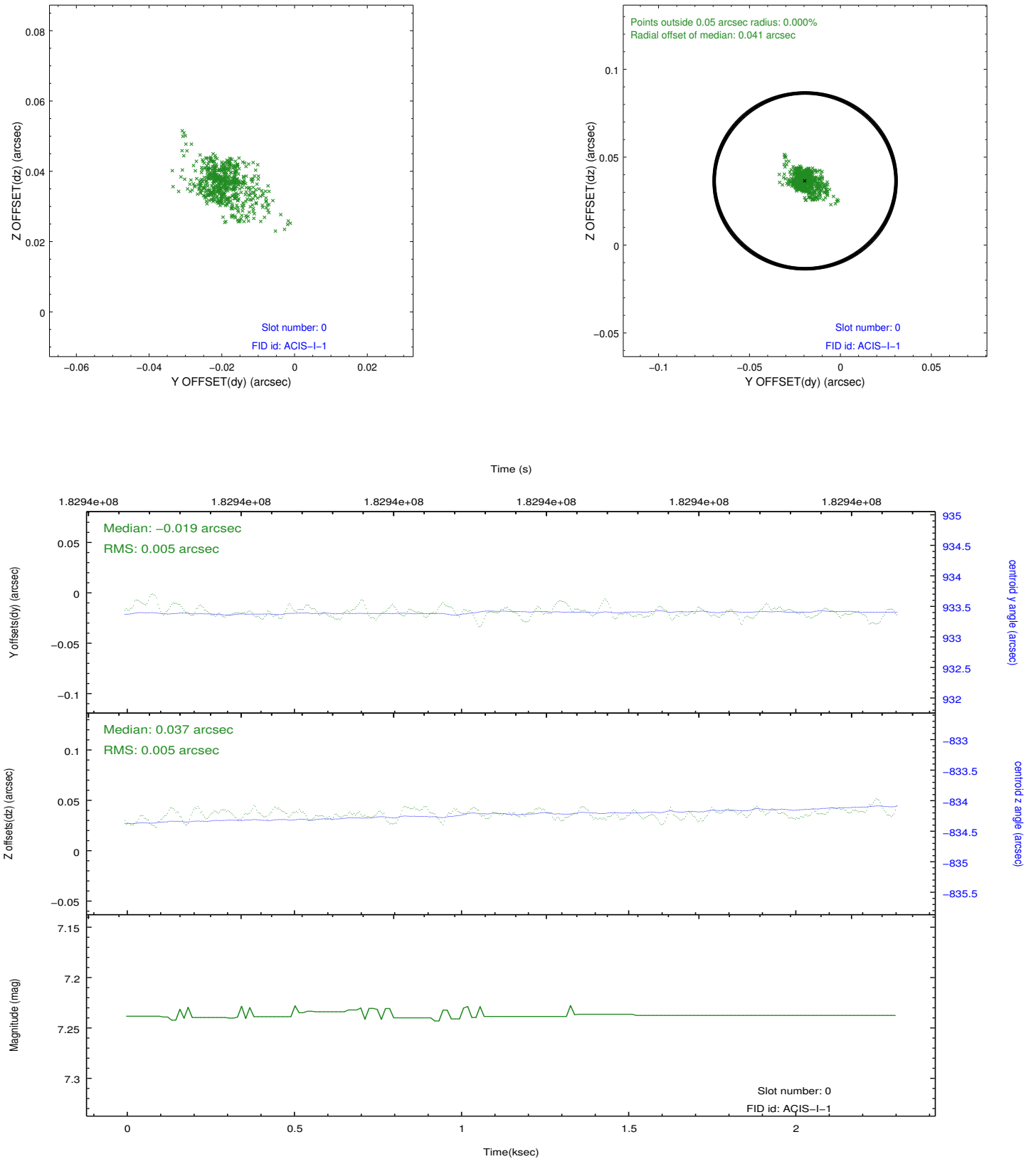


## 2.4.5 Slot 7

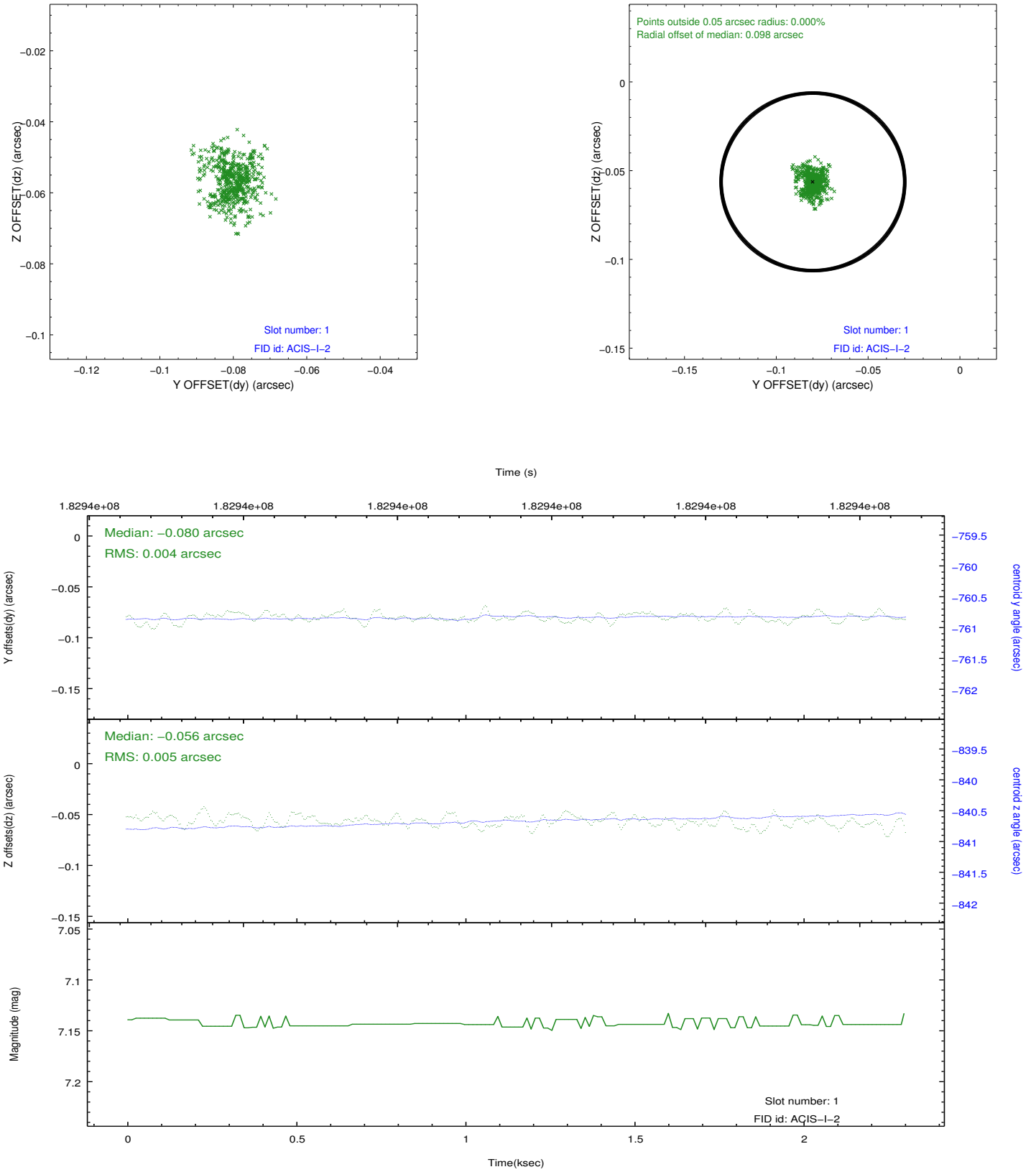


## 2.5 FID Slots

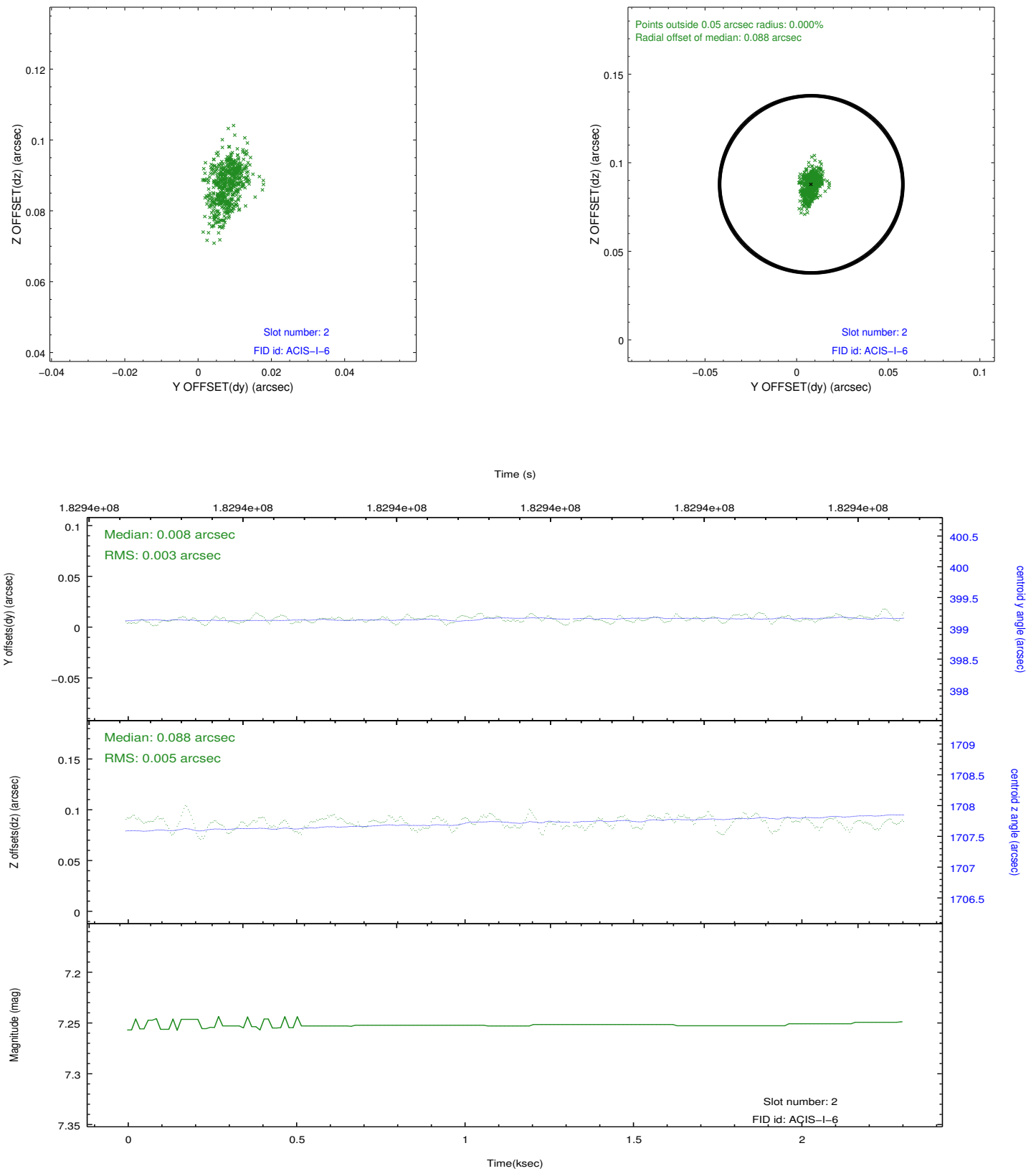
### 2.5.1 Slot 0



## 2.5.2 Slot 1



### 2.5.3 Slot 2





## A Summary

### A.1 Status

V&V Scientist	Jen Lauer
V&V Date (YYYY-MM-DD)	2012.11.30
V&V Edition	1
V&V Disposition and Status	OK
V&V Charge Time	1.539

### A.2 Comments

Window constraint satisfied.