

V&V Reference Report

L2 ASCDS Version : 10.9.1

Observation 5712 - L2 Version 4
Chandra X-Ray Center

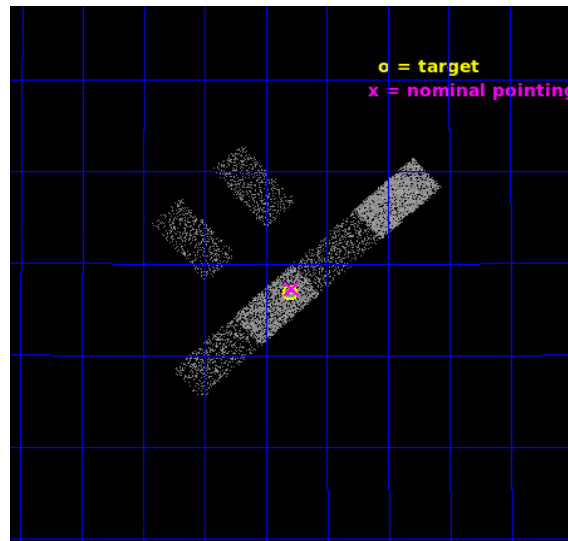
L2 Processing Date : Oct 7 2020

Contents

1	Front	2
2	OBI	3
2.1	OBI	3
2.1.1	Images	3
2.1.2	Bias	3
2.1.3	Parameters	4
2.1.4	Events	4
2.2	Compared Parameters	5
2.3	Aspect	6
2.4	Star Slots	9
2.4.1	Slot 3	9
2.4.2	Slot 4	10
2.4.3	Slot 5	11
2.4.4	Slot 6	12
2.4.5	Slot 7	13
2.5	FID Slots	14
2.5.1	Slot 0	14
2.5.2	Slot 1	15
2.5.3	Slot 2	16
A	Summary	17
A.1	Status	17
A.2	Comments	17

1 Front

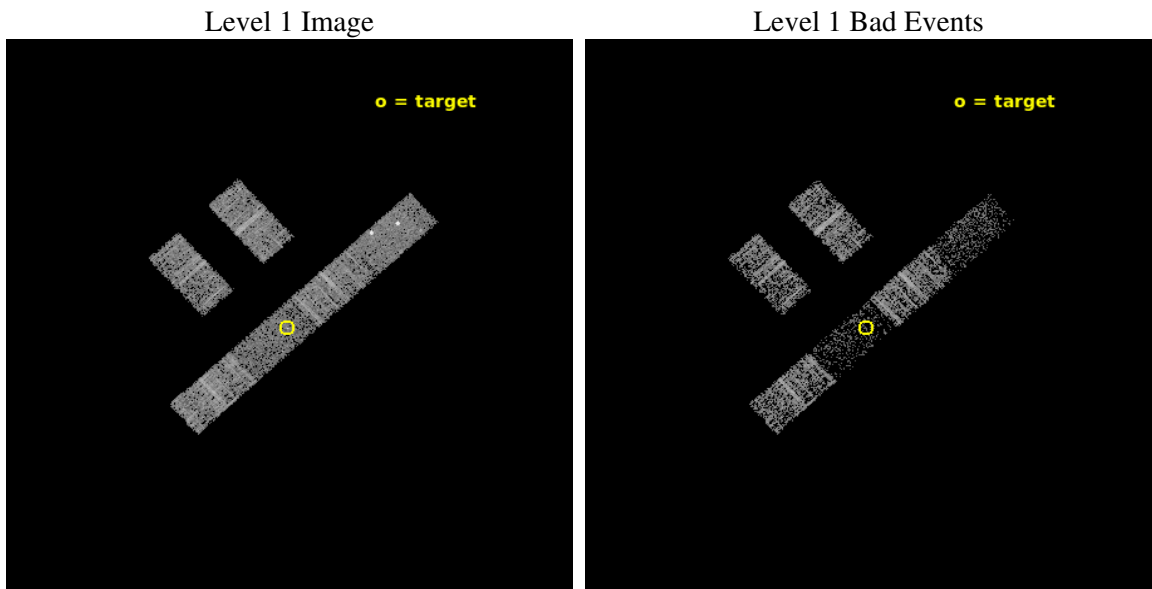
seq_num	701134	Sequence number
obs_id	5712	Observation id
title	What kind of Jets does Nature make? X-ray characterization of the FIRST Flat Spectrum Sample	Proposal title
observer	Dr. Giovanni Fossati	Principal investigator
object	3C 293	Source name
dtcycle	0	
cycle	P	events from which exps? Prim/Second/Both
ra_targ	208.074167	Observer's specified target RA [deg]
dec_targ	31.44625	Observer's specified target Dec [deg]
ra_nom	208.07153869442	Nominal RA [deg]
dec_nom	31.454560813505	Nominal Dec [deg]
roll_nom	137.40763294976	Nominal Roll [deg]
revision	4	Processing version of data
ontime	3095.2849429548	Sum of GTIs [s]
livetime	3026.2856305776	Livetime [s]
ontime2	3095.3259829581	Sum of GTIs [s]
ontime3	3095.1618229449	Sum of GTIs [s]
ontime5	3095.2439029515	Sum of GTIs [s]
ontime6	3095.2028629482	Sum of GTIs [s]
ontime7	3095.2849429548	Sum of GTIs [s]
ontime8	3095.1207829714	Sum of GTIs [s]
l2events	9552	Number of level 2 events




2 OBI

2.1 OBI

2.1.1 Images



2.1.2 Bias



2.1.3 Parameters

obi_num	0	Obi number	sched_exp_time	3000.000000	[s] Scheduled observation exposure time
ascdsver	10.9.1	Processing system revision	ontime	3095.2849429548	Sum of GTIs [s]
caldsver	4.9.2	 	ontime2	3095.3259829581	Sum of GTIs [s]
date	2020-10-07T10:36:04	Date and time of file creation	ontime3	3095.1618229449	Sum of GTIs [s]
revision	4	Processing version of data	ontime5	3095.2439029515	Sum of GTIs [s]
			ontime6	3095.2028629482	Sum of GTIs [s]
			ontime7	3095.2849429548	Sum of GTIs [s]
			ontime8	3095.1207829714	Sum of GTIs [s]
			l1events	52773	Number of level 1 events

2.1.4 Events

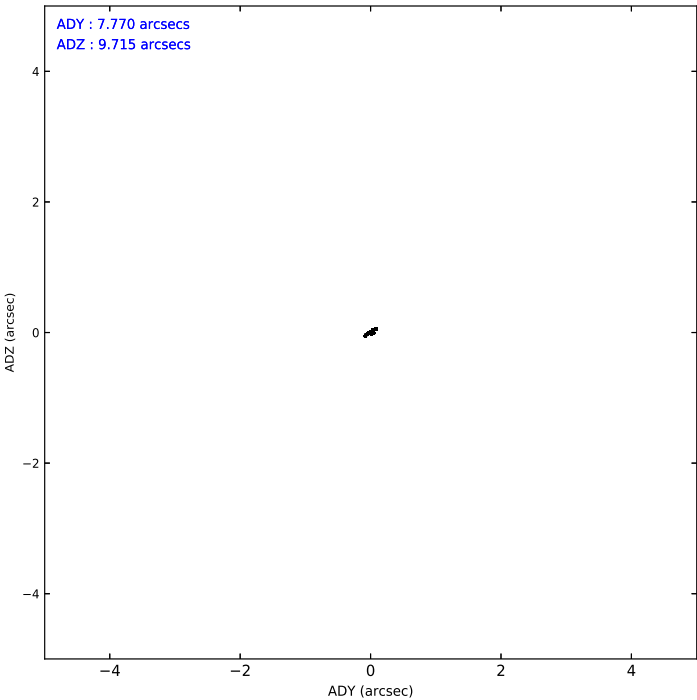
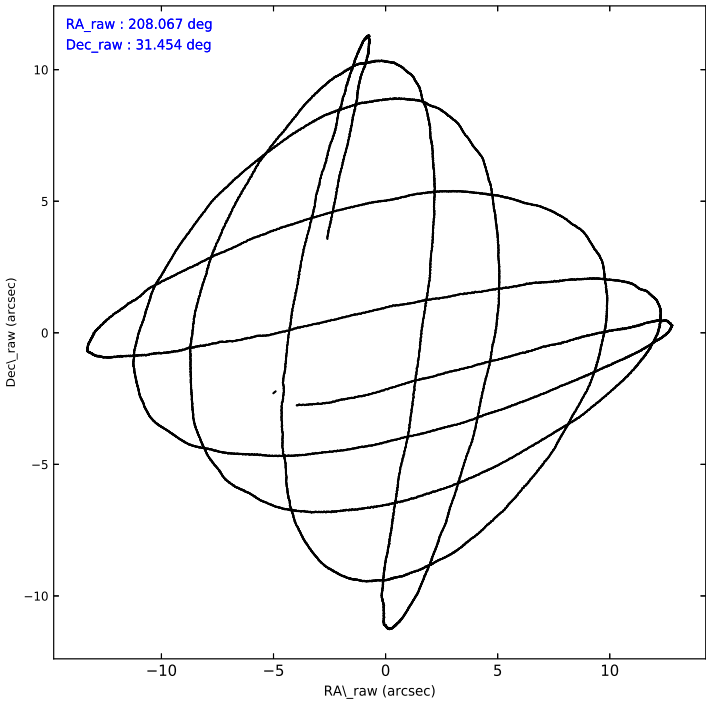
	ccd 2	ccd 3	ccd 5	ccd 6	ccd 7	ccd 8
level 1 events	9687	8258	9703	9407	5101	10617
rejected events	8860	7565	2822	8528	2019	8205
rejected %	91%	91%	29%	90%	39%	77%

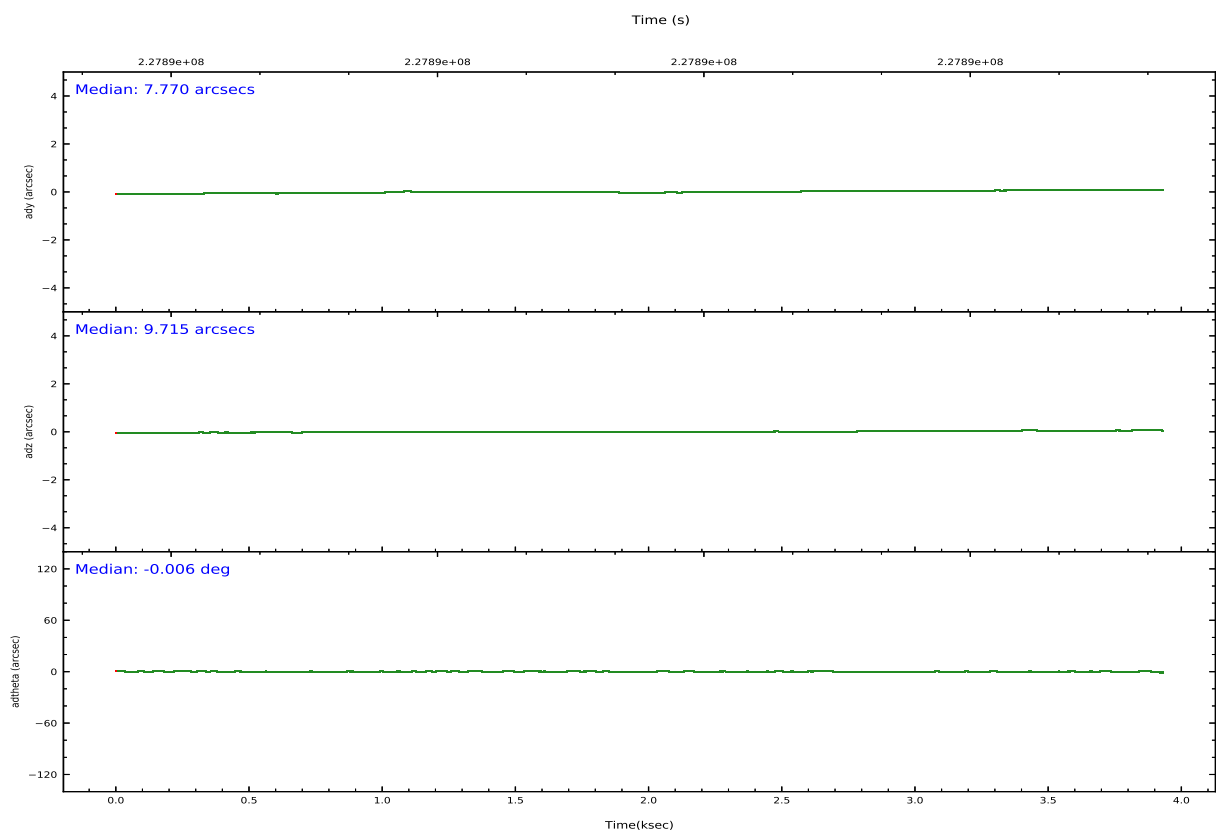
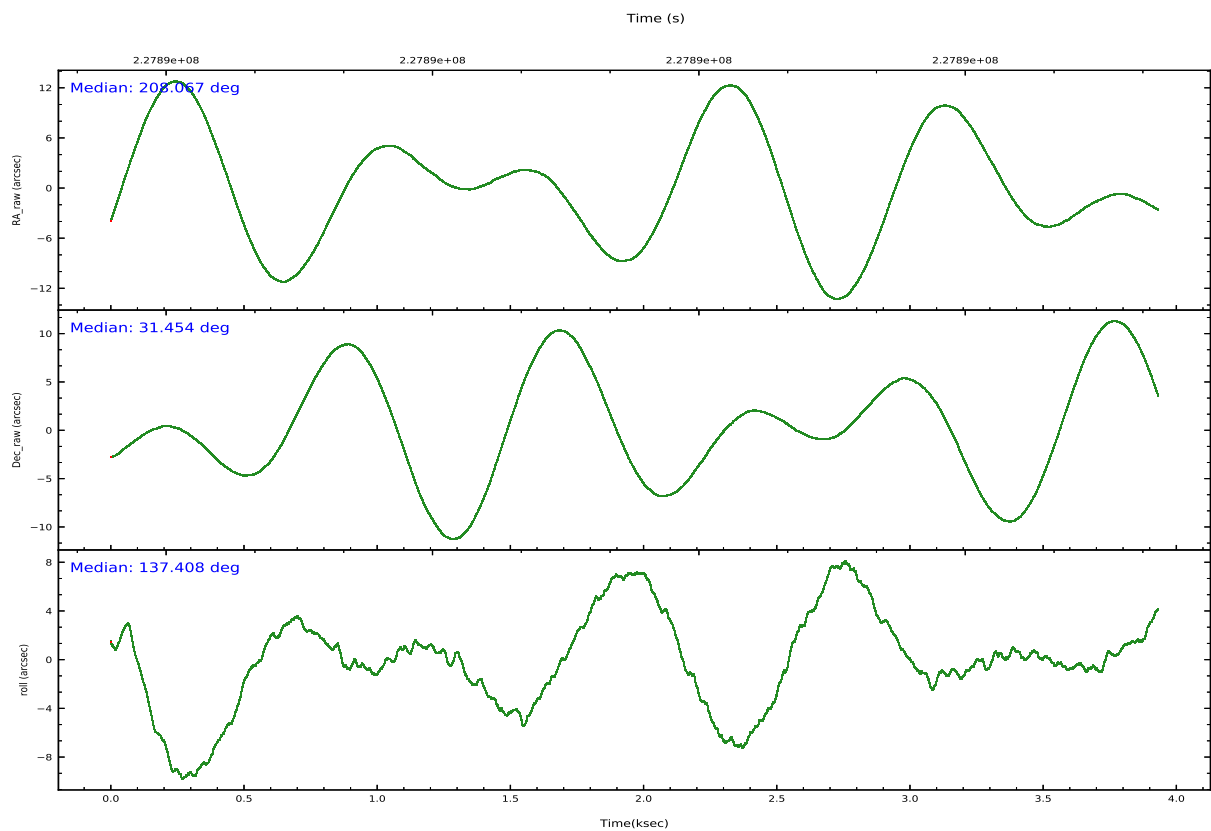
	ccd 2	ccd 3	ccd 5	ccd 6	ccd 7	ccd 8
grade 0 events	336	292	2956	326	446	720
	3%	3%	30%	3%	8%	6%
grade 1 events	3	4	10	4	5	8
	0%	0%	0%	0%	0%	0%
grade 2 events	164	126	1554	176	782	514
	1%	1%	16%	1%	15%	4%
grade 3 events	102	83	288	129	364	293
	1%	1%	2%	1%	7%	2%
grade 4 events	112	93	290	117	312	233
	1%	1%	2%	1%	6%	2%
grade 5 events	137	139	596	166	515	296
	1%	1%	6%	1%	10%	2%
grade 6 events	114	99	1802	131	1180	653
	1%	1%	18%	1%	23%	6%
grade 7 events	8719	7422	2207	8358	1497	7900
	90%	89%	22%	88%	29%	74%

2.2 Compared Parameters

Parameter	Planned	Actual	Parameter	Planned	Actual
Instrument	ACIS	ACIS	Obspar version number	8	8
Detector	ACIS-235678	ACIS-235678	Obspar file type	PREDICTED	ACTUAL
Grating	NONE	NONE	Obspar update status	NONE	UPDATED
Data mode	FAINT	FAINT	Number of optional ACIS chips dropped	0	0
Observation mode	POINTING	POINTING	On-chip summing requested	N	N
[deg] Pointing RA	208.098538	208.07153869442	Subarray requested	CUSTOM	1/2
[deg] Pointing Dec	31.448368	31.454560813505	Subarray start row	257	257
[deg] Pointing Roll	137.234123	137.40763294976	Subarray row count	512	512
[mm] SIM focus pos	-0.684267	-0.6828225247311905	Alternating exposures requested	N	N
[mm] SIM defocus	0	0.001444936568705701	[s] Primary exposure time	0.000000	1.8
[mm] SIM translation stage pos	-190.132523	-190.145094680475			
[mm] SIM translation stage offset	0	0.01257209746719923			
[s] Observation start time (MET)	227886725.184000	227885542.61428			
Observation start date	2005-03-22T13:51:01	2005-03-22T13:32:22			
[s] Observation end time (MET)	227889725.184000	227890379.077			
Observation end date	2005-03-22T14:41:01	2005-03-22T14:52:59			
Read mode	TIMED	TIMED			

2.3 Aspect



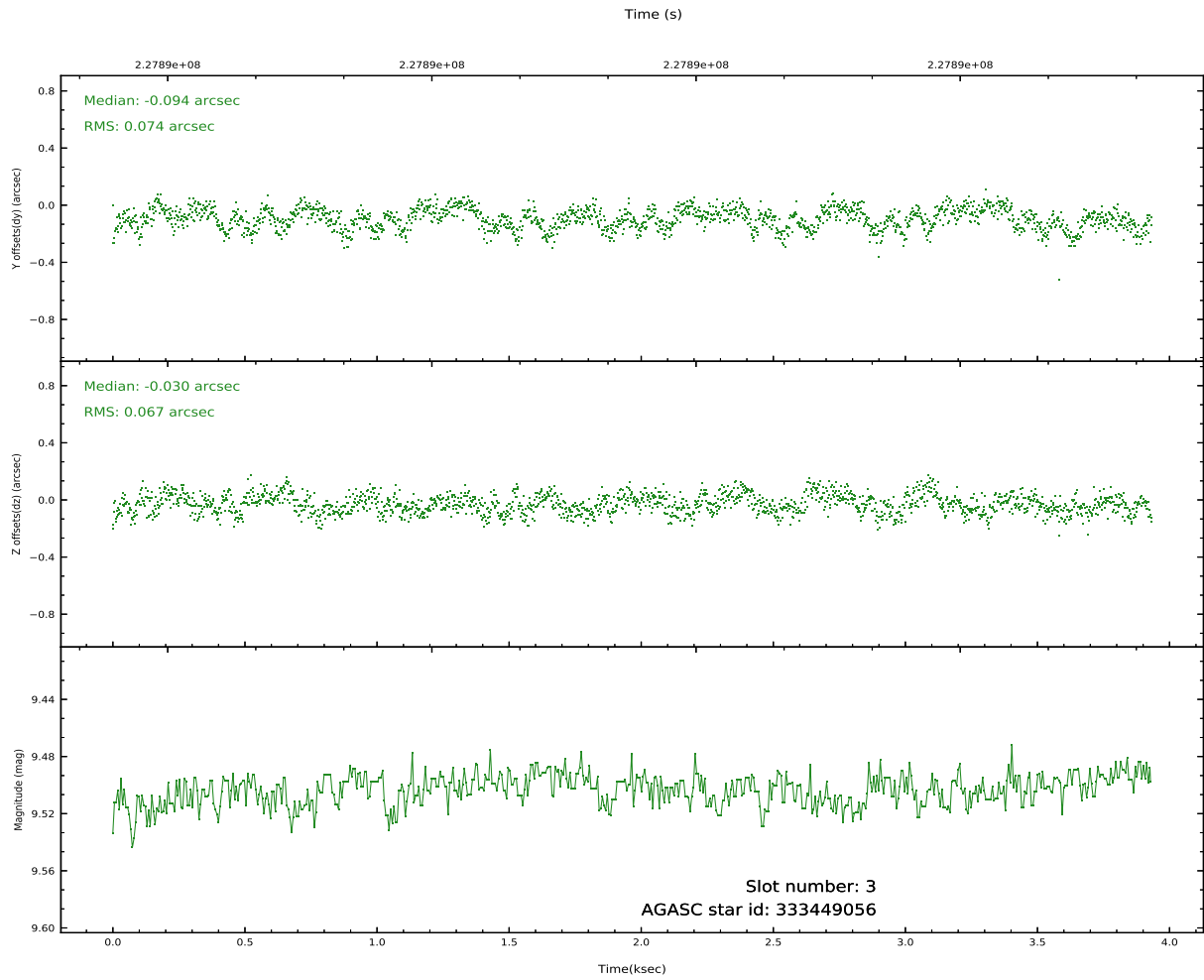
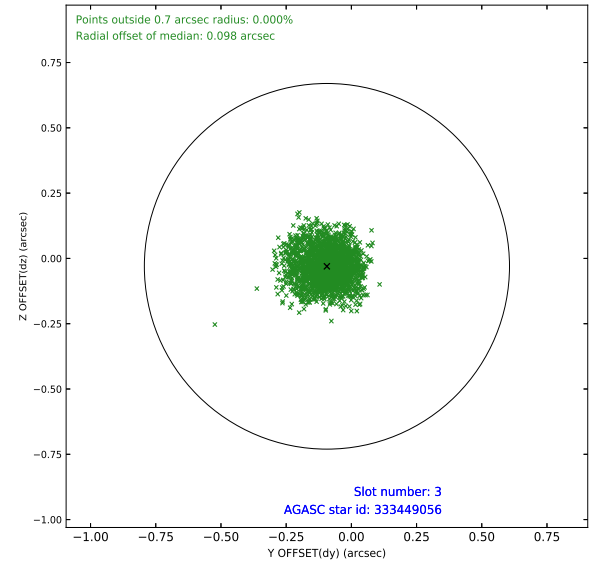
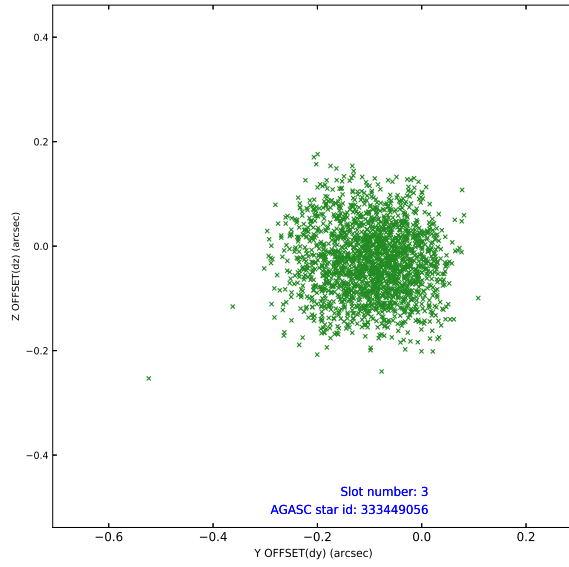


Slot Statistics

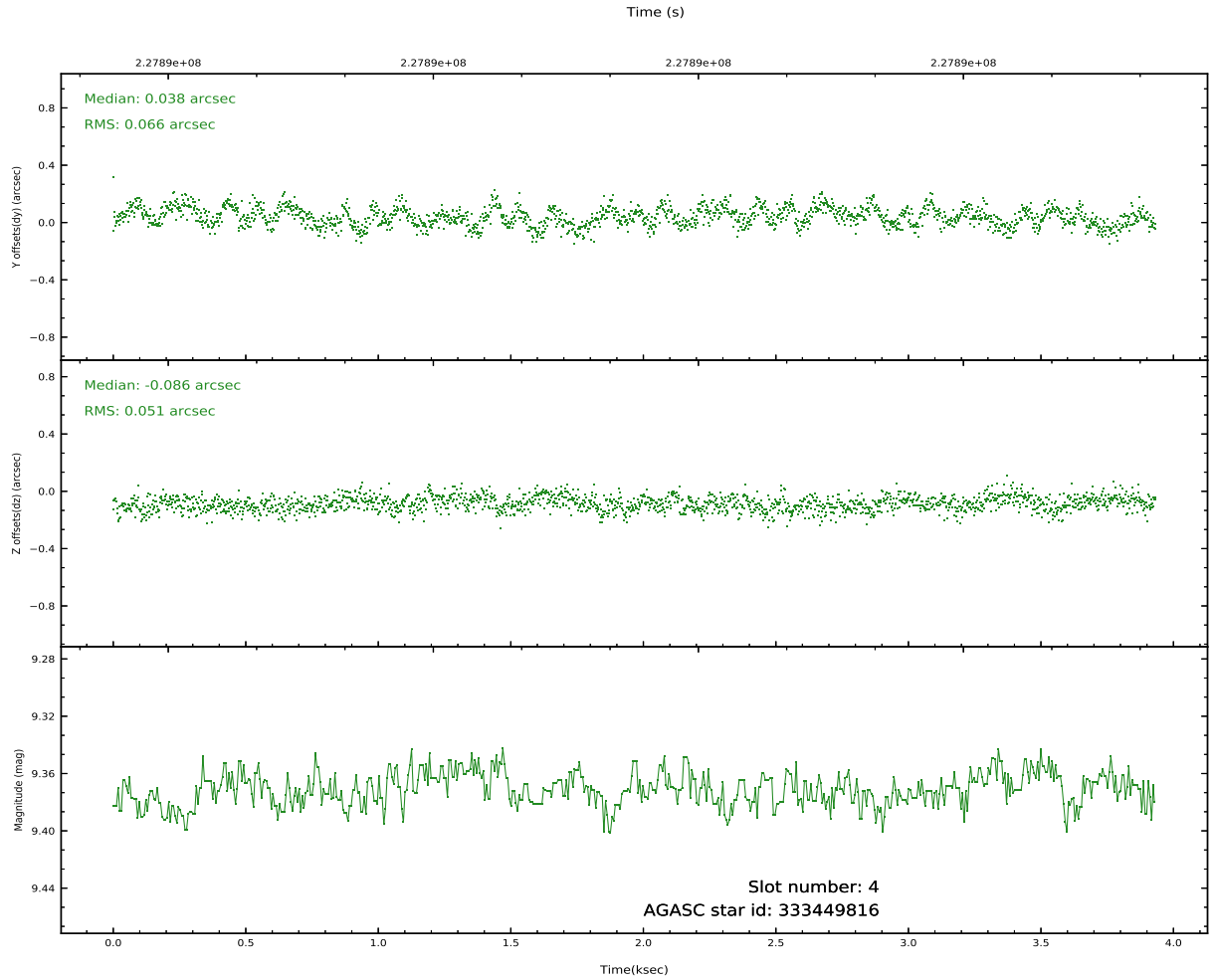
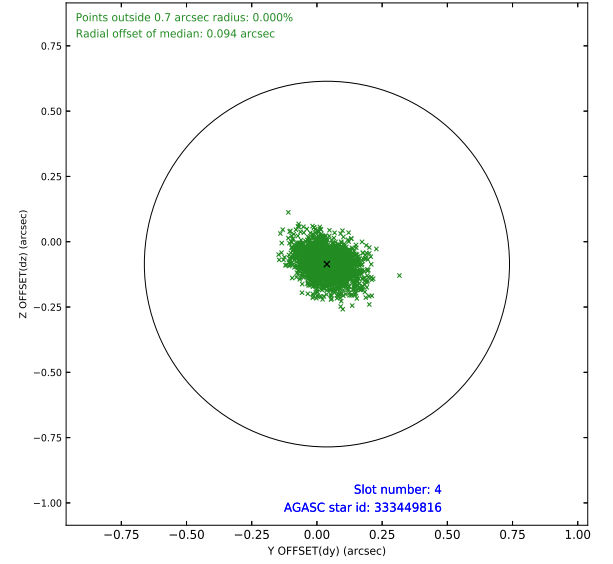
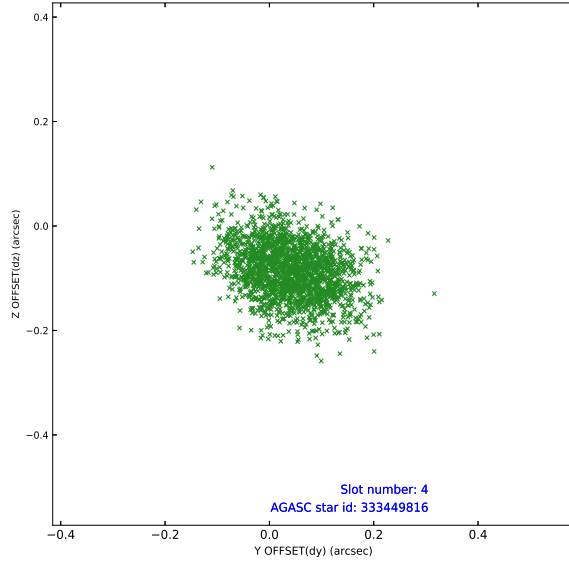
pt	status	used	id	mag	n_pts	frac_pts	med_dy	med_dz	dr1	dr2	ra	dec	mean_y	mea
0	FID		ACIS-S-2	7.10	960	1.000	-0.063	-0.067	0.007	0.011	0.000000	0.000000	-760.54	-1730
1	FID		ACIS-S-4	7.21	959	1.000	0.160	0.049	0.005	0.009	0.000000	0.000000	2152.16	176
2	FID		ACIS-S-5	7.24	959	1.000	-0.127	0.027	0.007	0.010	0.000000	0.000000	-1811.47	171
3	GUIDE	used	333449056	9.50	1918	1.000	-0.094	-0.030	0.109	0.166	207.529257	31.232242	761.16	1758
4	GUIDE	used	333449816	9.37	1919	1.000	0.038	-0.086	0.087	0.145	208.062357	30.925626	-1195.27	1458
5	GUIDE	used	333449936	8.84	1919	1.000	0.109	-0.059	0.074	0.115	208.438512	31.665638	-232.43	-1281
6	GUIDE	used	333451272	8.98	1918	1.000	-0.113	0.070	0.119	0.180	208.975878	31.658606	-1452.72	-2389
7	GUIDE	used	333455640	7.81	1918	1.000	0.067	0.095	0.068	0.112	207.083815	31.401053	2182.56	2231

2.4 Star Slots

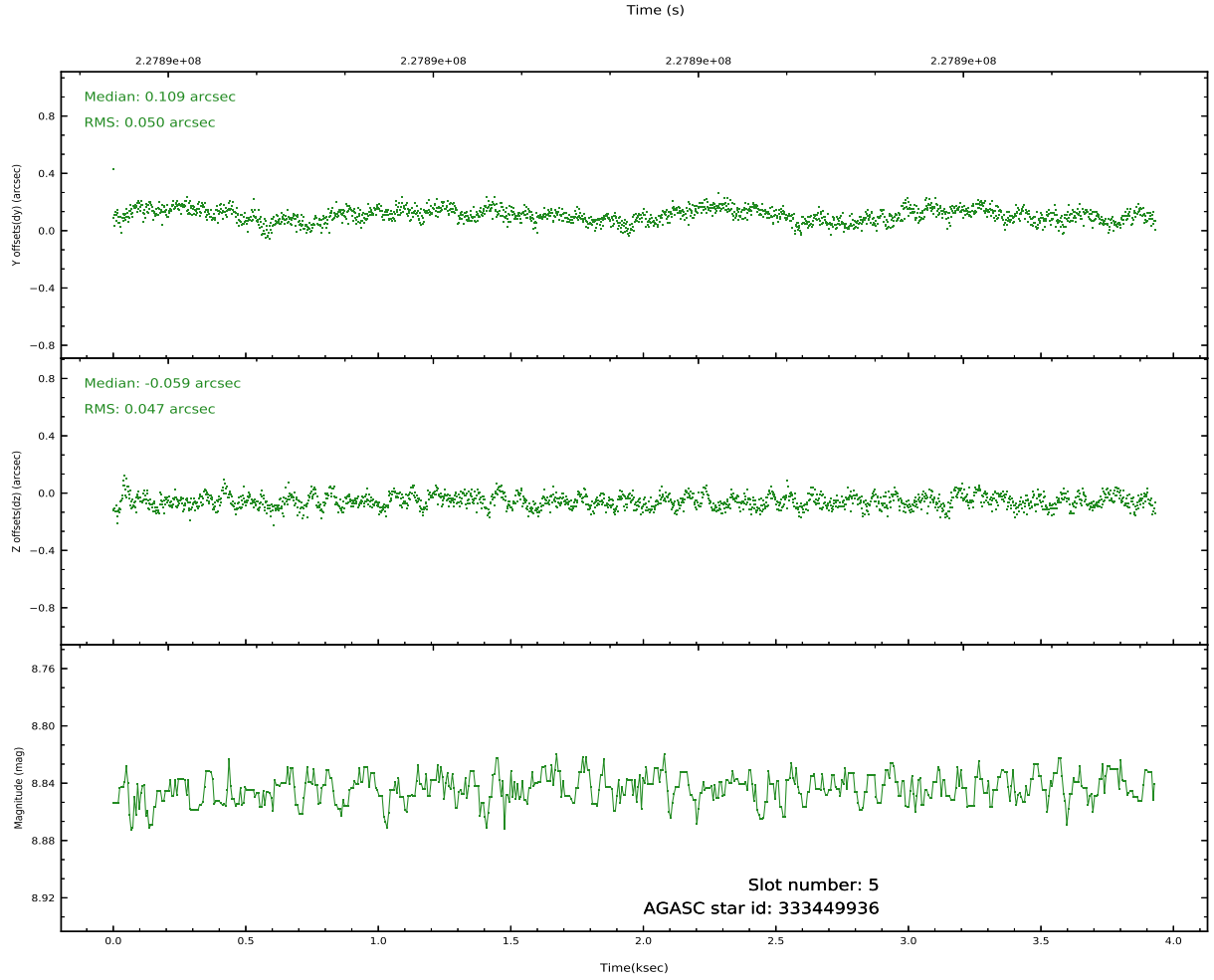
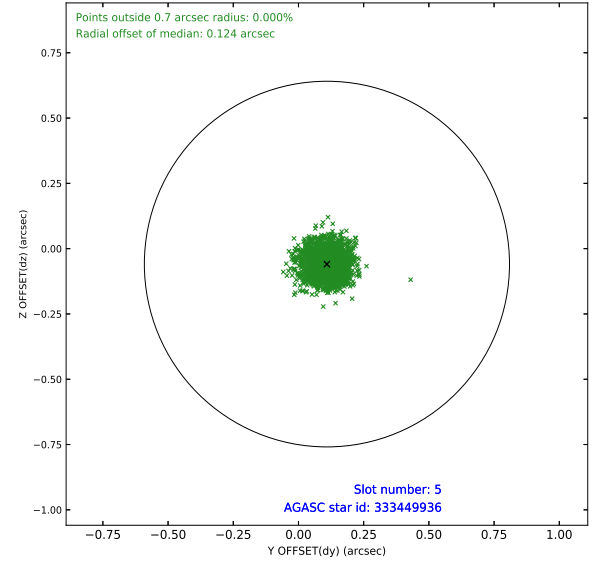
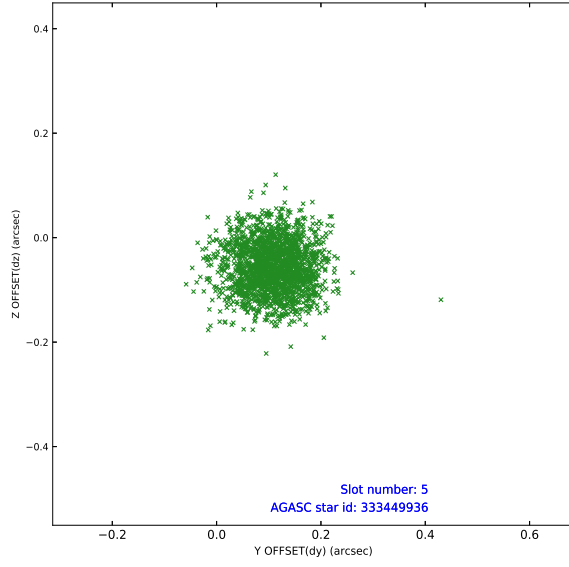
2.4.1 Slot 3



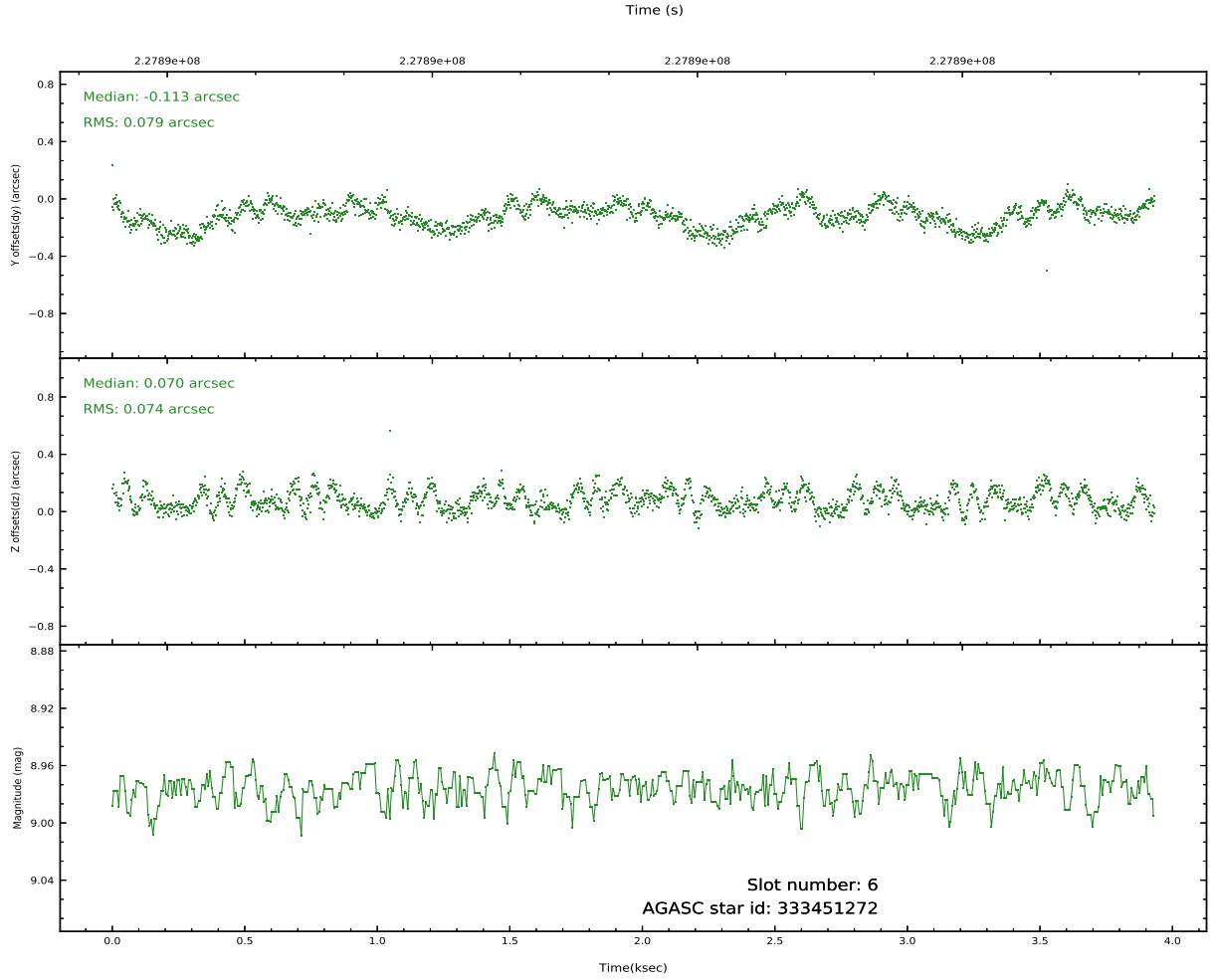
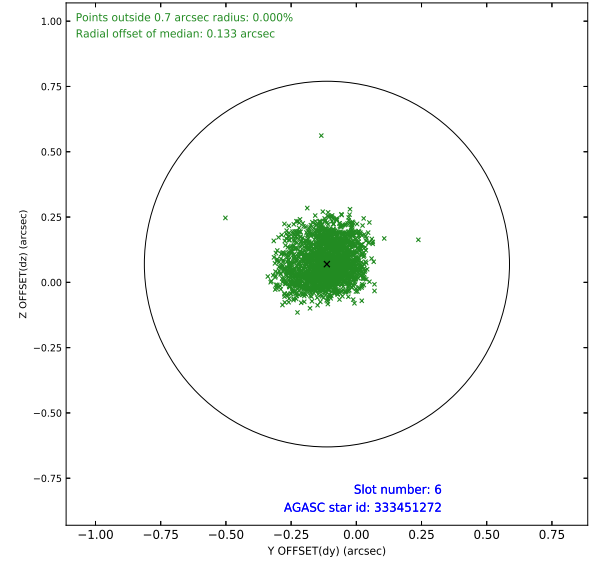
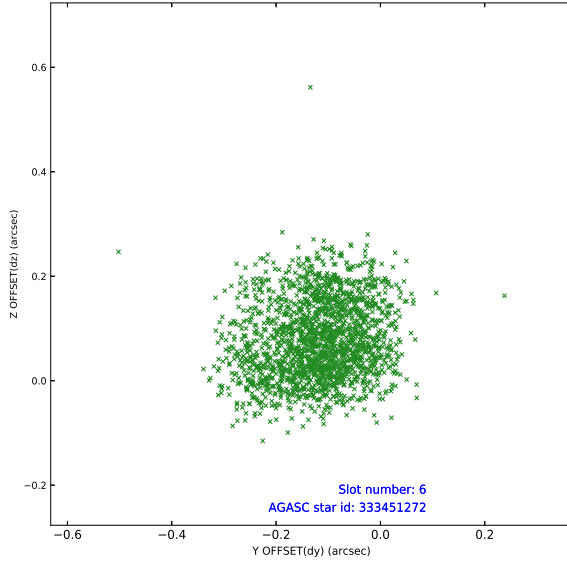
2.4.2 Slot 4



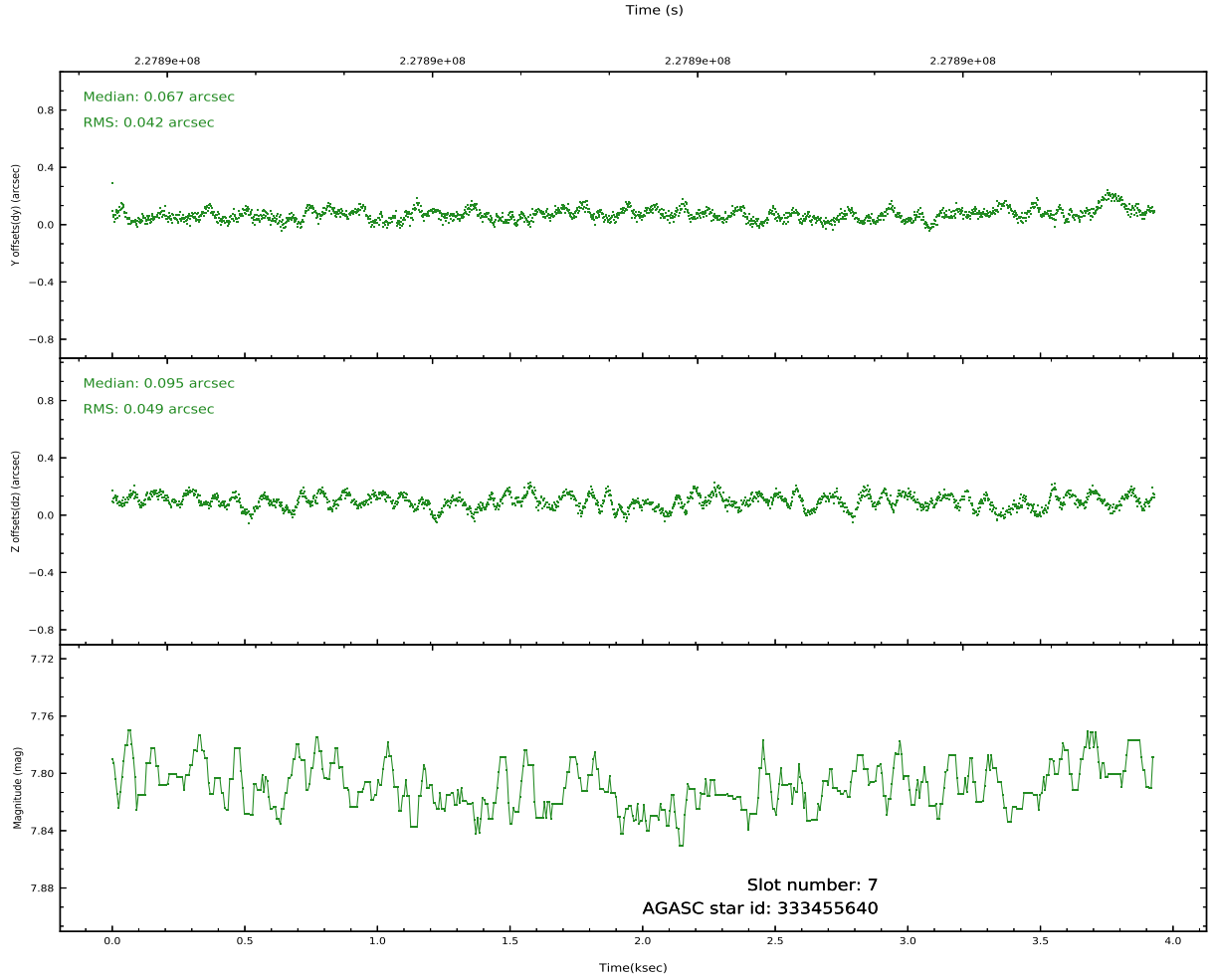
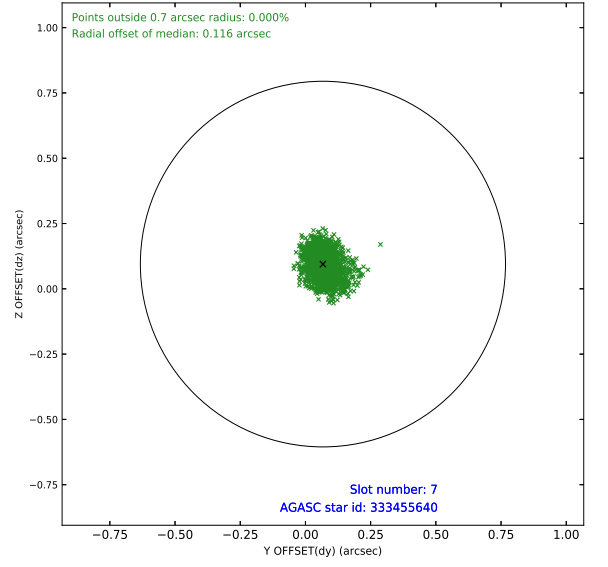
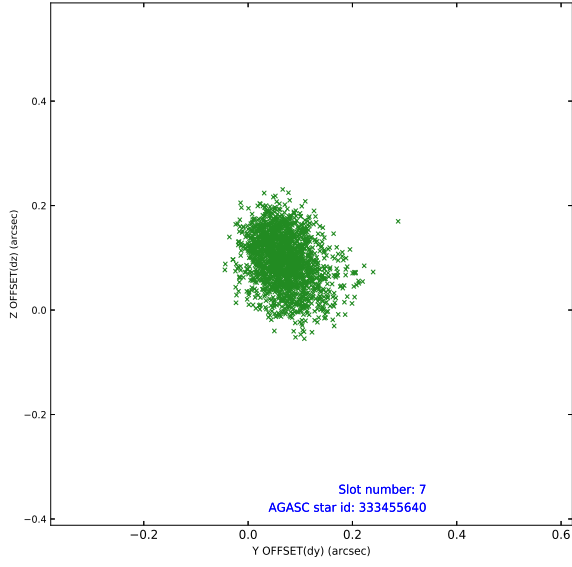
2.4.3 Slot 5



2.4.4 Slot 6

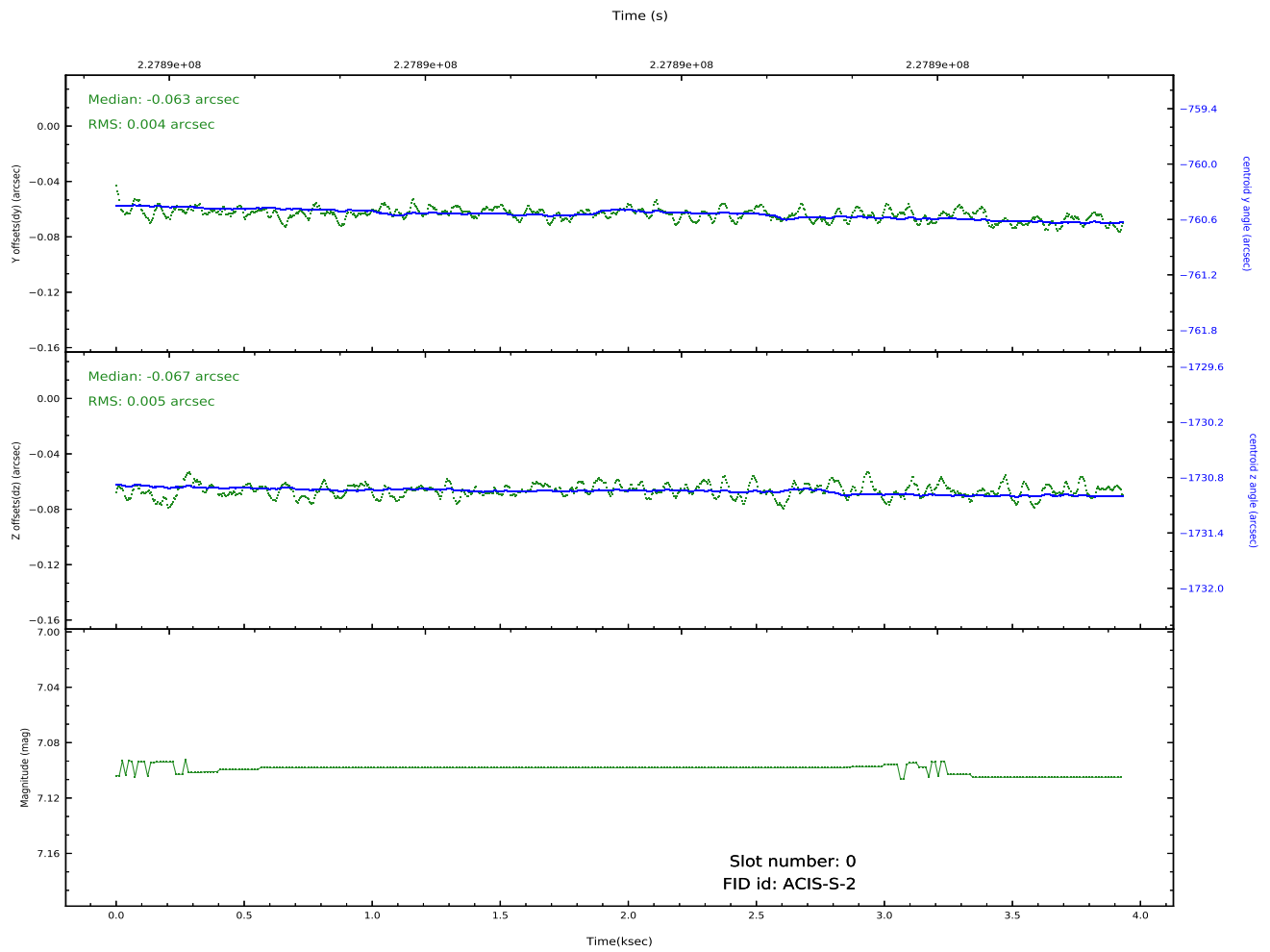
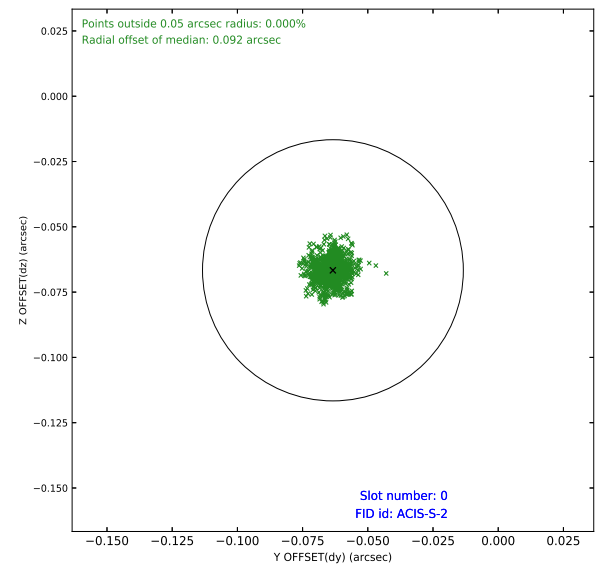
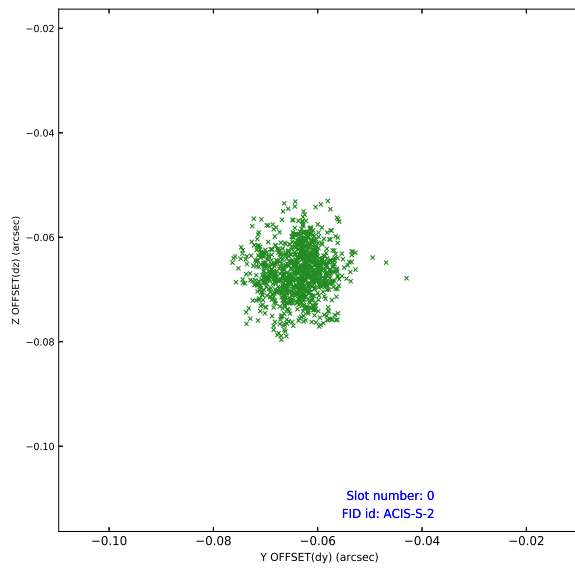


2.4.5 Slot 7

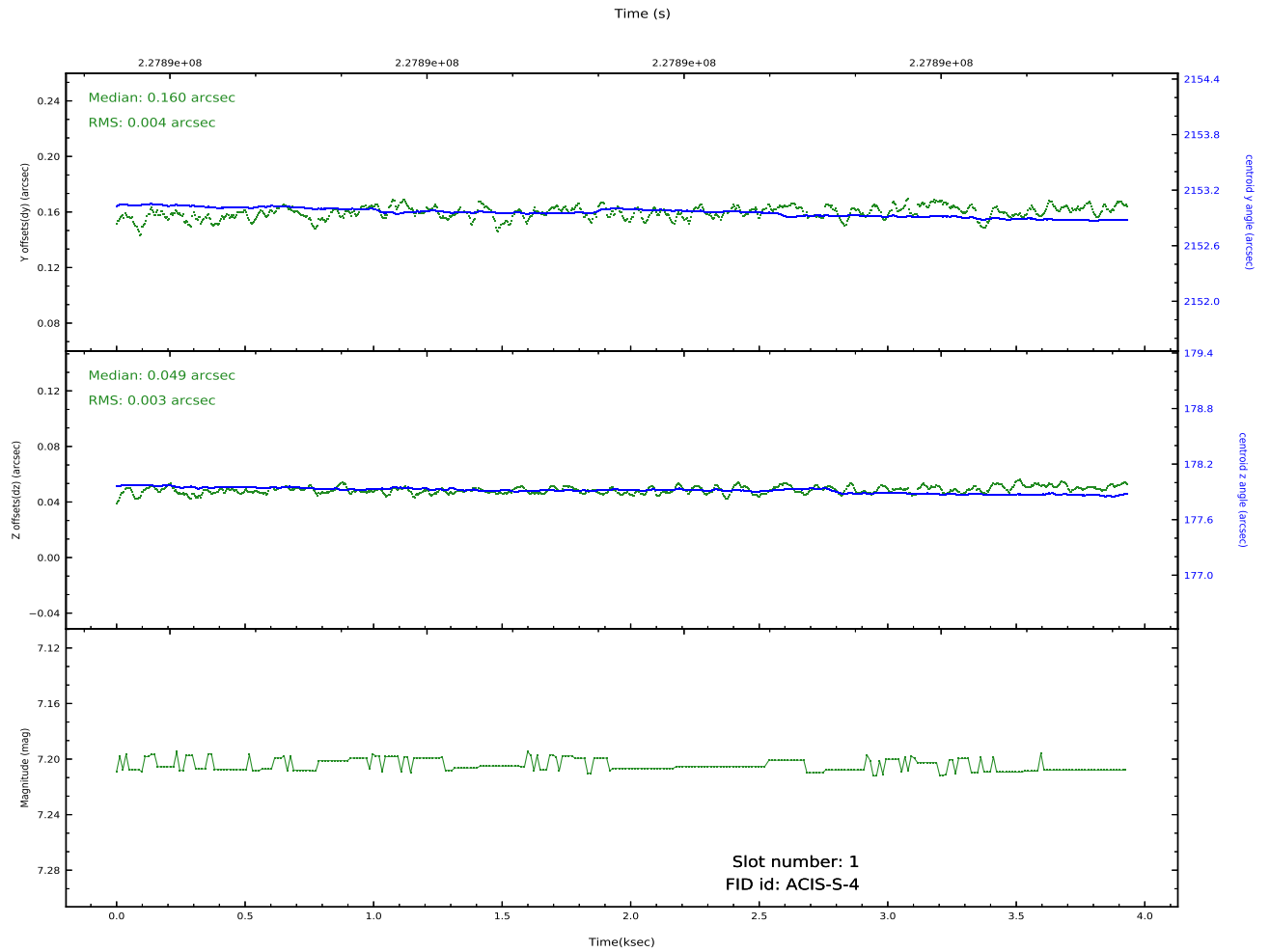
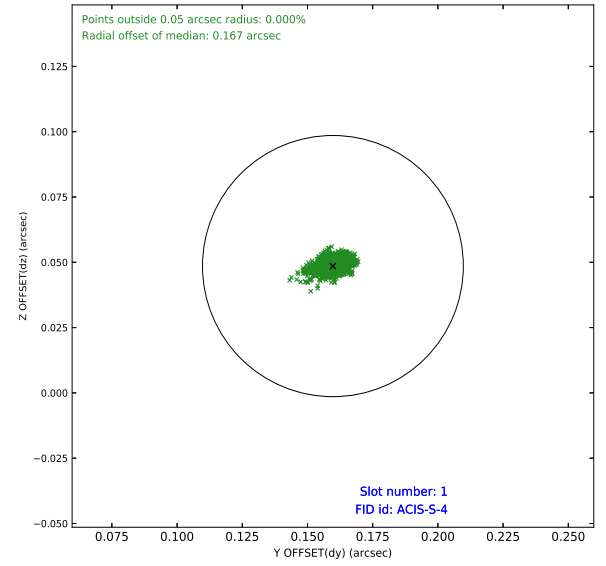
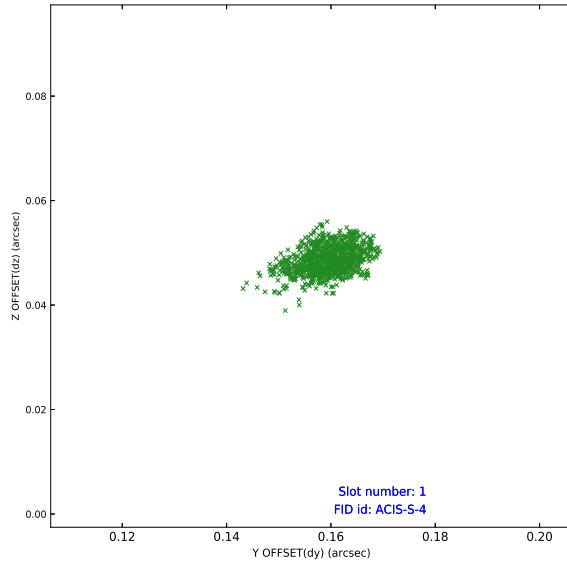


2.5 FID Slots

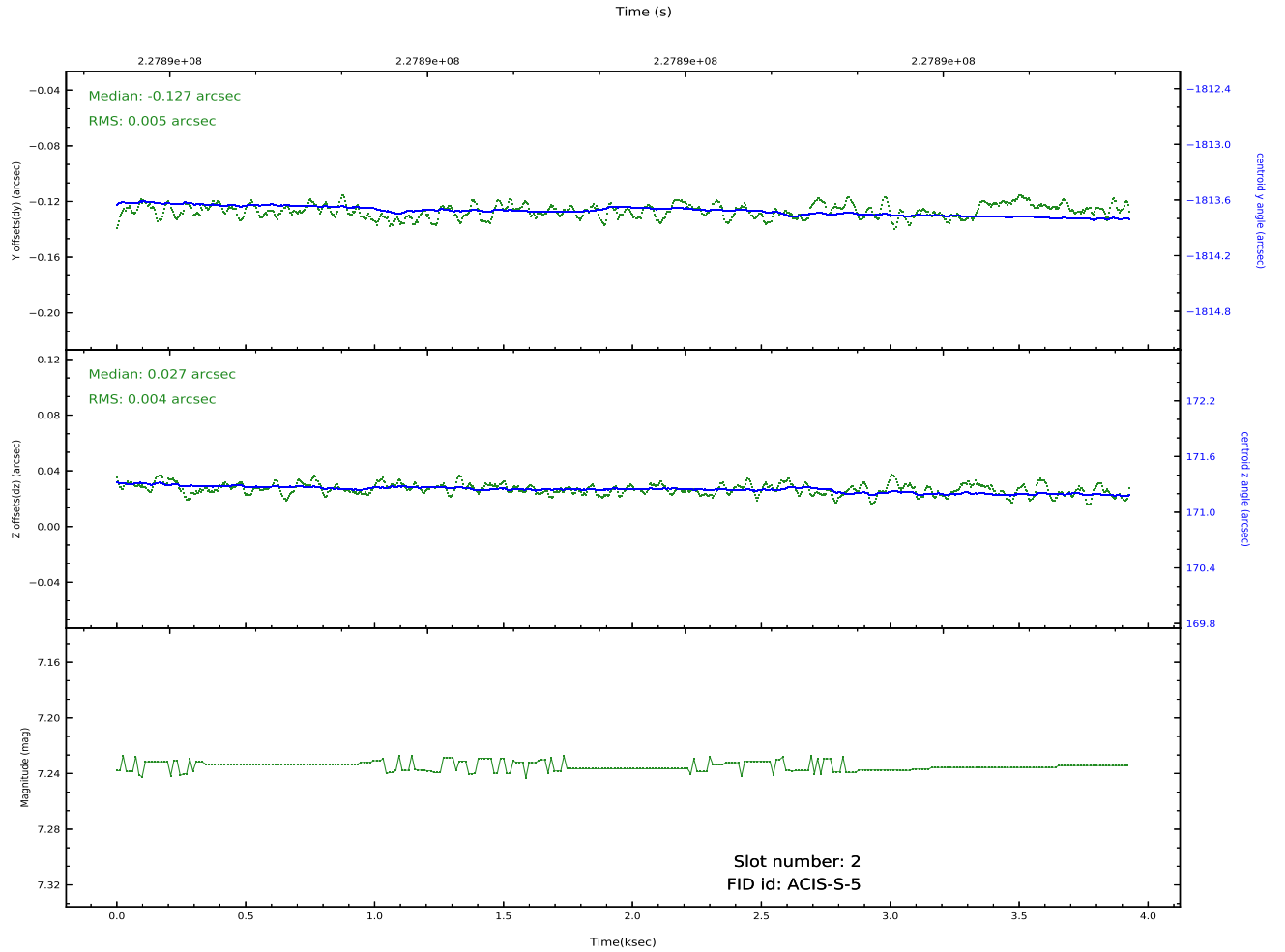
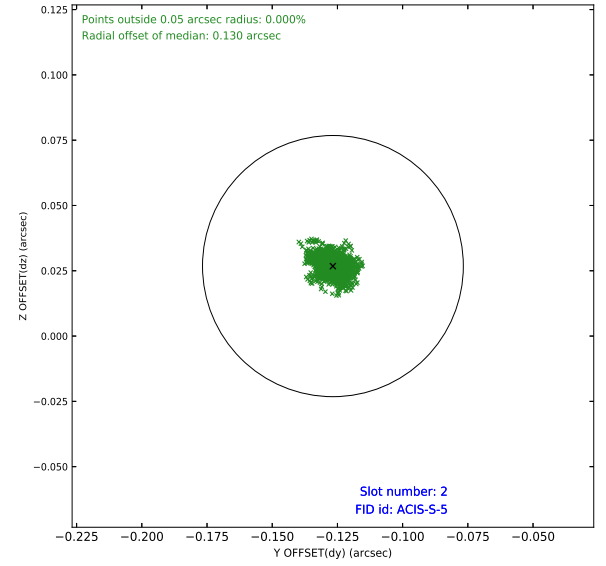
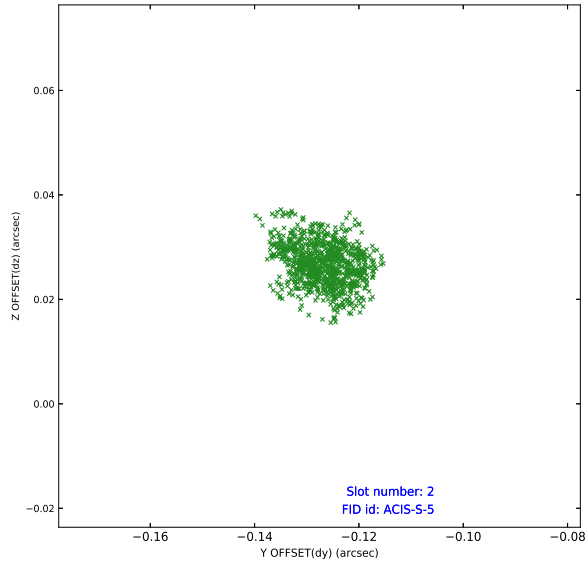
2.5.1 Slot 0



2.5.2 Slot 1



2.5.3 Slot 2



A Summary

A.1 Status

V&V Scientist	Jen Lauer
V&V Date (YYYY-MM-DD)	2020.10.08
V&V Edition	1
V&V Disposition and Status	OK
V&V Charge Time	3.096

A.2 Comments