

V&V Reference Report

L2 ASCDS Version : 8.5.1.1

Observation 6271 - L2 Version 3
Chandra X-Ray Center


L2 Processing Date : Dec 25 2012

Contents

1	Front	2
2	OBI	3
2.1	OBI	3
2.1.1	Images	3
2.1.2	Bias	3
2.1.3	Parameters	4
2.1.4	Events	4
2.2	Compared Parameters	5
2.3	Aspect	6
2.4	Star Slots	9
2.4.1	Slot 3	9
2.4.2	Slot 4	10
2.4.3	Slot 5	11
2.4.4	Slot 6	12
2.4.5	Slot 7	13
2.5	FID Slots	14
2.5.1	Slot 0	14
2.5.2	Slot 1	15
2.5.3	Slot 2	16
A	Summary	17
A.1	Status	17
A.2	Comments	17

1 Front


seq_num	701173	Sequence number
obs_id	6271	Observation id
title	Search for strongly obscured AGNs: support for INTEGRAL all-sky hard X-ray survey	Proposal title
observer	Prof. Rashid Sunyaev	Principal investigator
object	IGR J05007-7047	Source name
dtcycle	0	
cycle	P	events from which exps? Prim/Second/Both
ra_targ	75.217083	Observer's specified target RA [deg]
dec_targ	-70.771	Observer's specified target Dec [deg]
ra_nom	75.204943137548	Nominal RA [deg]
dec_nom	-70.768474570302	Nominal Dec [deg]
roll_nom	171.59858186263	Nominal Roll [deg]
revision	3	Processing version of data
ontime	3459.1999871135	Sum of GTIs [s]
livetime	3415.3975139965	Livetime [s]
ontime0	3459.1999871135	Sum of GTIs [s]
ontime1	3459.1999871135	Sum of GTIs [s]
ontime2	3459.1999871135	Sum of GTIs [s]
ontime3	3459.1999871135	Sum of GTIs [s]
ontime6	3459.1999871135	Sum of GTIs [s]
ontime7	3459.1999871135	Sum of GTIs [s]
l2events	29218	Number of level 2 events




2 OBI

2.1 OBI

2.1.1 Images



2.1.2 Bias



2.1.3 Parameters

obi_num	0	Obi number	sched_exp_time	3500.000000	[s] Scheduled observation exposure time
ascdsver	8.5.1.1	Processing system revision	ontime	3459.1999871135	Sum of GTIs [s]
caldsver	4.5.5	 	ontime0	3459.1999871135	Sum of GTIs [s]
date	2012-12-25T04:03:31	Date and time of file creation	ontime1	3459.1999871135	Sum of GTIs [s]
revision	3	Processing version of data	ontime2	3459.1999871135	Sum of GTIs [s]
			ontime3	3459.1999871135	Sum of GTIs [s]
			ontime6	3459.1999871135	Sum of GTIs [s]
			ontime7	3459.1999871135	Sum of GTIs [s]
			l1events	158605	Number of level 1 events

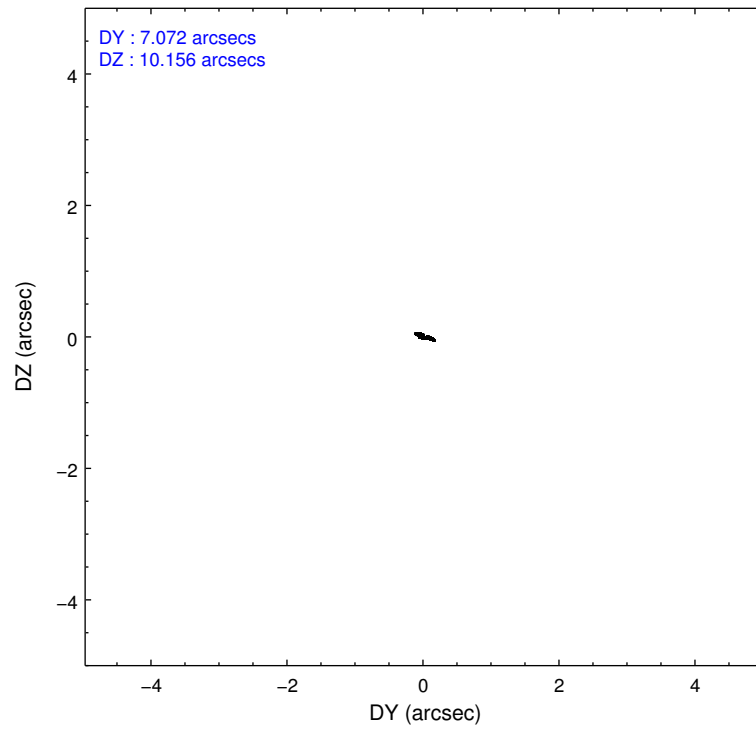
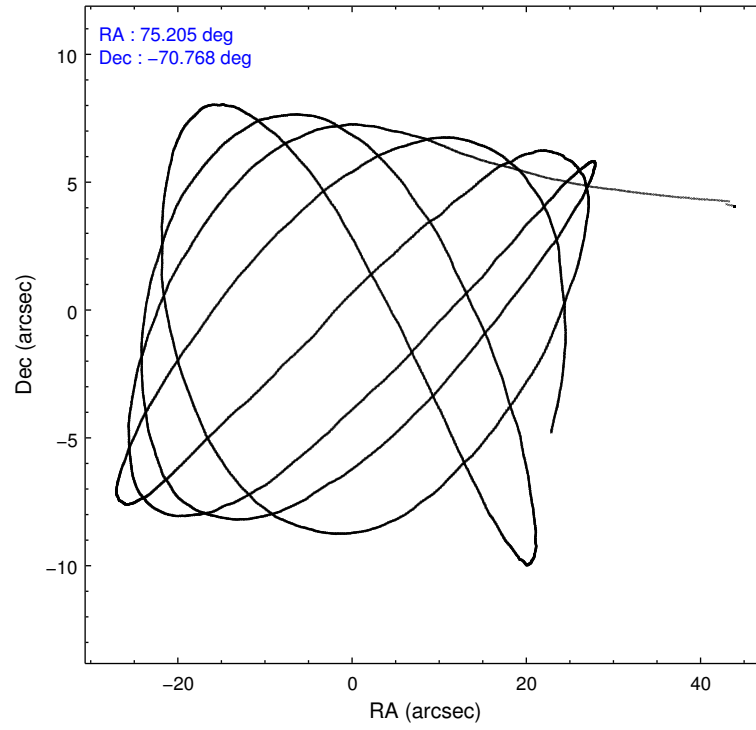
2.1.4 Events

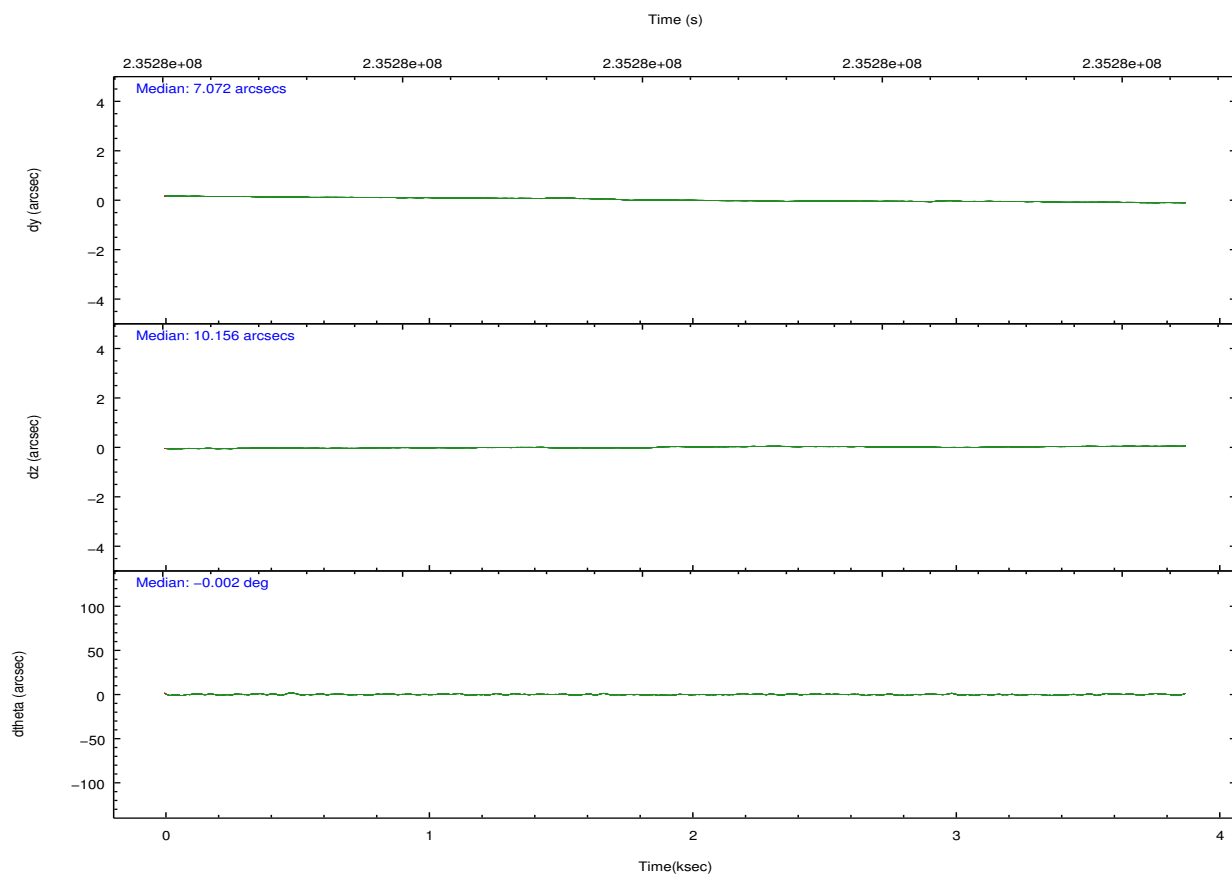
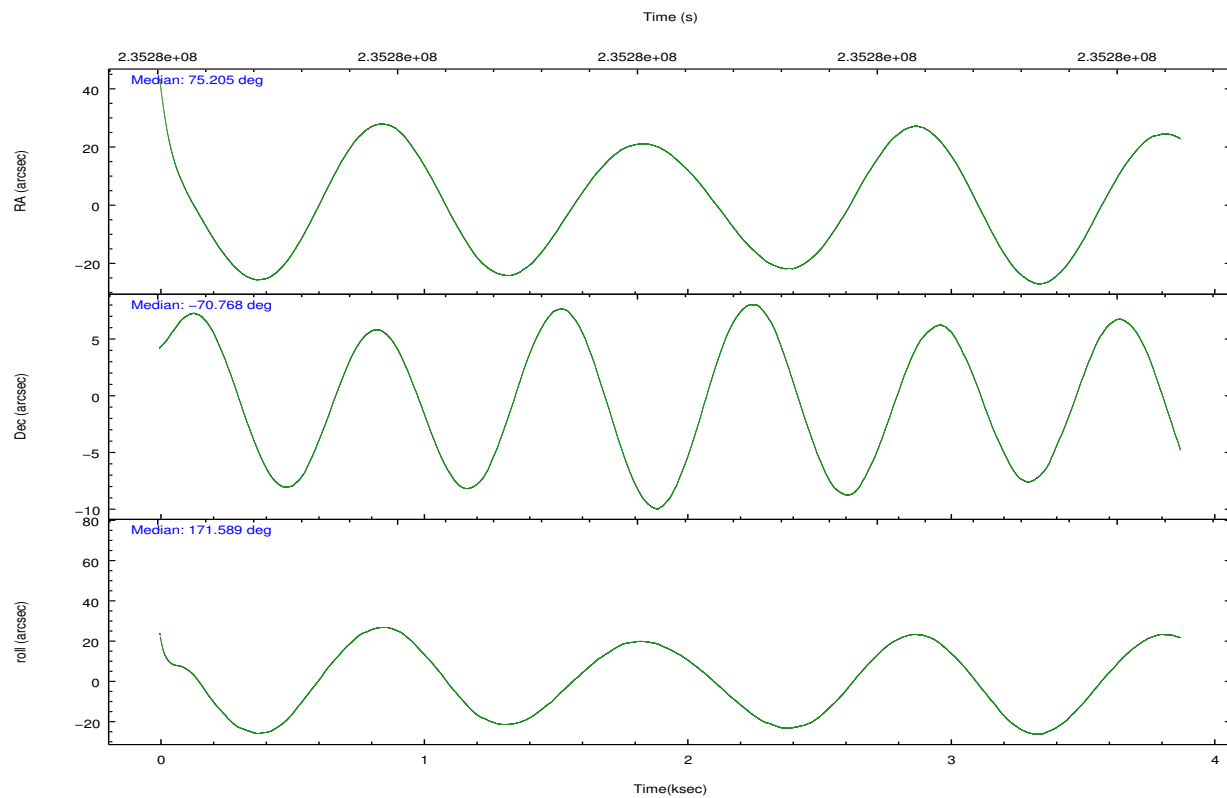
	ccd 0	ccd 1	ccd 2	ccd 3	ccd 6	ccd 7		ccd 0	ccd 1	ccd 2	ccd 3	ccd 6	ccd 7
level 1 events	23419	22623	25913	24366	27139	35145	grade 0 events	1939	1354	1450	1386	1371	1404
rejected events	19289	19170	22748	21245	23740	20545		8%	5%	5%	5%	5%	3%
rejected %	82%	84%	87%	87%	87%	58%	grade 1 events	80	9	18	16	12	43
								0%	0%	0%	0%	0%	0%
							grade 2 events	792	764	681	604	711	2963
								3%	3%	2%	2%	2%	8%
							grade 3 events	372	341	259	283	345	1305
								1%	1%	0%	1%	1%	3%
							grade 4 events	348	327	280	297	307	1234
								1%	1%	1%	1%	1%	3%
							grade 5 events	1112	1118	1011	1115	1231	3400
								4%	4%	3%	4%	4%	9%
							grade 6 events	682	668	501	554	668	7705
								2%	2%	1%	2%	2%	21%
							grade 7 events	18094	18042	21713	20111	22494	17091
								77%	79%	83%	82%	82%	48%

2.2 Compared Parameters

Parameter	Planned	Actual	Parameter	Planned	Actual
Instrument	ACIS	ACIS	Obspar format version number	7	7
Detector	ACIS-012367	ACIS-012367	Obspar file type	PREDICTED	ACTUAL
Grating	NONE	NONE	Obspar update status	NONE	UPDATED
Data mode	FAINT	FAINT	Number of optional ACIS chips dropped	0	0
Observation mode	POINTING	POINTING	On-chip summing requested	N	N
[deg] Pointing RA	75.282193	75.20494313754779	Subarray requested	NONE	NONE
[deg] Pointing Dec	-70.758395	-70.76847457030227	Alternating exposures requested	N	N
[deg] Pointing Roll	171.462899	171.5985818626277	[s] Primary exposure time	0.000000	3.2
[mm] SIM focus pos	-0.782348	-0.7809083437167272			
[mm] SIM defocus	0	0.001439871863259334			
[mm] SIM translation stage pos	-233.592463	-233.5874344608287			
[mm] SIM translation stage offset	0	-0.005018542100998502			
[s] Observation start time (MET)	235279569.184000	235278350.83827			
Observation start date	2005-06-16T03:25:05	2005-06-16T03:05:50			
[s] Observation end time (MET)	235283069.184000	235283655.21351			
Observation end date	2005-06-16T04:23:25	2005-06-16T04:34:15			
Read mode	TIMED	TIMED			

2.3 Aspect



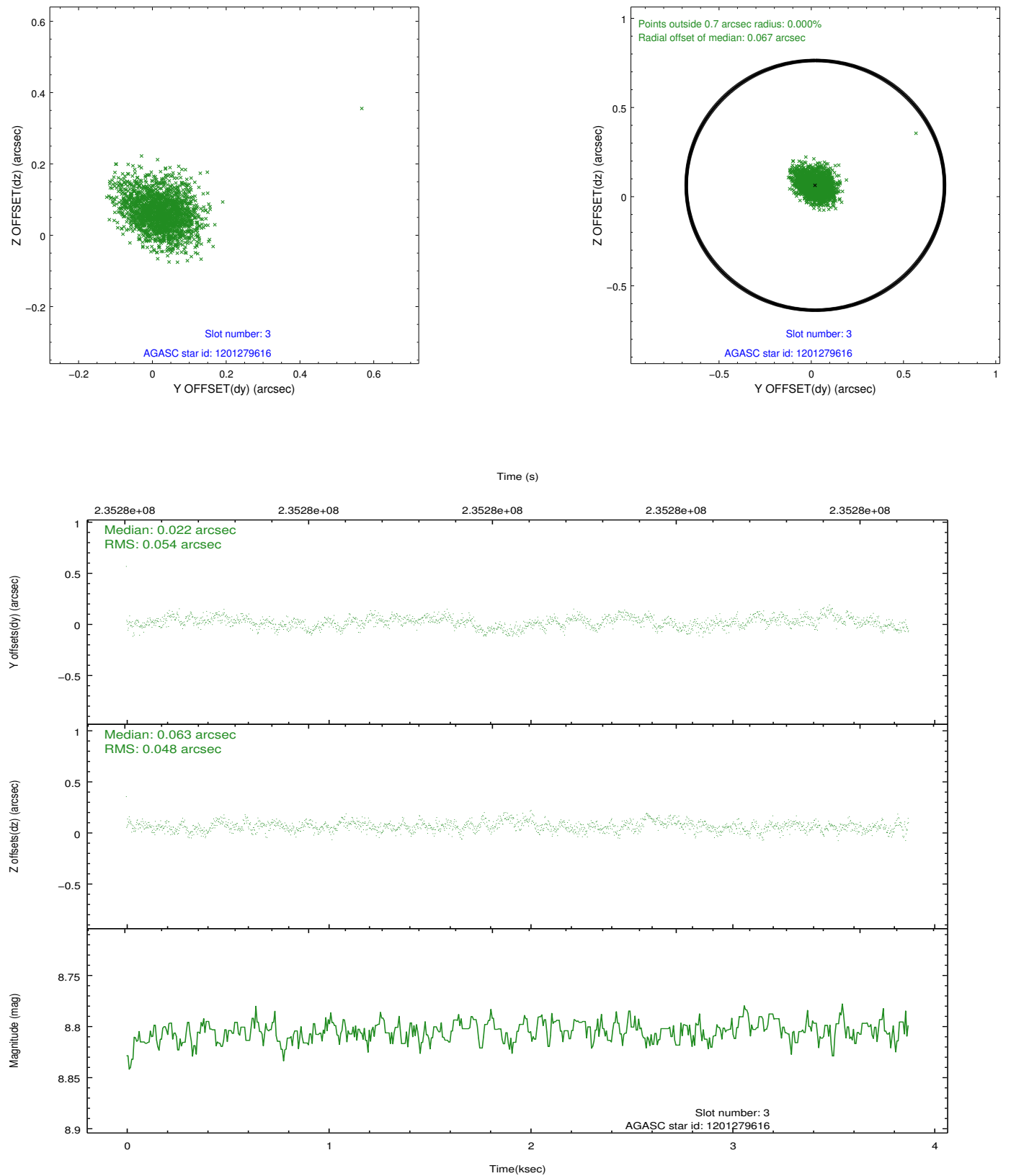


Slot Statistics

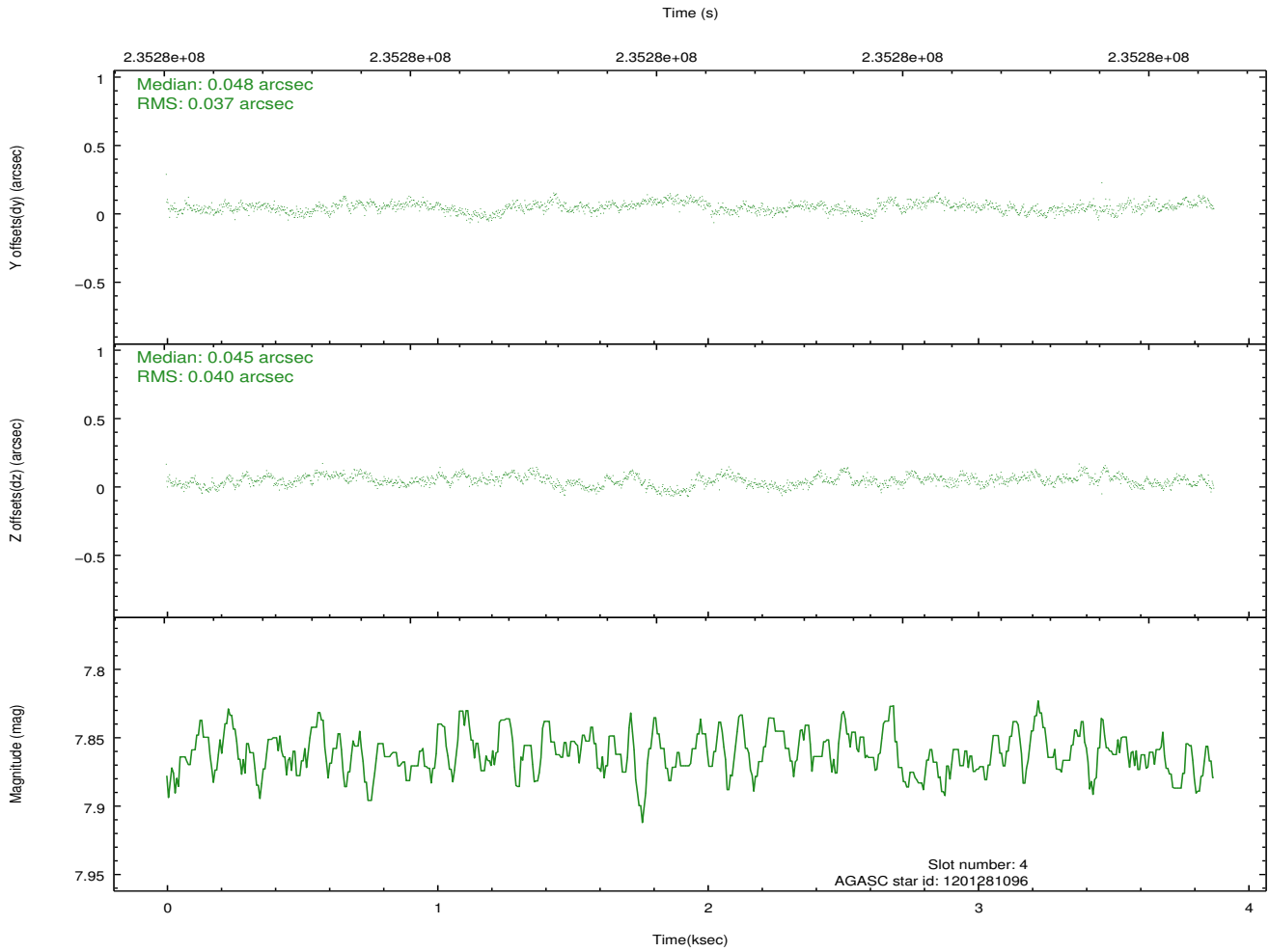
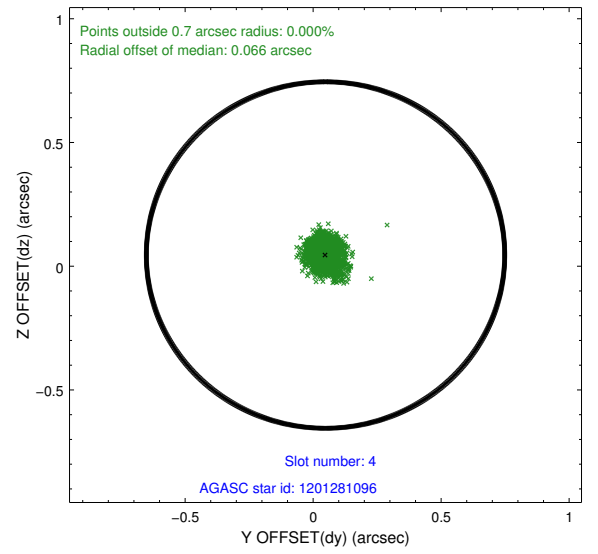
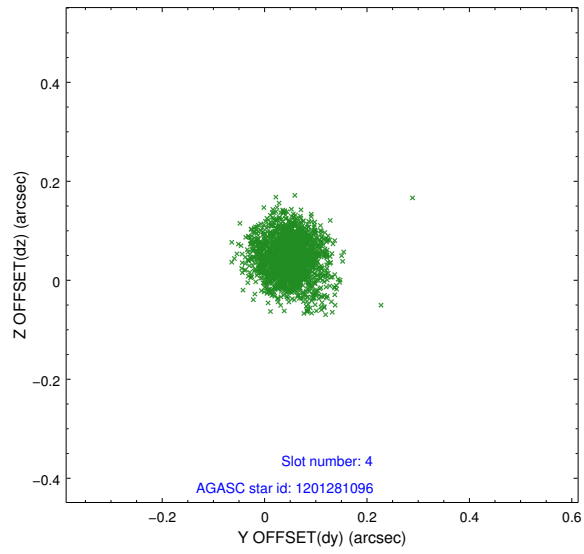
slot	status	id	mag	n_pts	med_dy	med_dz	dr1	dr2	ra	dec	mean_y	mean_z
0	FID	ACIS-I-1	7.25	946	-0.023	0.018	0.008	0.013	0.000000	0.000000	932.56	-833.62
1	FID	ACIS-I-4	7.18	946	0.122	0.021	0.010	0.015	0.000000	0.000000	2153.66	1065.38
2	FID	ACIS-I-5	7.23	945	-0.198	0.031	0.008	0.014	0.000000	0.000000	-1813.53	1065.10
3	GUIDE	1201279616	8.80	1890	0.022	0.063	0.076	0.126	74.529880	-70.149234	1234.61	-2025.65
4	GUIDE	1201281096	7.86	1891	0.048	0.045	0.058	0.093	75.164495	-70.623988	211.70	-458.03
5	GUIDE	1201282768	7.08	1891	-0.043	-0.100	0.058	0.093	74.211597	-70.925091	1154.76	791.90
6	GUIDE	1201811400	7.13	1891	0.049	-0.036	0.057	0.089	76.777517	-71.269936	-1985.37	1586.69
7	GUIDE	1201280912	9.18	1888	-0.073	0.028	0.074	0.120	75.042660	-70.451060	448.56	-1049.25

2.4 Star Slots

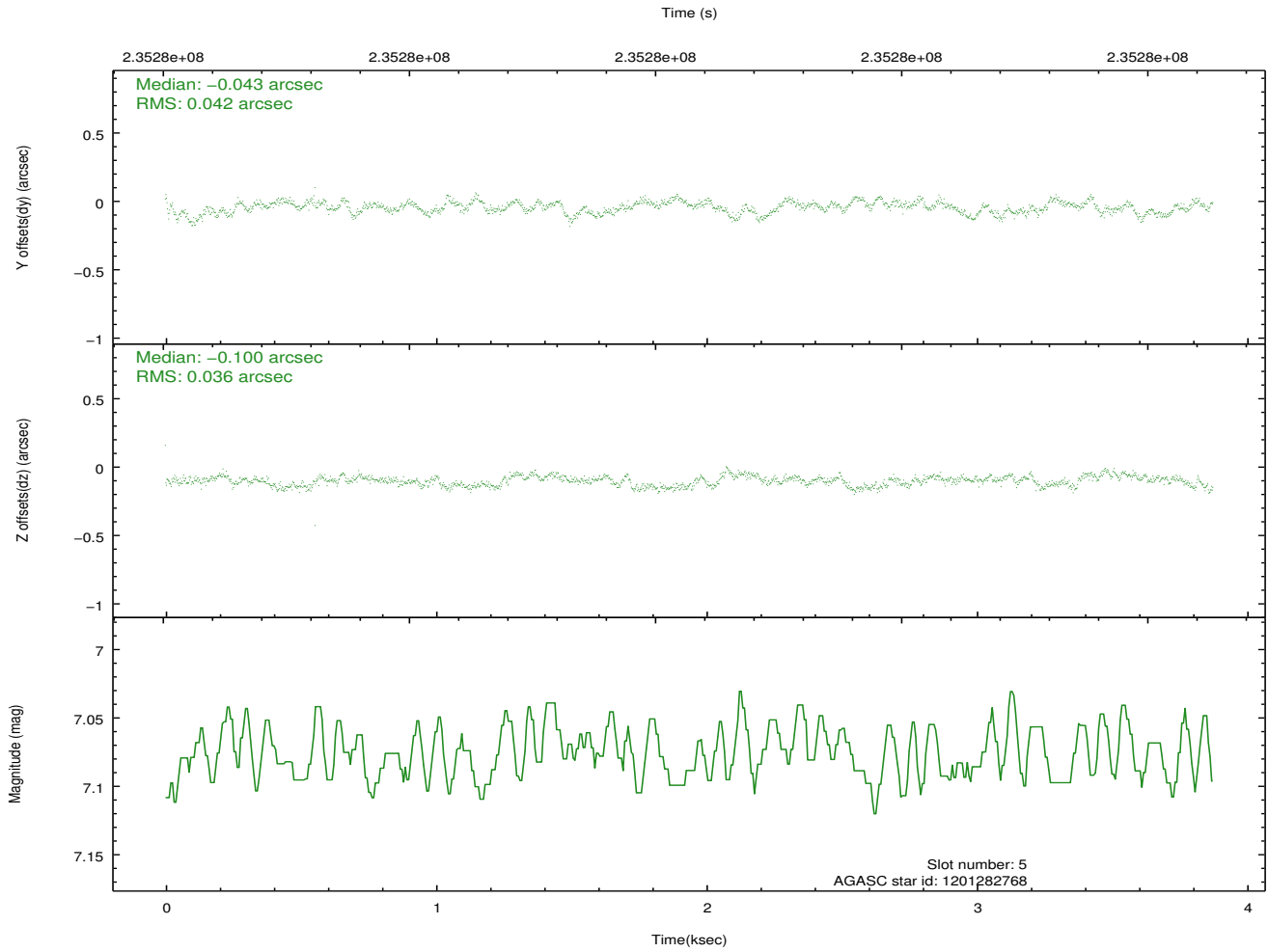
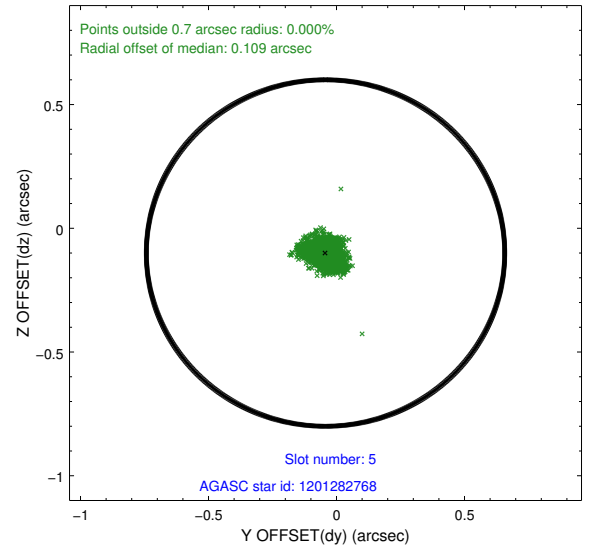
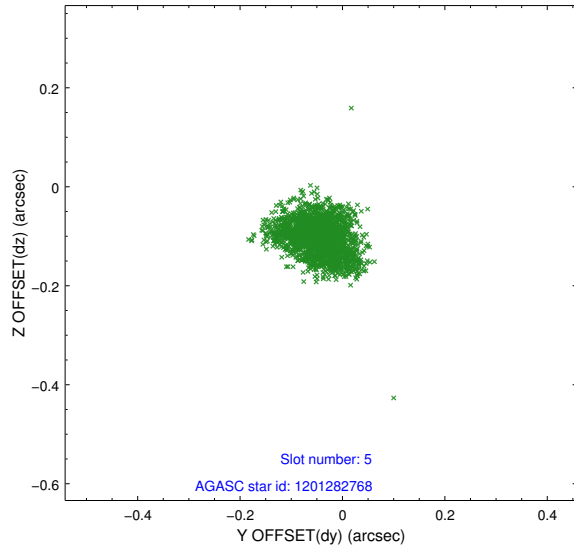
2.4.1 Slot 3



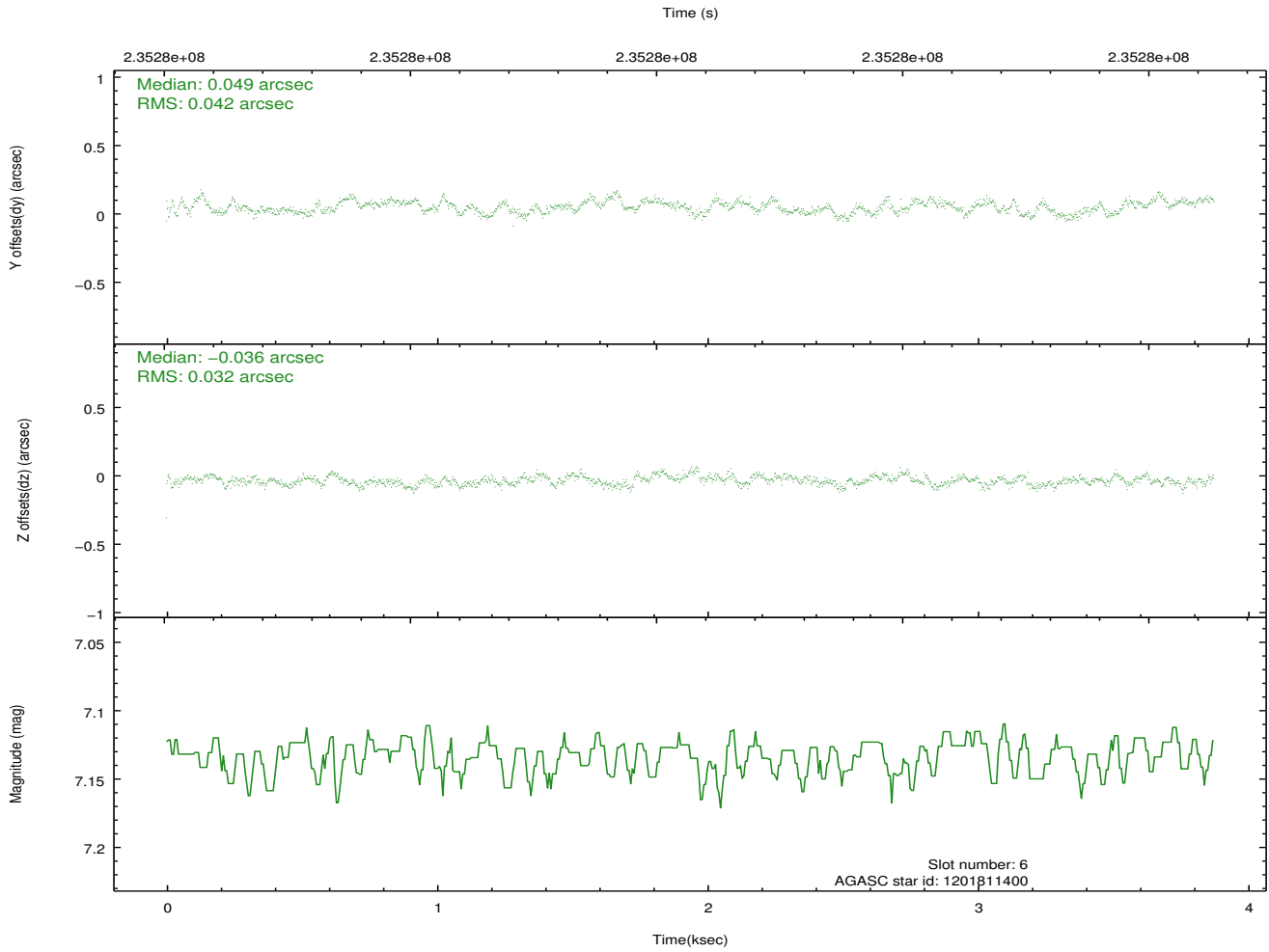
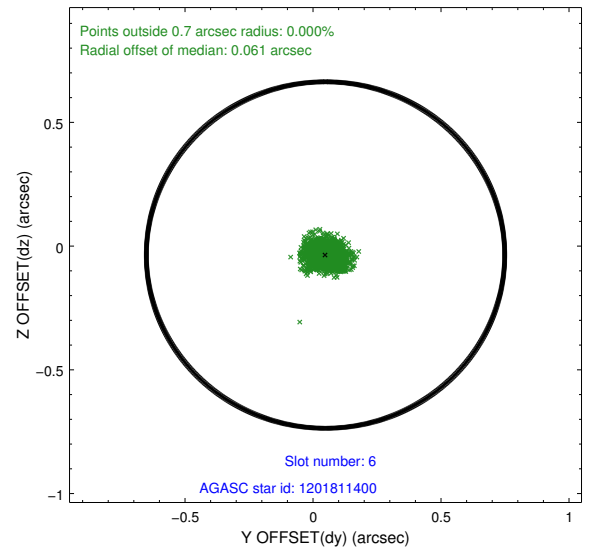
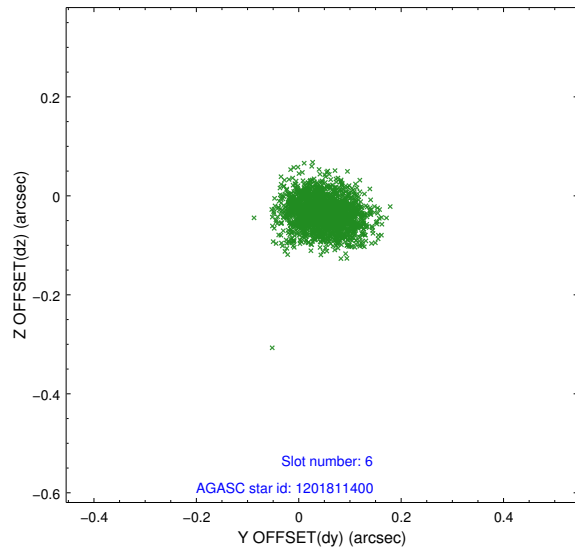
2.4.2 Slot 4



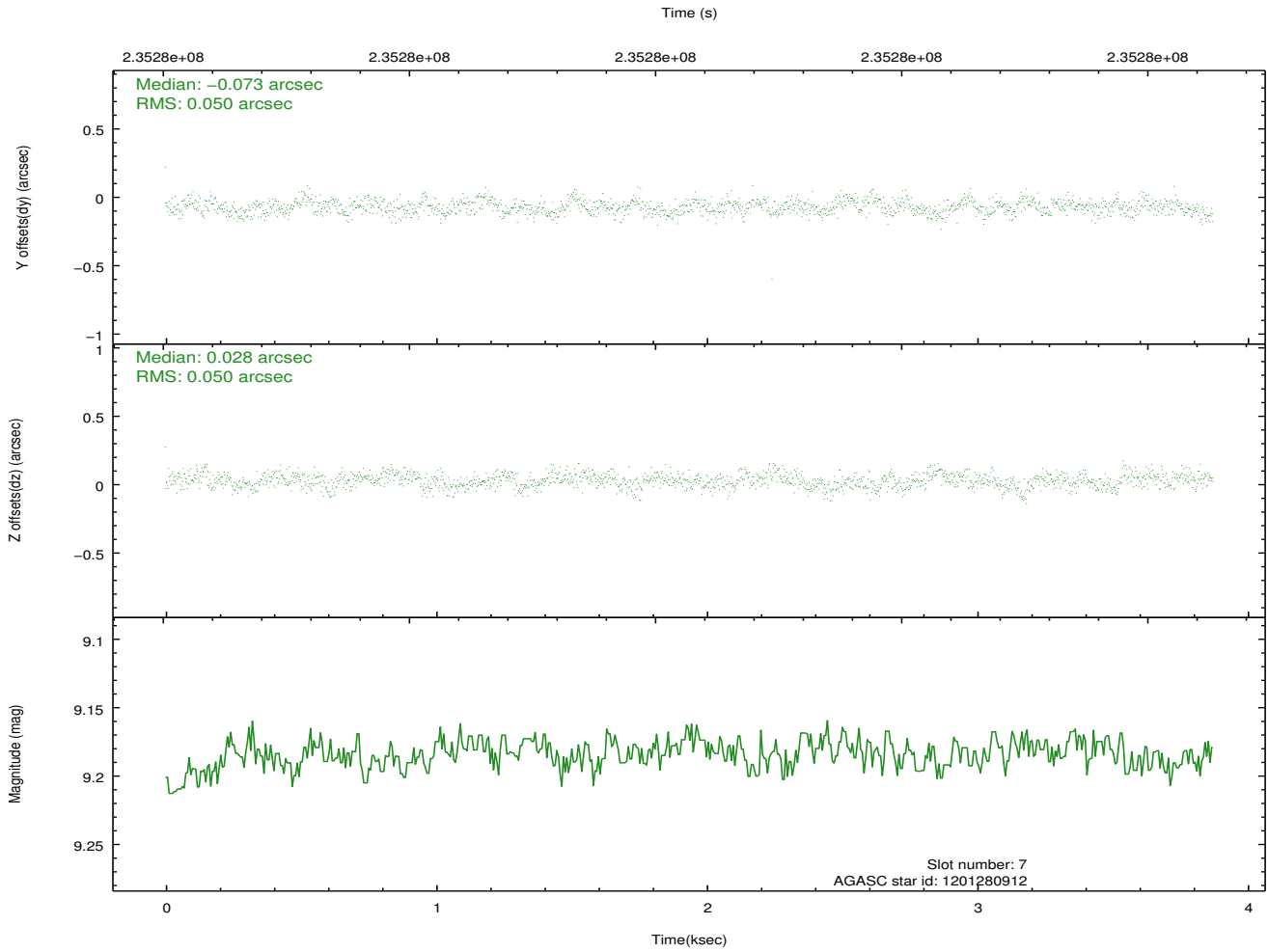
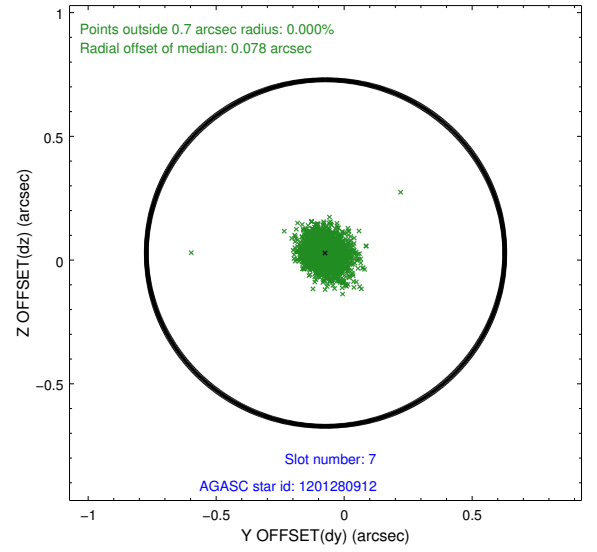
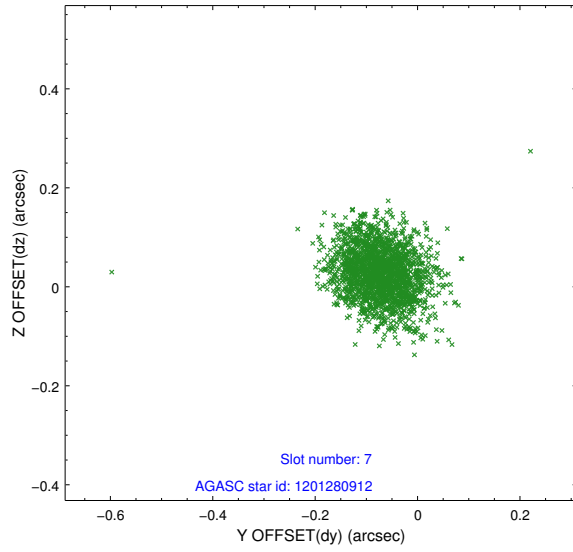
2.4.3 Slot 5



2.4.4 Slot 6

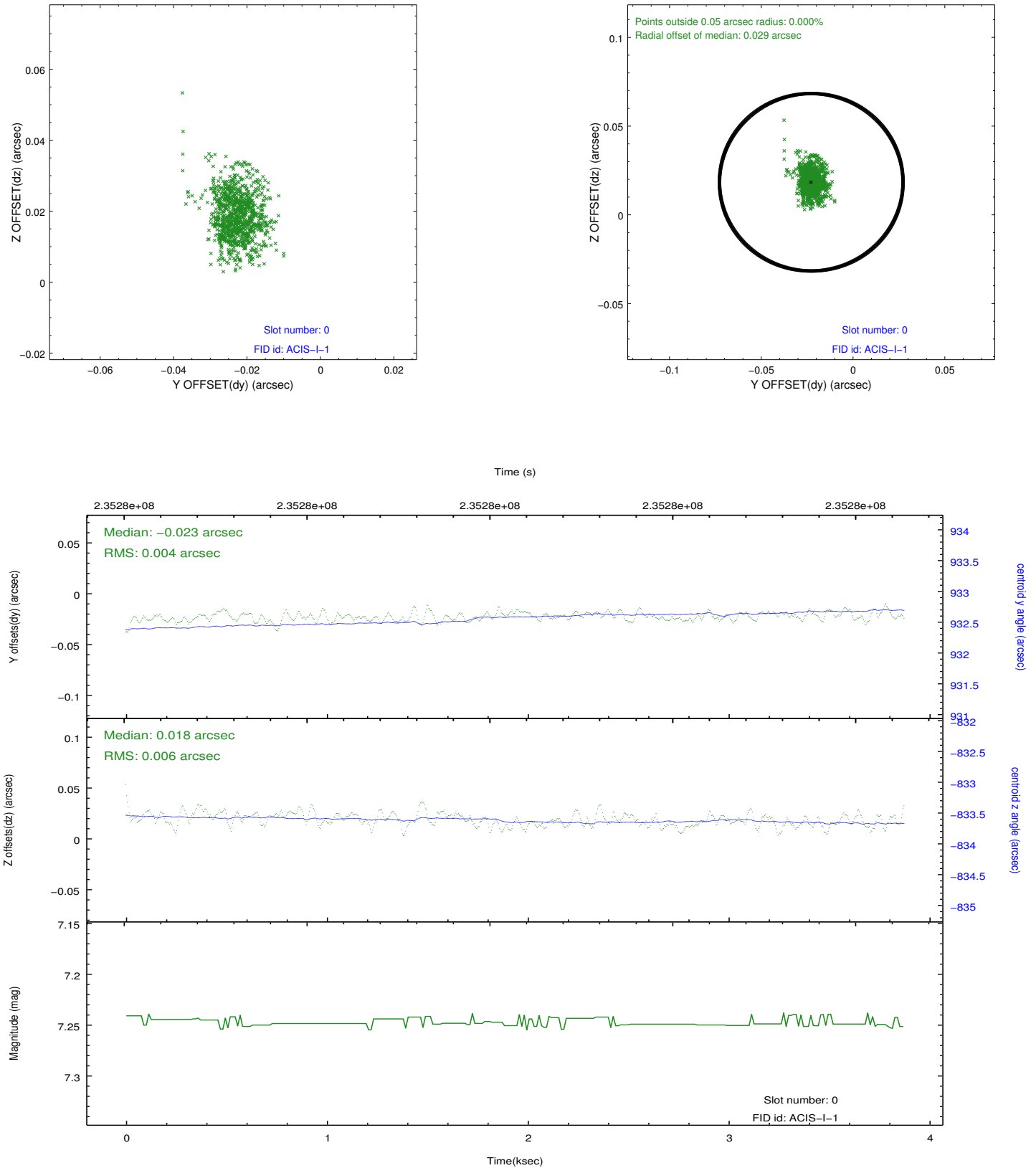


2.4.5 Slot 7

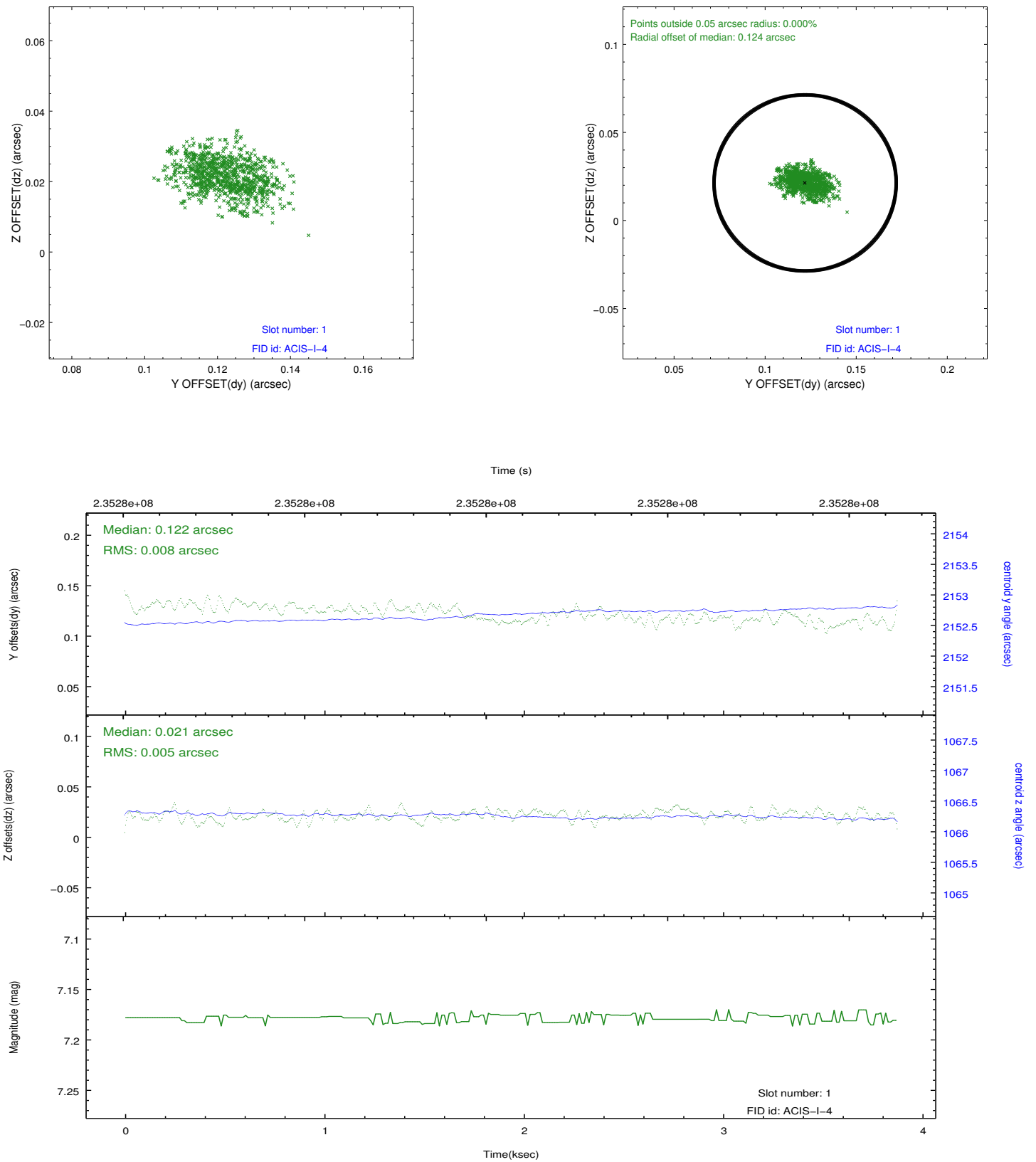


2.5 FID Slots

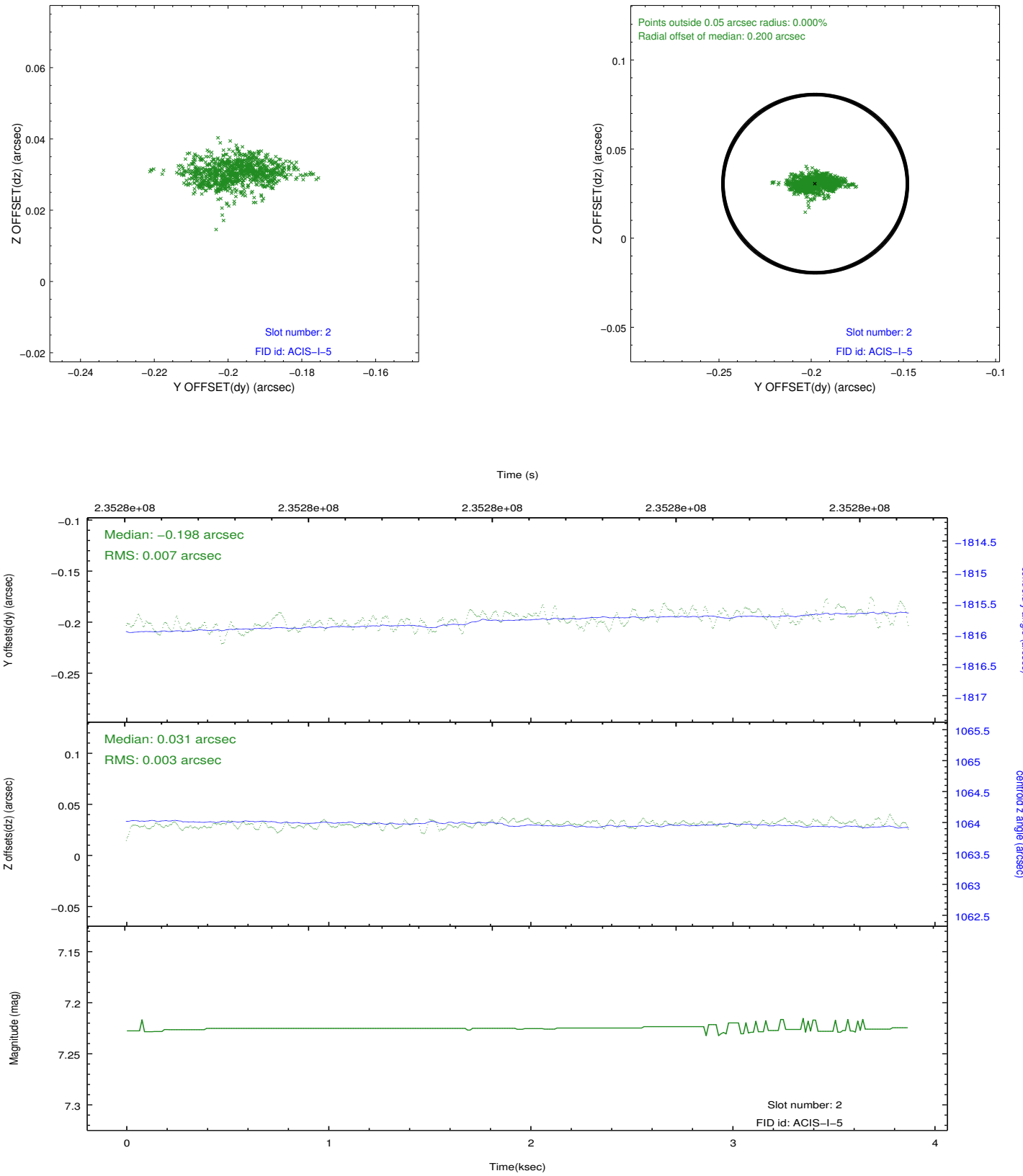
2.5.1 Slot 0



2.5.2 Slot 1



2.5.3 Slot 2



A Summary

A.1 Status

V&V Scientist	Jen Lauer
V&V Date (YYYY-MM-DD)	2013.01.17
V&V Edition	1
V&V Disposition and Status	OK
V&V Charge Time	3.459199

A.2 Comments