

V&V Reference Report

L2 ASCDS Version : 8.5.1.1

Observation 5641 - L2 Version 4
Chandra X-Ray Center

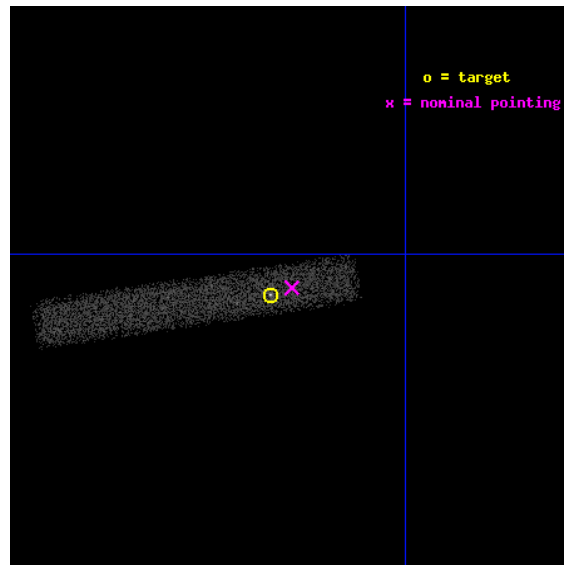
L2 Processing Date : Mar 7 2013

Contents

1	Front	2
2	OBI	3
2.1	OBI	3
2.1.1	Images	3
2.1.2	Bias	3
2.1.3	Parameters	4
2.1.4	Events	4
2.2	Compared Parameters	5
2.3	Aspect	6
2.4	Star Slots	9
2.4.1	Slot 3	9
2.4.2	Slot 4	10
2.4.3	Slot 5	11
2.4.4	Slot 6	12
2.4.5	Slot 7	13
2.5	FID Slots	14
2.5.1	Slot 0	14
2.5.2	Slot 1	15
2.5.3	Slot 2	16
A	Summary	17
A.1	Status	17
A.2	Comments	17

1 Front

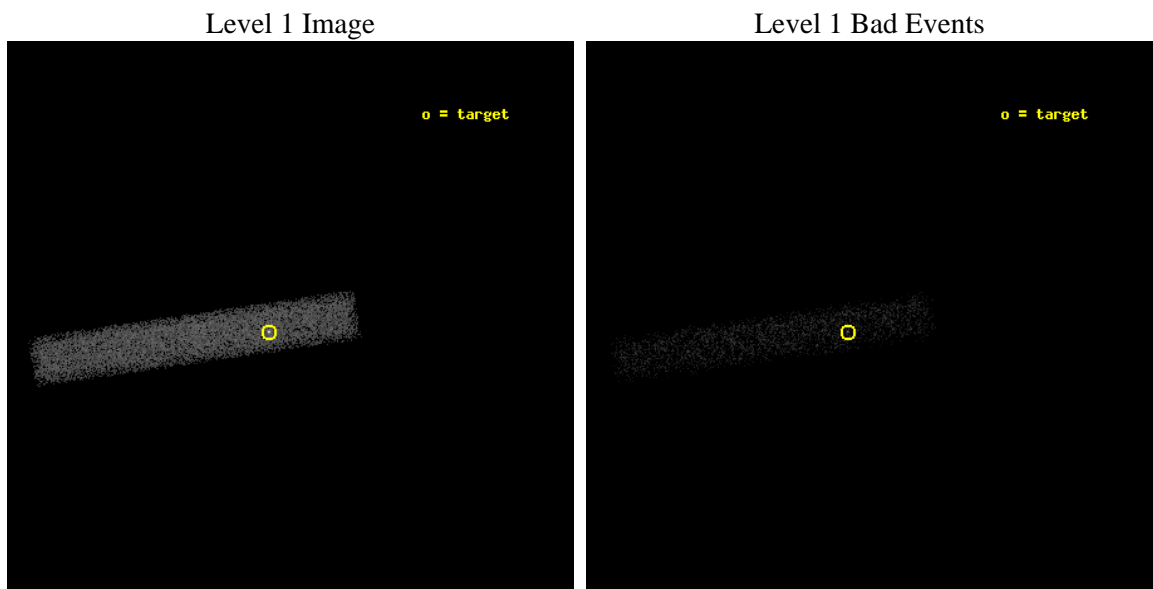
seq_num	701064	Sequence number
obs_id	5641	Observation id
title	The Extended X-ray Structure of a New Population of Blazars	Propos
observer	Dr. Hermine Landt	Principal investigator
object	RGBJ0112+3818	Source name
dtcycle	0	
cycle	P	events from which exps? Prim/Second/Both
ra_targ	18.075	Observer's specified target RA [deg]
dec_targ	38.315806	Observer's specified target Dec [deg]
ra_nom	18.063301078569	Nominal RA [deg]
dec_nom	38.318808204114	Nominal Dec [deg]
roll_nom	171.7583768334	Nominal Roll [deg]
revision	4	Processing version of data
ontime	15232.800226957	Sum of GTIs [s]
livetime	13815.345752727	Livetime [s]
ontime7	15232.800226957	Sum of GTIs [s]
l2events	11590	Number of level 2 events



2 OBI


2.1 OBI

2.1.1 Images



2.1.2 Bias

Chip 7



2.1.3 Parameters

obi_num	1	Obi number	sched_exp_time	15050.964000	[s] Scheduled observation exposure time
ascdsver	8.5.1.1	Processing system revision	ontime	15232.800226957	Sum of GTIs [s]
caldsver	4.5.6	 	ontime7	15232.800226957	Sum of GTIs [s]
date	2013-03-07T12:10:34	Date and time of file creation	l1events	24749	Number of level 1 events
revision	4	Processing version of data			

2.1.4 Events

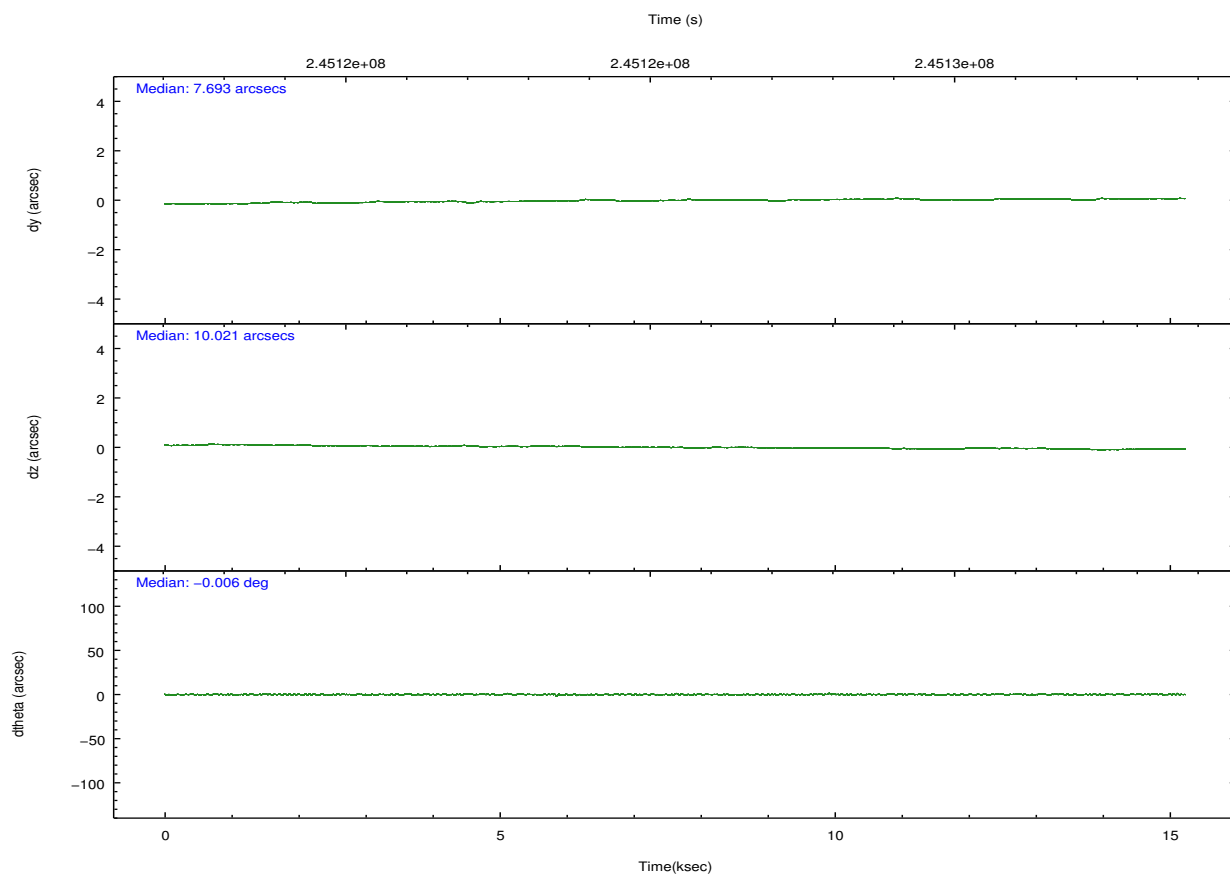
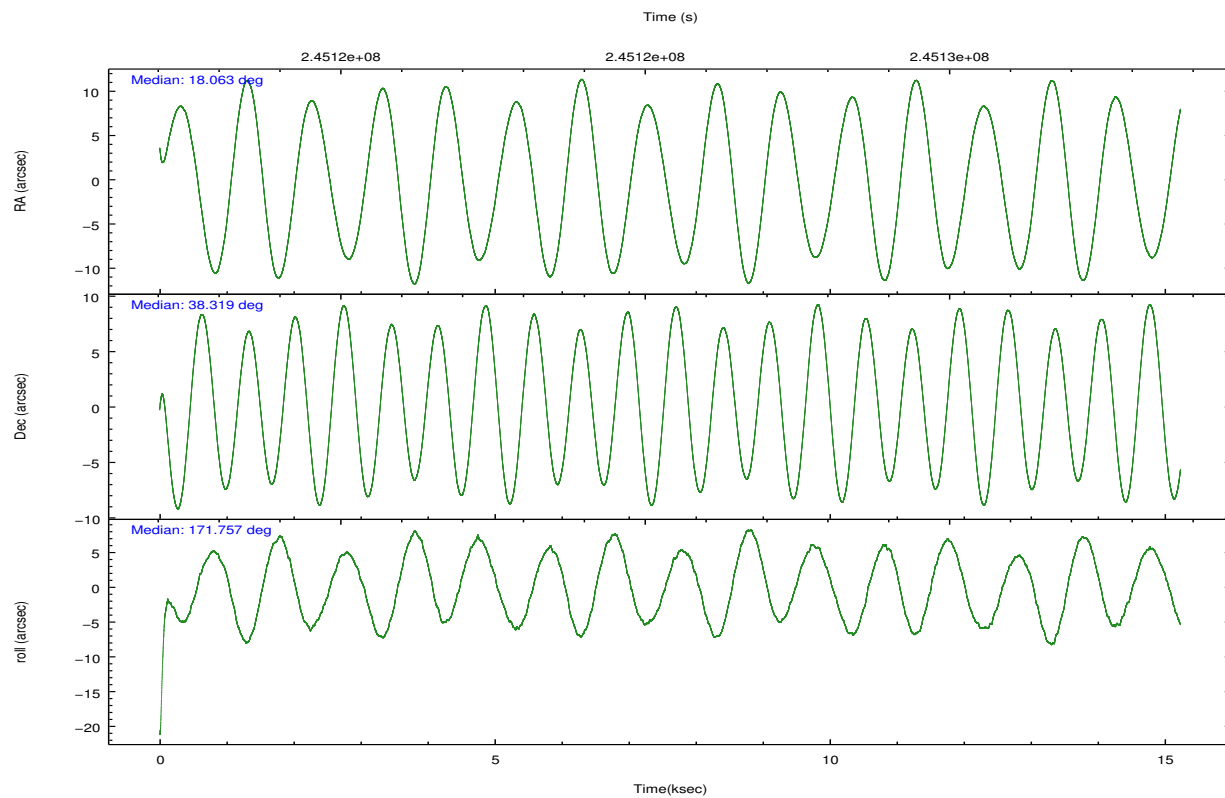
	ccd 7
level 1 events	24749
rejected events	12752
rejected %	51%

	ccd 7
grade 0 events	1762
	7%
grade 1 events	35
	0%
grade 2 events	2425
	9%
grade 3 events	1614
	6%
grade 4 events	1527
	6%
grade 5 events	2091
	8%
grade 6 events	5284
	21%
grade 7 events	10011
	40%

2.2 Compared Parameters

Parameter	Planned	Actual	Parameter	Planned	Actual
Instrument	ACIS	ACIS	Obspar format version number	7	7
Detector	ACIS-7	ACIS-7	Obspar file type	PREDICTED	ACTUAL
Grating	NONE	NONE	Obspar update status	NONE	UPDATED
Data mode	FAINT	FAINT	Number of optional ACIS chips dropped	0	0
Observation mode	POINTING	POINTING	On-chip summing requested	N	N
[deg] Pointing RA	18.095371	18.06330107856905	Subarray requested	CUSTOM	1/8
[deg] Pointing Dec	38.329278	38.3188082041143	Subarray start row	449	449
[deg] Pointing Roll	171.581873	171.7583768334043	Subarray row count	128	128
[mm] SIM focus pos	-0.684267	-0.6828225247311905	Alternating exposures requested	N	N
[mm] SIM defocus	0	0.001444936568705701	[s] Primary exposure time	0.000000	0.4
[mm] SIM translation stage pos	-190.132523	-190.1425803651734			
[mm] SIM translation stage offset	0	0.01005778216563158			
[s] Observation start time (MET)	245117967.184000	245116835.82683			
Observation start date	2005-10-08T00:18:23	2005-10-08T00:00:35			
[s] Observation end time (MET)	245133018.184000	245133244.02758			
Observation end date	2005-10-08T04:29:14	2005-10-08T04:34:04			
Read mode	TIMED	TIMED			

2.3 Aspect

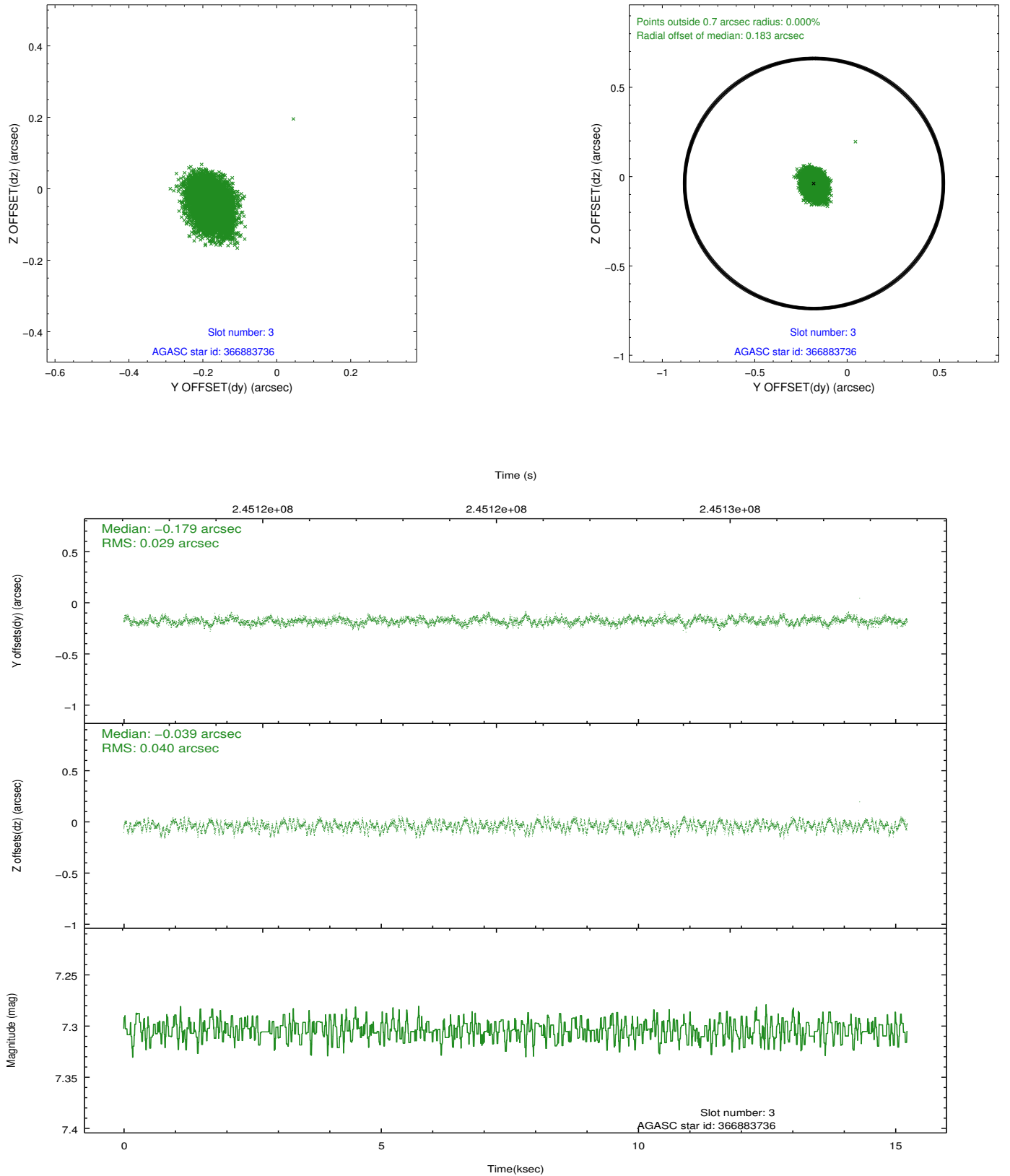


Slot Statistics

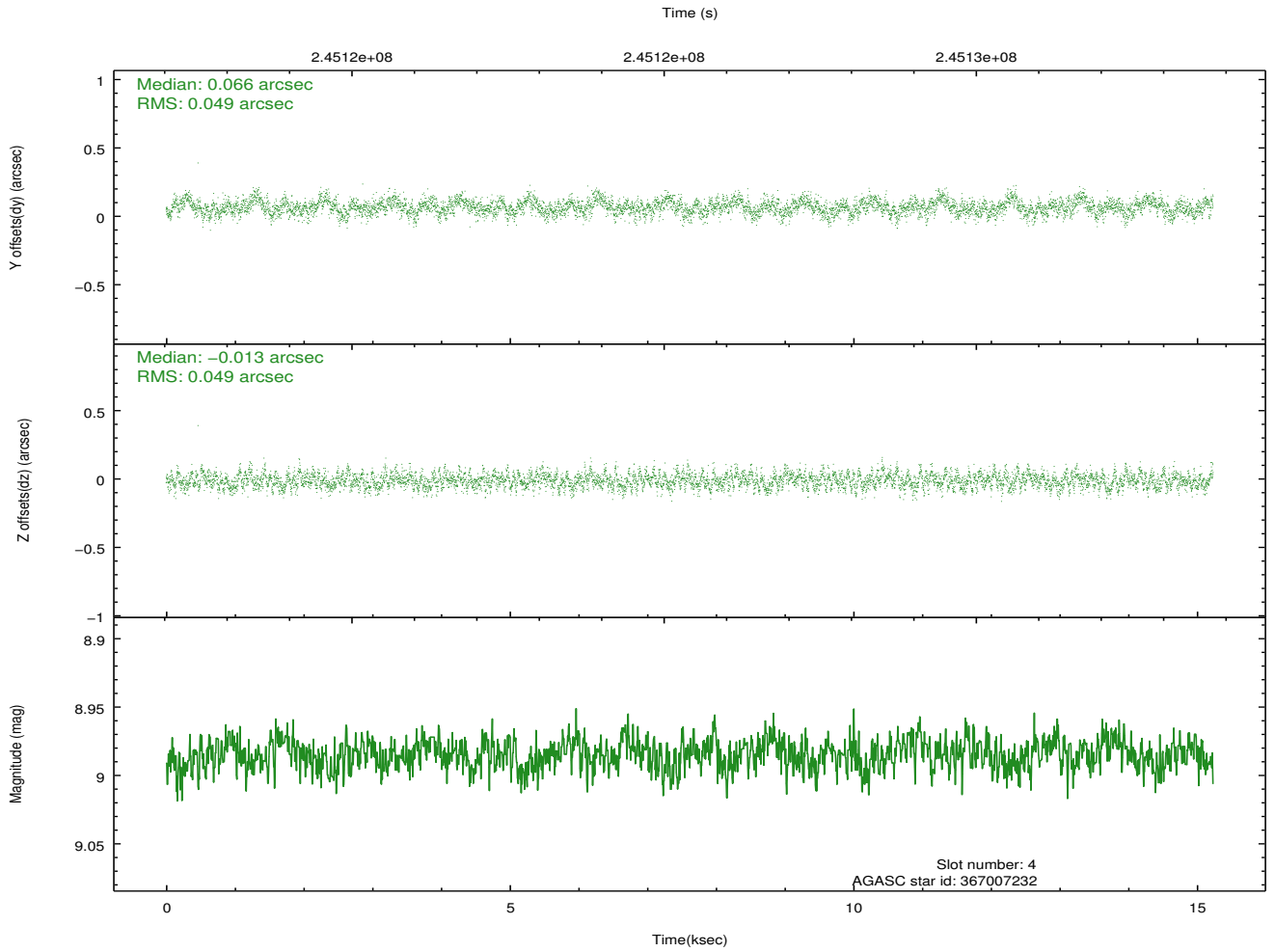
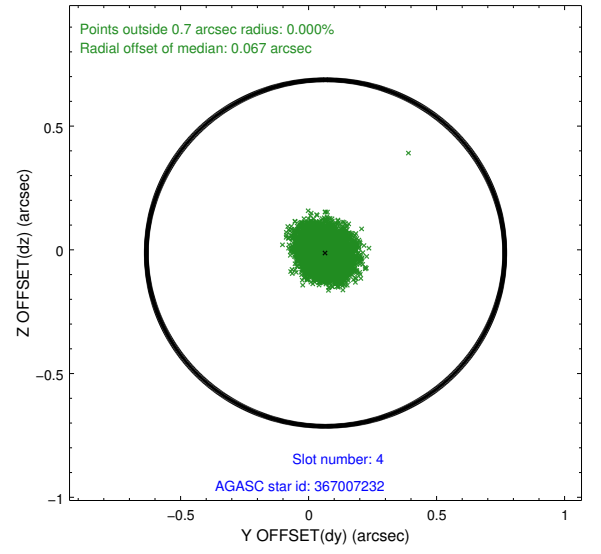
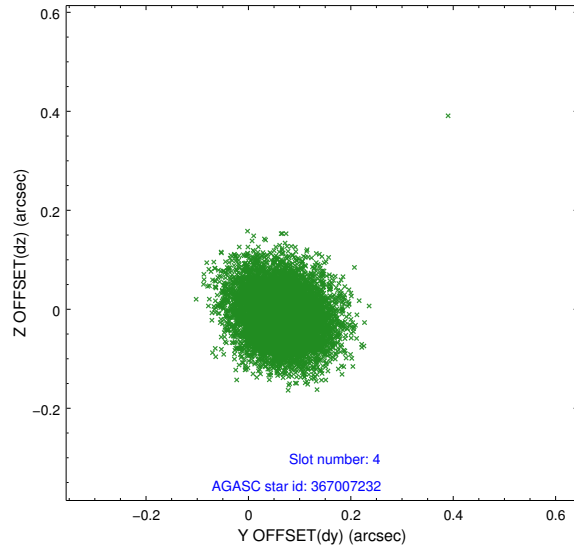
slot	status	id	mag	n_pts	med_dy	med_dz	dr1	dr2	ra	dec	mean_y	mean_z
0	FID	ACIS-S-1	7.19	3716	0.039	-0.039	0.007	0.011	0.000000	0.000000	935.65	-1726.88
1	FID	ACIS-S-5	7.24	3716	-0.084	0.025	0.008	0.015	0.000000	0.000000	-1813.32	170.41
2	FID	ACIS-S-6	7.35	3716	0.023	0.026	0.008	0.012	0.000000	0.000000	400.85	814.72
3	GUIDE	366883736	7.30	7431	-0.179	-0.039	0.052	0.084	17.320033	37.839828	1923.70	2056.74
4	GUIDE	367007232	8.98	7427	0.066	-0.013	0.075	0.120	18.025227	38.205119	131.03	471.41
5	GUIDE	367009408	8.12	7432	-0.002	0.136	0.057	0.089	18.857504	38.486534	-2040.26	-883.12
6	GUIDE	367011488	9.08	7425	-0.014	0.119	0.089	0.143	17.975949	37.904055	111.23	1563.81
7	GUIDE	367014000	8.34	7430	0.125	-0.201	0.072	0.116	18.459048	37.653797	-1381.11	2251.62

2.4 Star Slots

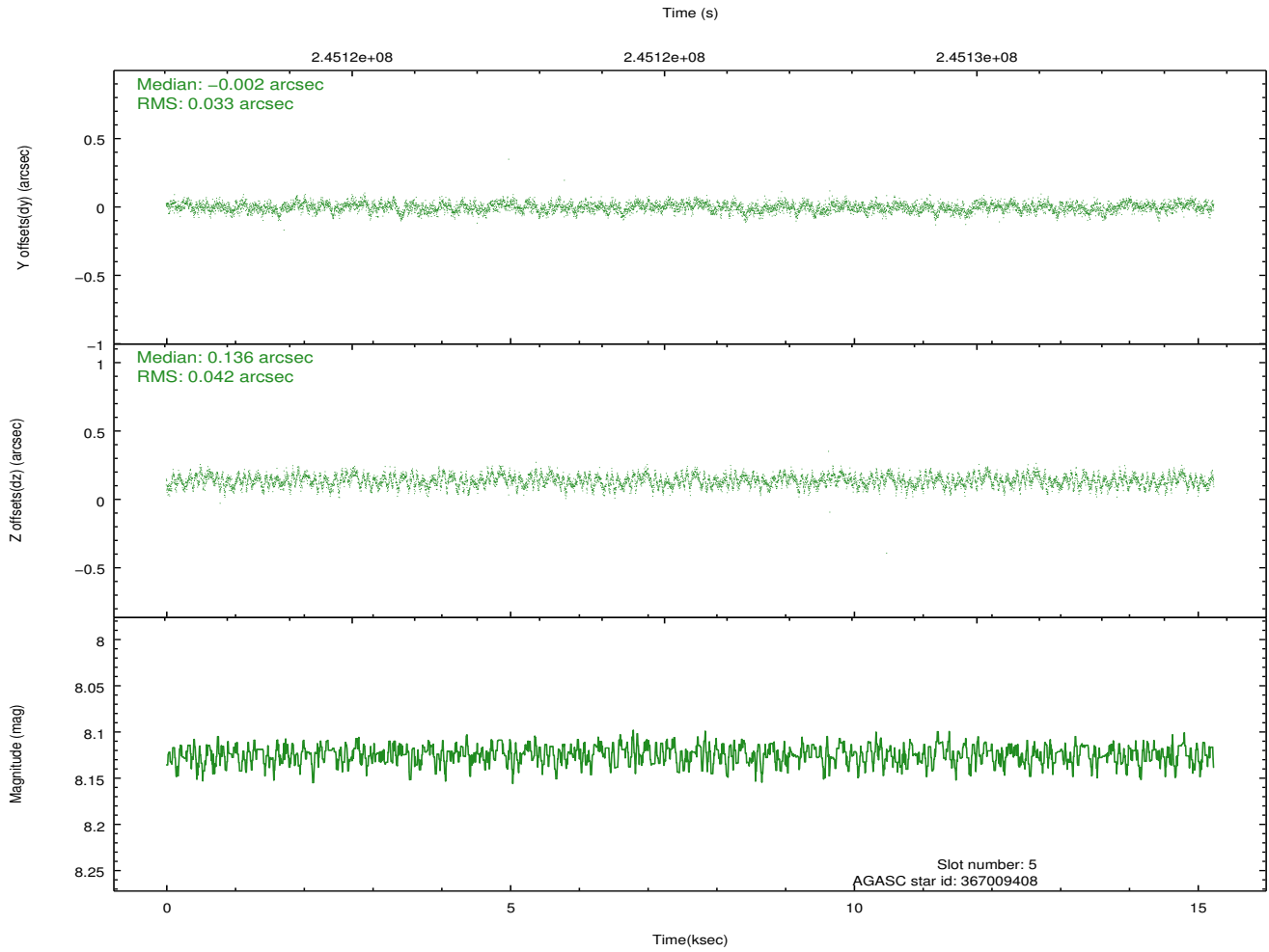
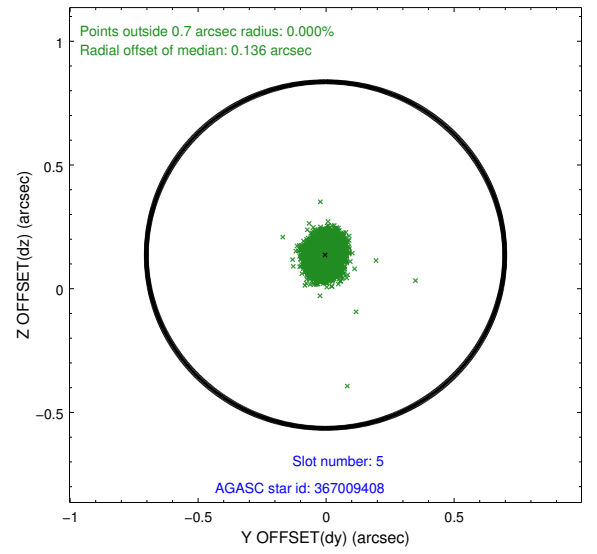
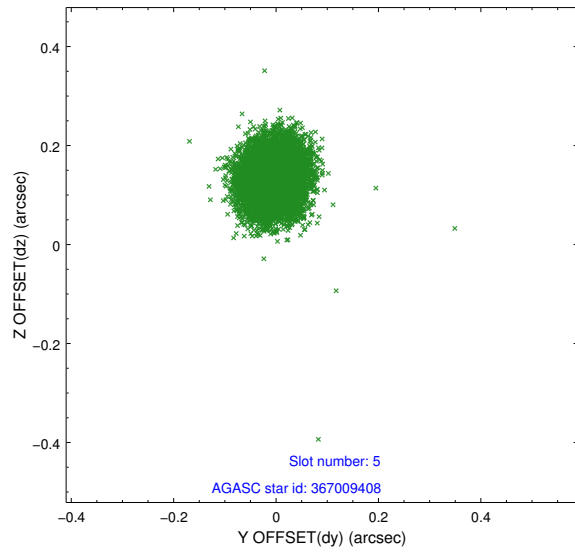
2.4.1 Slot 3



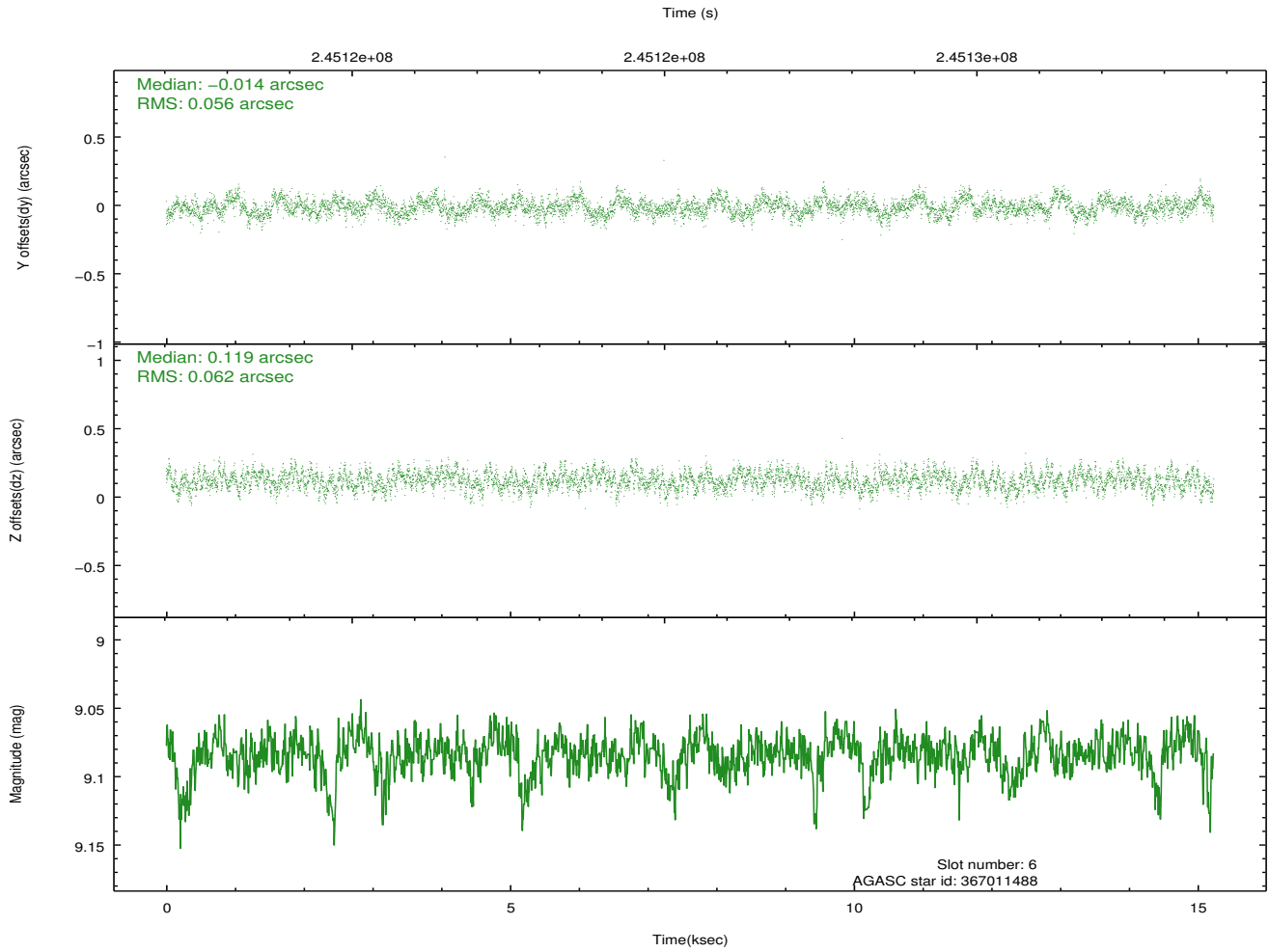
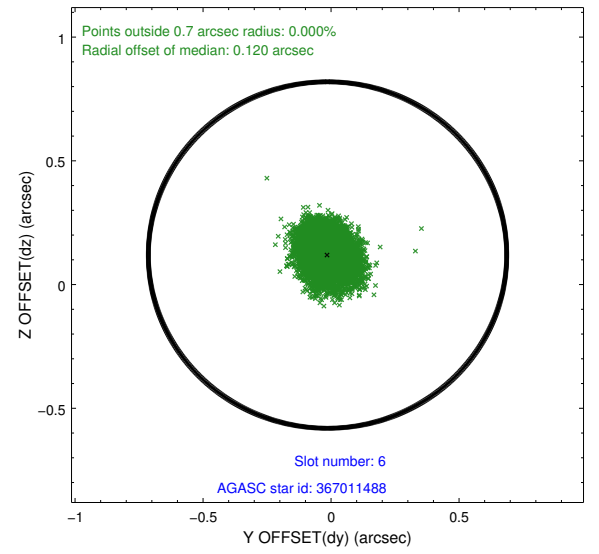
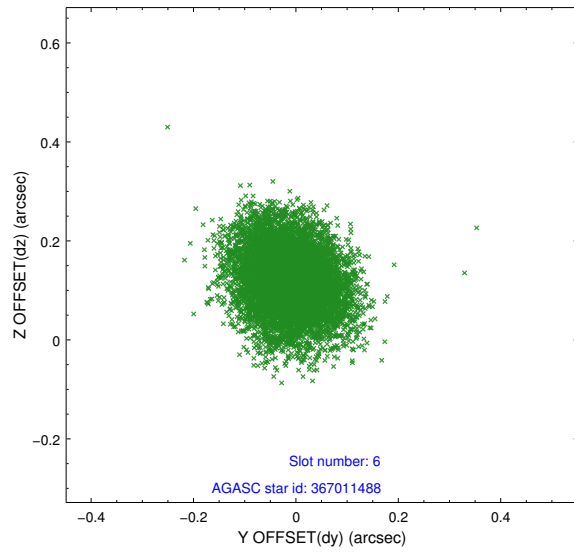
2.4.2 Slot 4



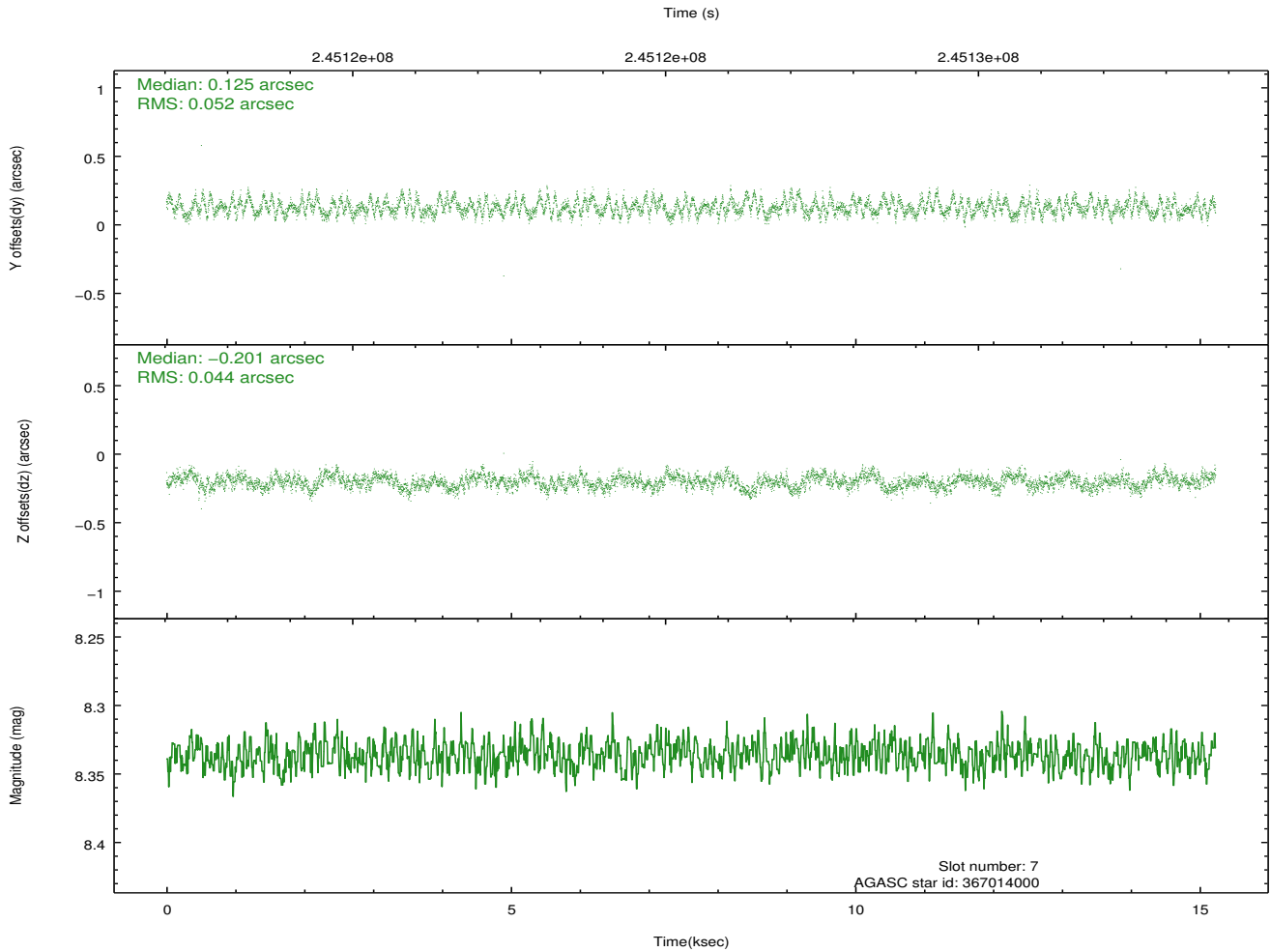
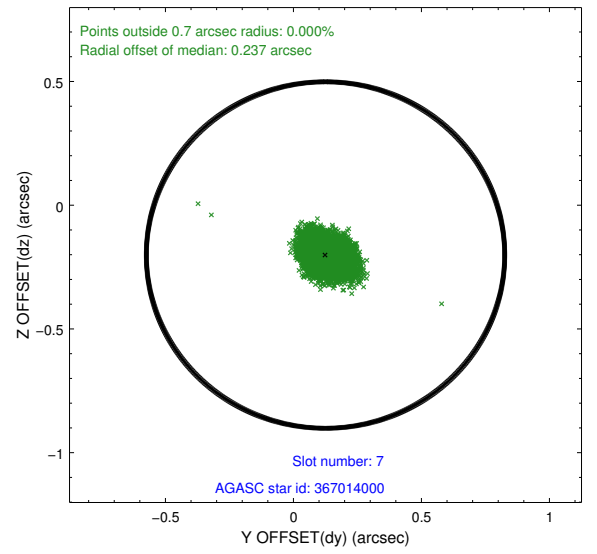
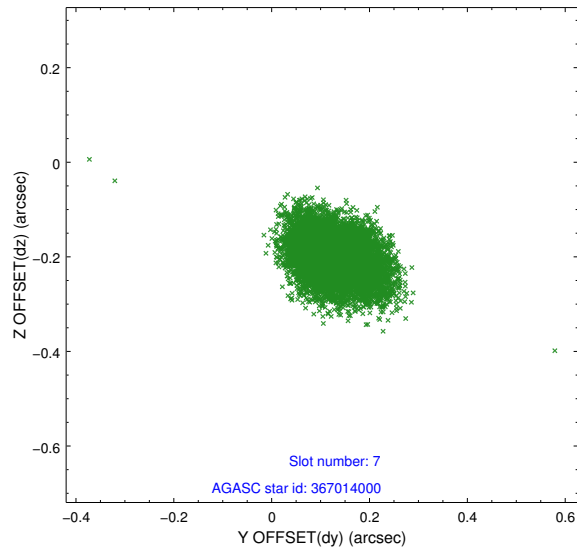
2.4.3 Slot 5



2.4.4 Slot 6

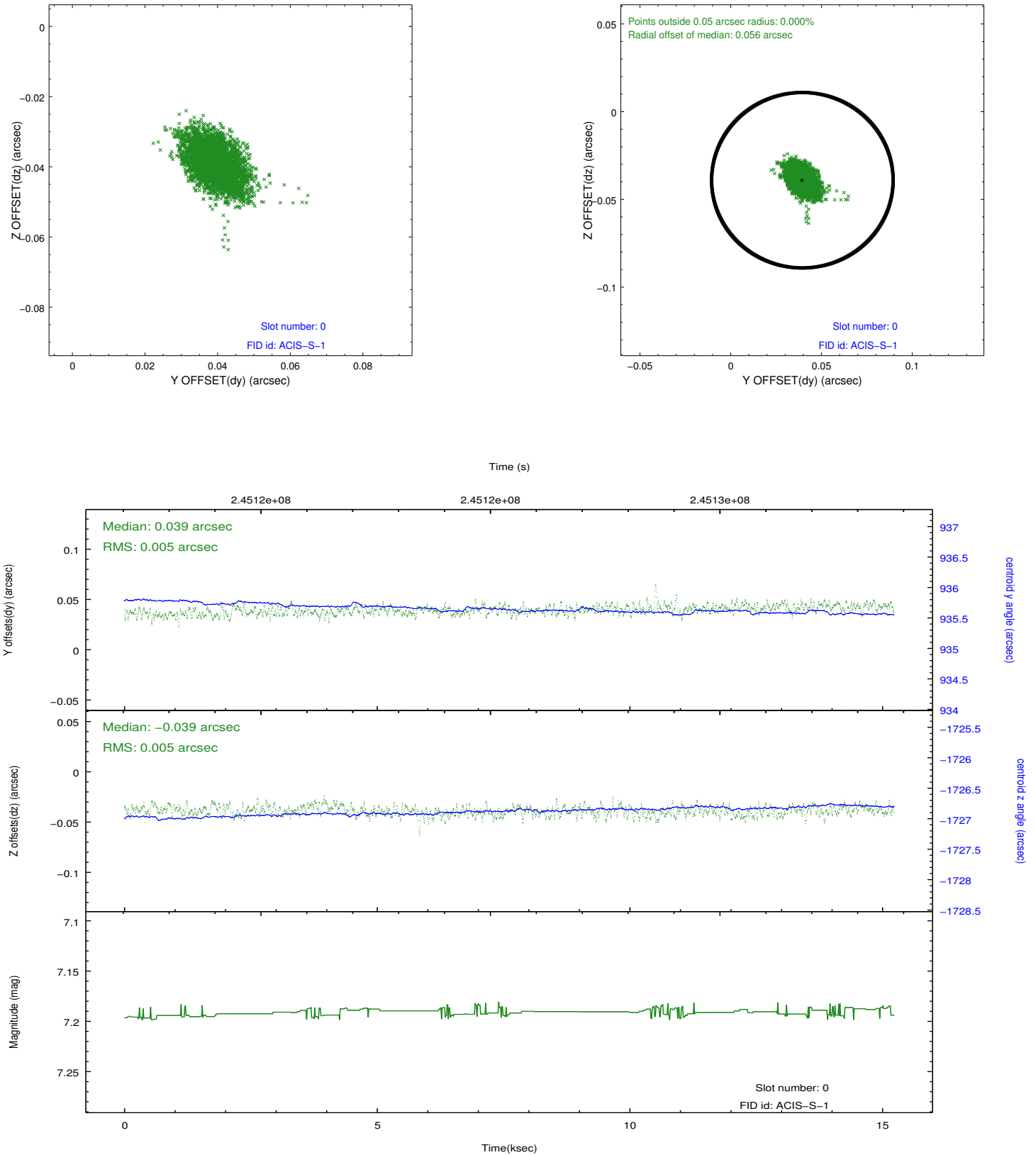


2.4.5 Slot 7

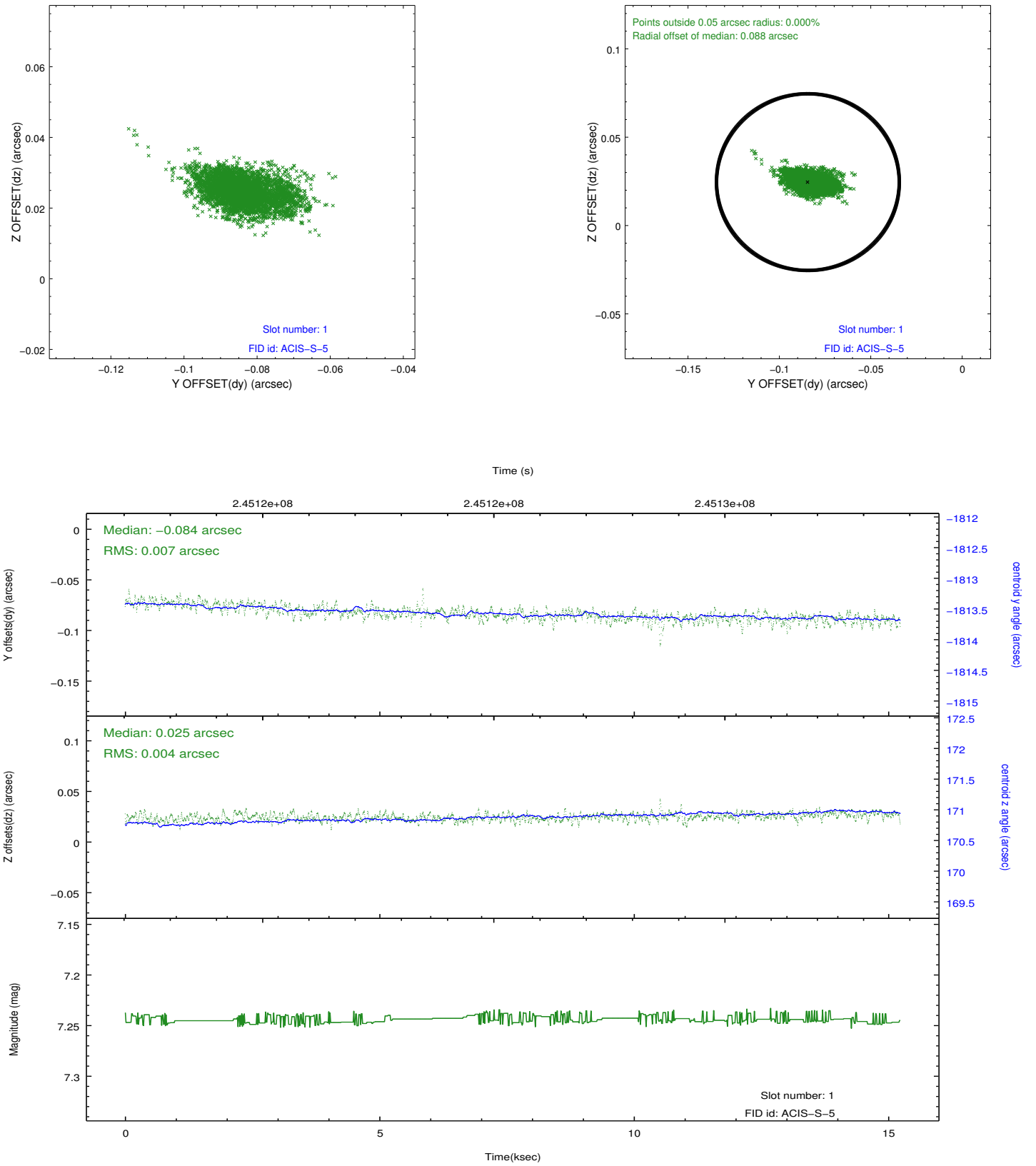


2.5 FID Slots

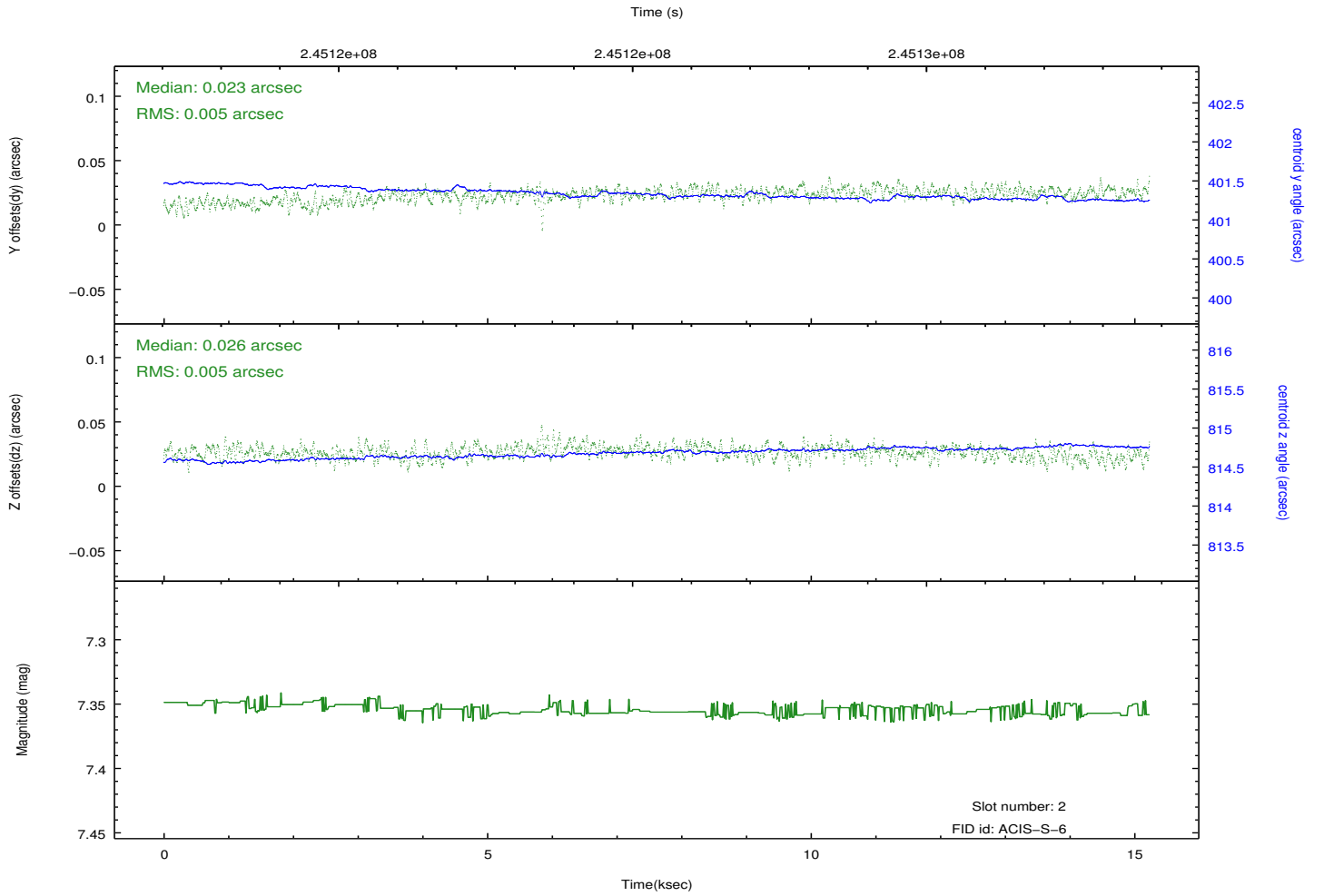
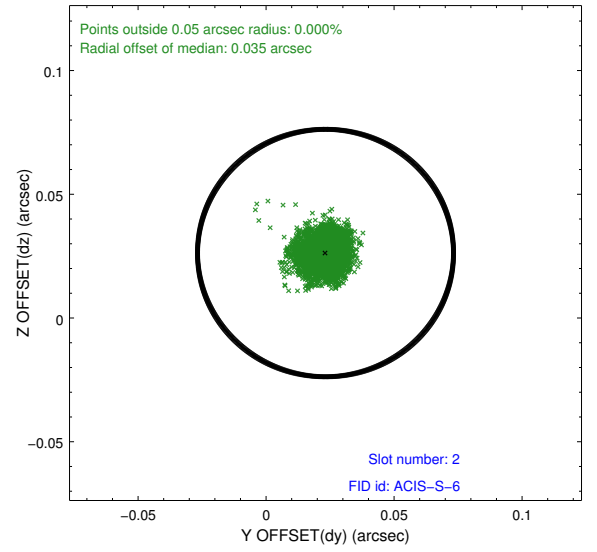
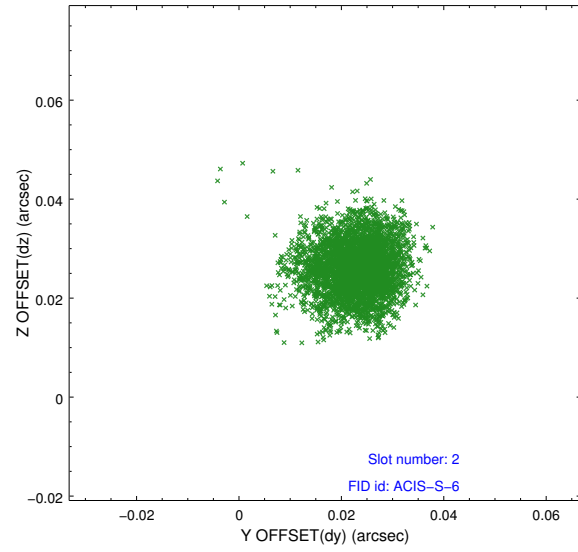
2.5.1 Slot 0



2.5.2 Slot 1



2.5.3 Slot 2



A Summary

A.1 Status

V&V Scientist	Jen Lauer
V&V Date (YYYY-MM-DD)	2013.03.07
V&V Edition	1
V&V Disposition and Status	OK
V&V Charge Time	15.2328

A.2 Comments

As a consequence of the DEA-A shutdown anomaly on Sep 15th (DOY258), the reported value of the ACIS FP temperature was ~1.3 degrees warmer than the actual temperature. The value for FP temperature reported in the headers of the Level 2 event file and the Mission Timeline files are incorrect by this amount for this processing. However, the temperature is corrected in the processing in order to obtain the correct temperature for the CTI correction. So the calibrated data are correct. If using the FP temp values in the headers of data files (some CIAO tools require this information), investigators should subtract 1.3 degrees from the reported temperature to determine the true temperature.

=====

Roll preference met.