

V&V Reference Report

L2 ASCDS Version : 7.6.9

Observation 3671 - L2 Version 001
Chandra X-Ray Center

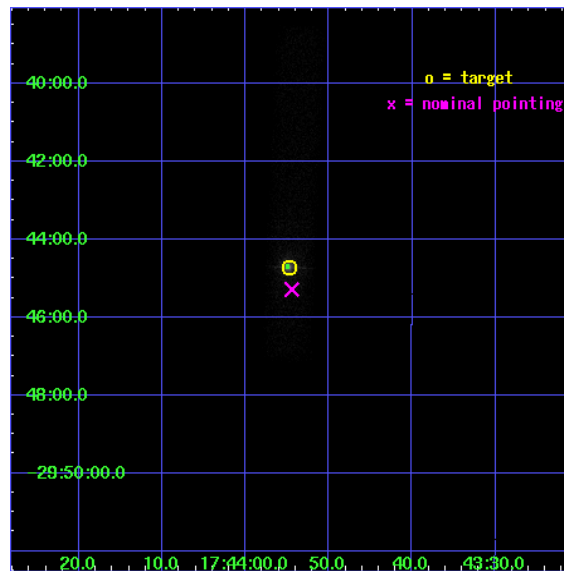
L2 Processing Date : Sep 28 2006

Contents

1	Front	2
2	OBI	3
2.1	OBI	3
2.1.1	Images	3
2.1.2	Bias	3
2.1.3	Parameters	4
2.1.4	Events	4
2.2	Compared Parameters	5
2.3	Aspect	6
2.4	Star Slots	9
2.4.1	Slot 3	9
2.4.2	Slot 4	10
2.4.3	Slot 5	11
2.4.4	Slot 6	12
2.4.5	Slot 7	13
2.5	FID Slots	14
2.5.1	Slot 0	14
2.5.2	Slot 1	15
2.5.3	Slot 2	16
3	Point Sources	17
A	Summary	18
A.1	Status	18
A.2	Comments	18

1 Front


seq_num	400267
obs_id	3671
title	THE LOW/SOFT STATE IN THE MICROQUASAR 1E1740.7-2942
observer	Dr. William Heindl
object	1E 1740.7-2942
dtcycle	0
cycle	P
ra_targ	265.978333
dec_targ	-29.745222
ra_nom	265.97687715152
dec_nom	-29.754909759385
roll_nom	272.39204375432
revision	2
ontime	5538.4000825286
livetime	5023.0365341272
ontime7	5538.4000825286
l2events	19958



2 OBI


2.1 OBI

2.1.1 Images



2.1.2 Bias

Chip 7



2.1.3 Parameters

obi_num	1
ascdsver	7.6.9
caldbver	3.2.3
date	2006-09-28T16:12:52
revision	2

sched_exp_time	5025.073000
ontime	5884.2934025228
ontime7	5884.2934025228
l1events	26768

2.1.4 Events

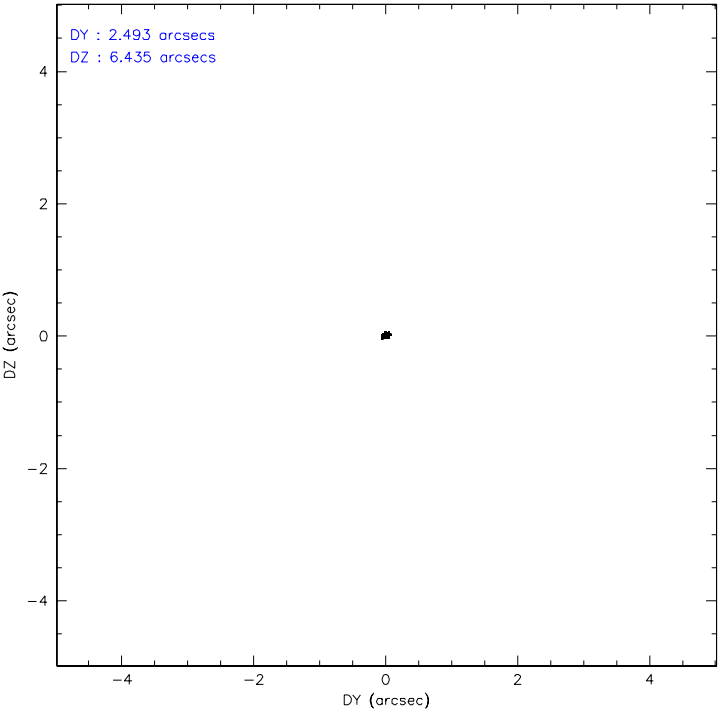
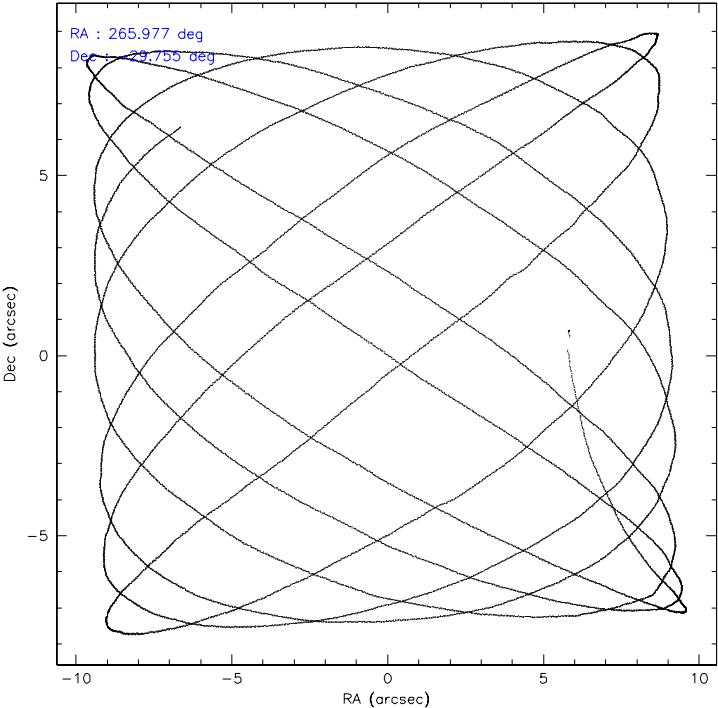
	ccd 7
level 1 events	26768
rejected events	6636
rejected %	24%

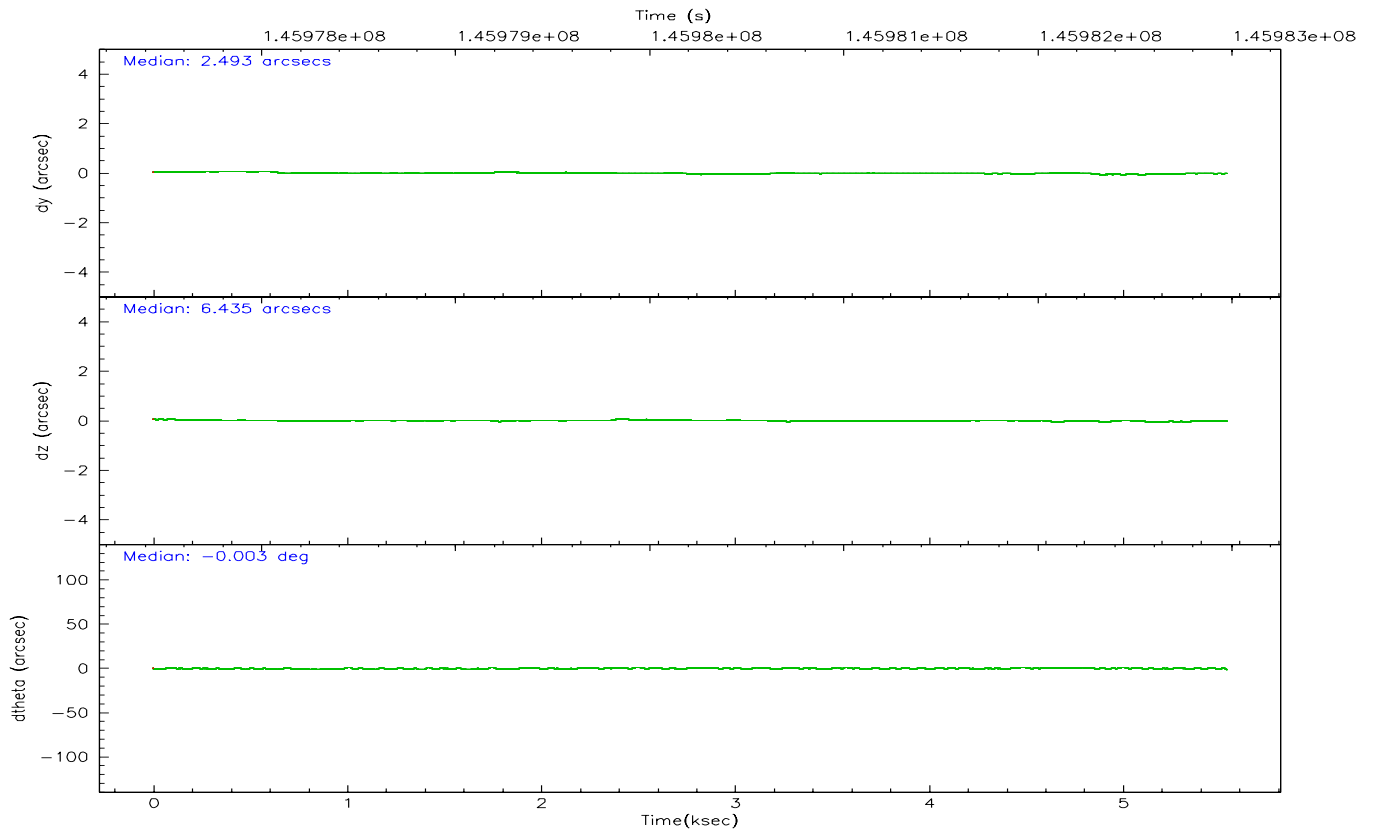
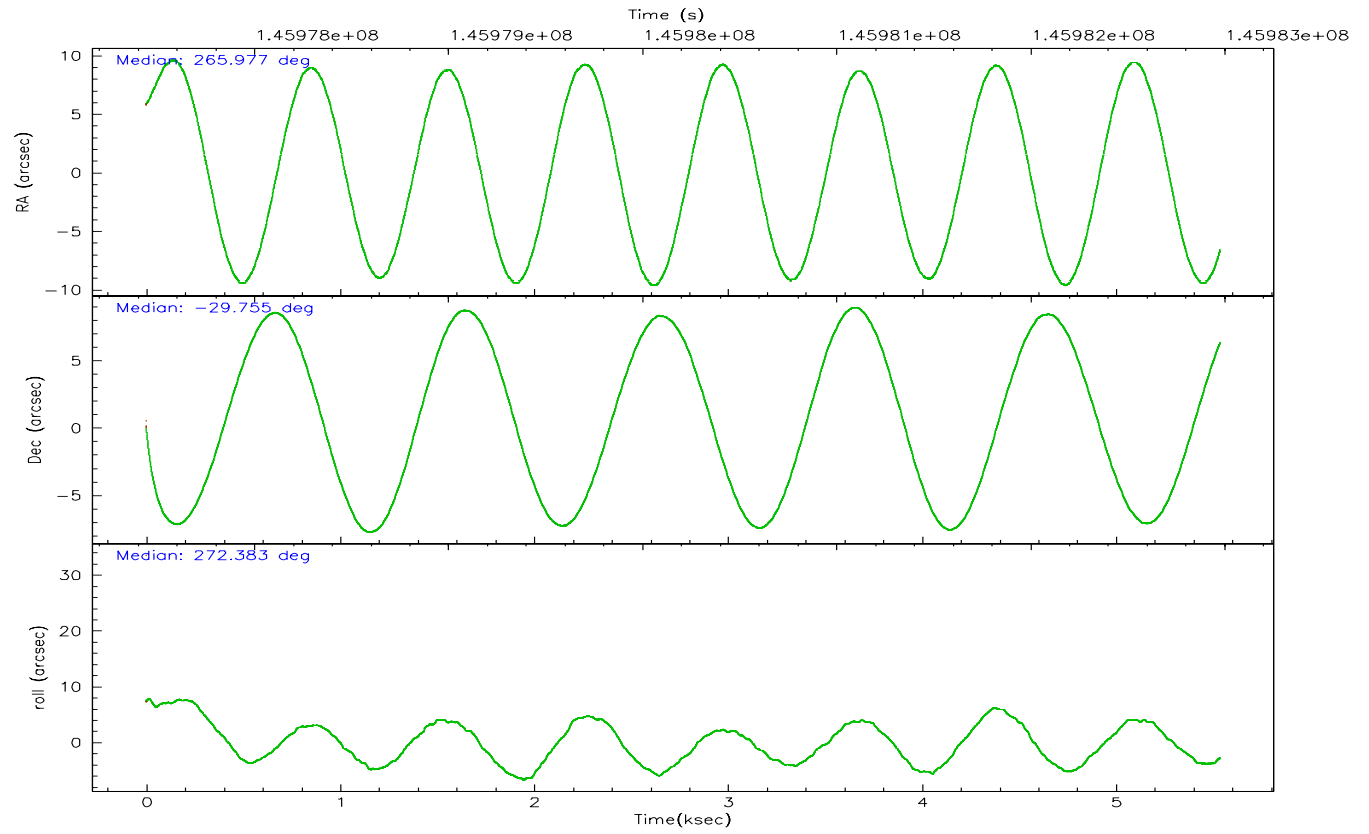
	ccd 7
grade 0 events	2487
	9%
grade 1 events	87
	0%
grade 2 events	4505
	16%
grade 3 events	1979
	7%
grade 4 events	1965
	7%
grade 5 events	1204
	4%
grade 6 events	9807
	36%
grade 7 events	4734
	17%

2.2 Compared Parameters

Parameter	Planned	Actual	Parameter	Planned	Actual
Instrument	ACIS	ACIS	Obspar format version number	6	6
Detector	ACIS-7	ACIS-7	Obspar file type	PREDICTED	ACTUAL
Grating	NONE	NONE	Obspar update status	NONE	UPDATED
Data mode	FAINT	FAINT	Number of optional ACIS chips dropped	0	0
Observation mode	POINTING	POINTING	On-chip summing requested	N	N
Pointing RA	265.959684	265.9768771515178	Subarray requested	CUSTOM	1/8
Pointing Dec	-29.732004	-29.75490975938543	Subarray start row	115	115
Pointing Roll	272.226871	272.3920437543179	Subarray row count	128	128
SIM focus pos (mm)	-0.684267	-0.6828225247311905	Alternating exposures requested	N	N
SIM defocus (mm)	0	0.001444936568705701	Primary exposure time	0.000000	0.4
SIM translation stage pos (mm)	-182.132523	-182.1344861297048			
SIM translation stage offset (mm)	-8	-7.998036453302973			
Observation start time	145977951.184000	145976825.56535			
Observation start date	2002-08-17T13:24:47	2002-08-17T13:07:05			
Observation end time	145982976.184000	145983290.75311			
Observation end date	2002-08-17T14:48:32	2002-08-17T14:54:50			
Read mode	TIMED	TIMED			

2.3 Aspect



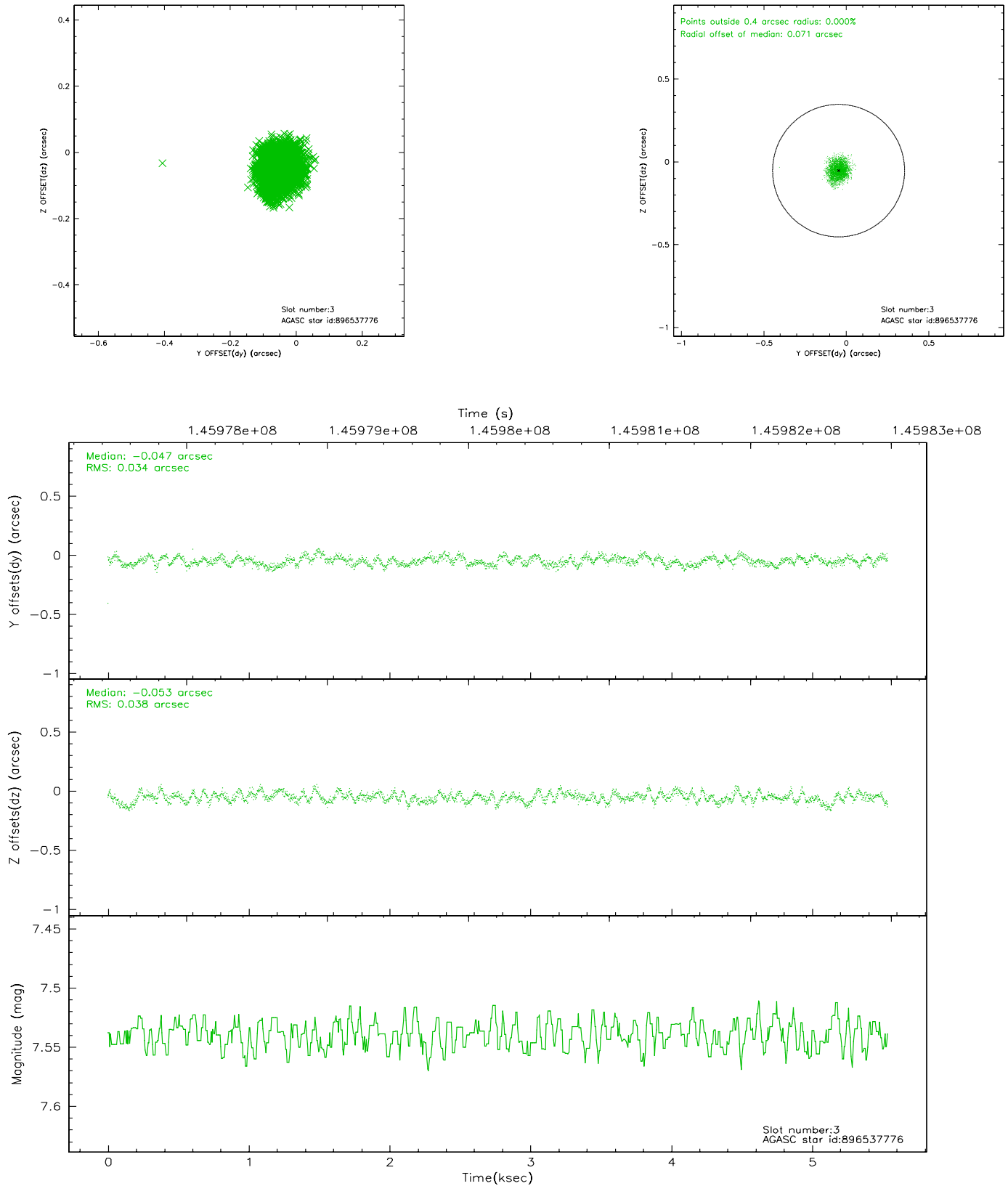


Slot Statistics

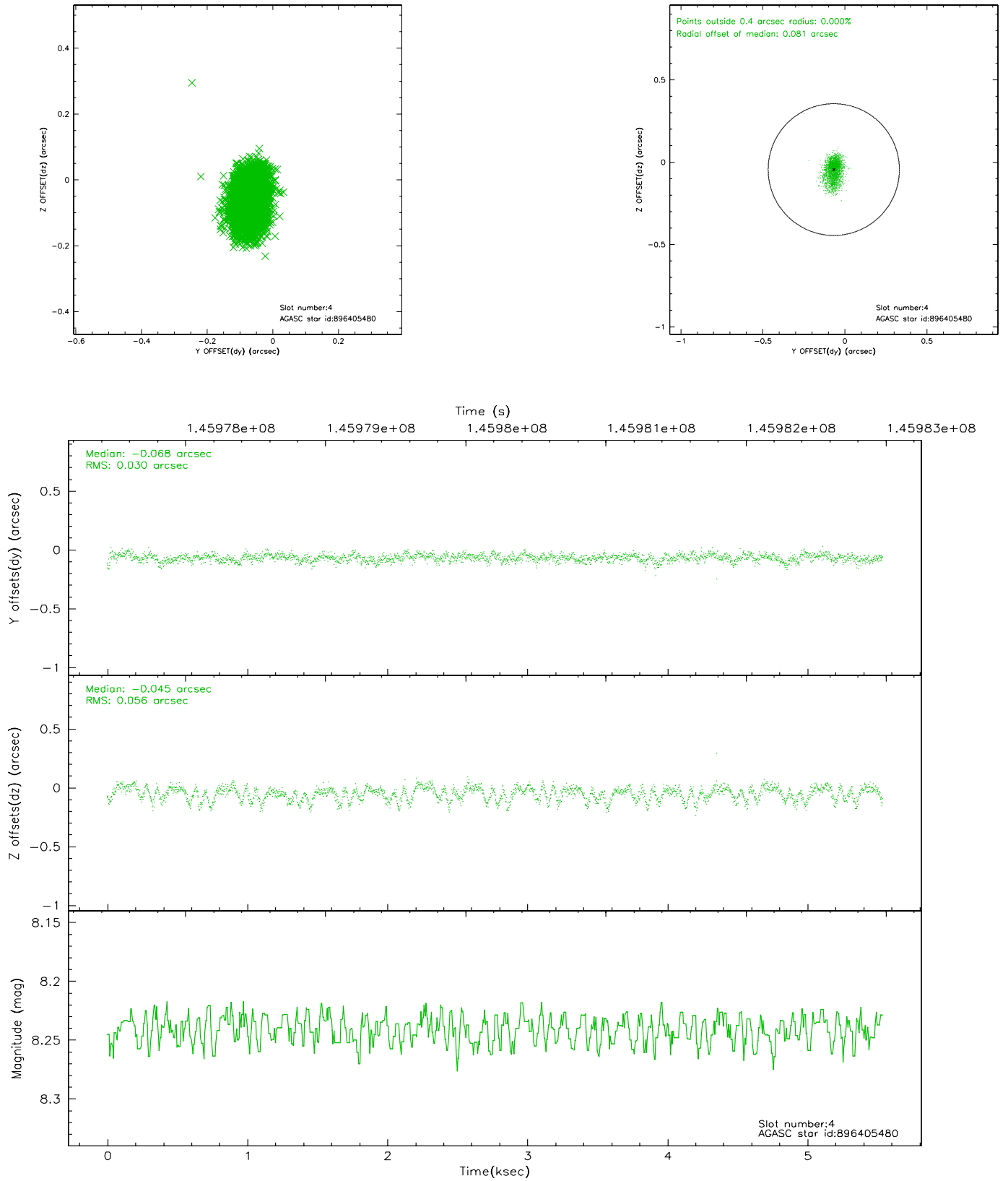
slot	status	id	mag	n_pts	med_dy	med_dz	dr1	dr2	ra	dec	mean_y	mean_z
0	FID	ACIS-S-2	7.10	1351	-0.031	-0.086	0.007	0.011	0.000000	0.000000	-754.60	-1892.43
1	FID	ACIS-S-4	7.18	1352	0.012	0.038	0.005	0.010	0.000000	0.000000	2158.25	14.89
2	FID	ACIS-S-5	7.23	1351	-0.012	0.056	0.007	0.011	0.000000	0.000000	-1806.00	9.86
3	GUIDE	896537776	7.54	2703	-0.047	-0.053	0.055	0.087	266.655684	-29.665673	-146.58	2184.29
4	GUIDE	896405480	8.24	2701	-0.068	-0.045	0.066	0.115	265.220460	-29.599691	-557.02	-2293.45
5	GUIDE	966918832	8.72	2701	0.156	0.021	0.058	0.095	266.278876	-30.183148	1663.95	928.65
6	GUIDE	966787648	8.89	2702	0.115	-0.057	0.070	0.115	265.297931	-30.077843	1172.26	-2108.32
7	GUIDE	896534128	8.71	2702	-0.158	0.139	0.073	0.121	266.503837	-29.080853	-2270.63	1800.56

2.4 Star Slots

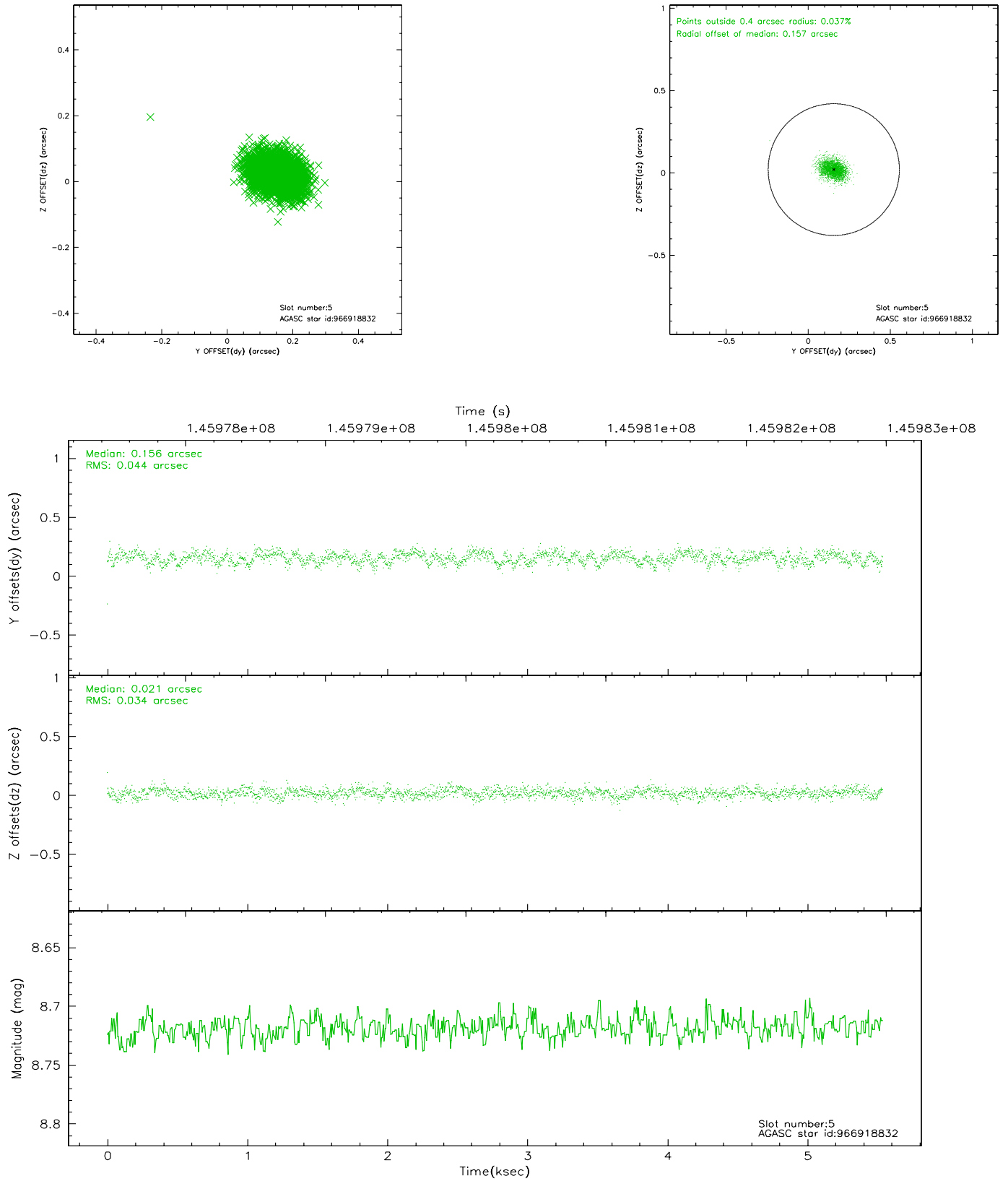
2.4.1 Slot 3



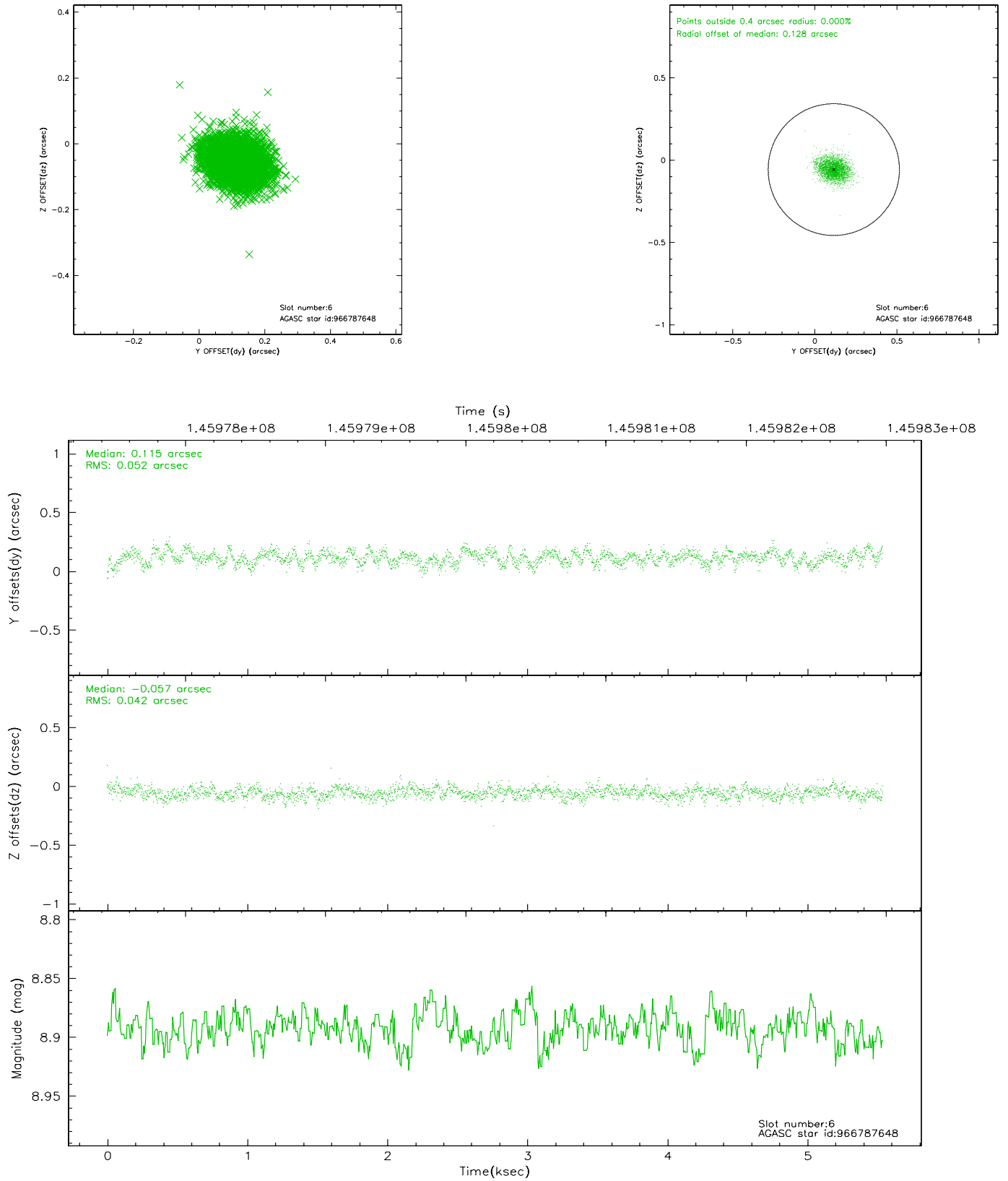
2.4.2 Slot 4



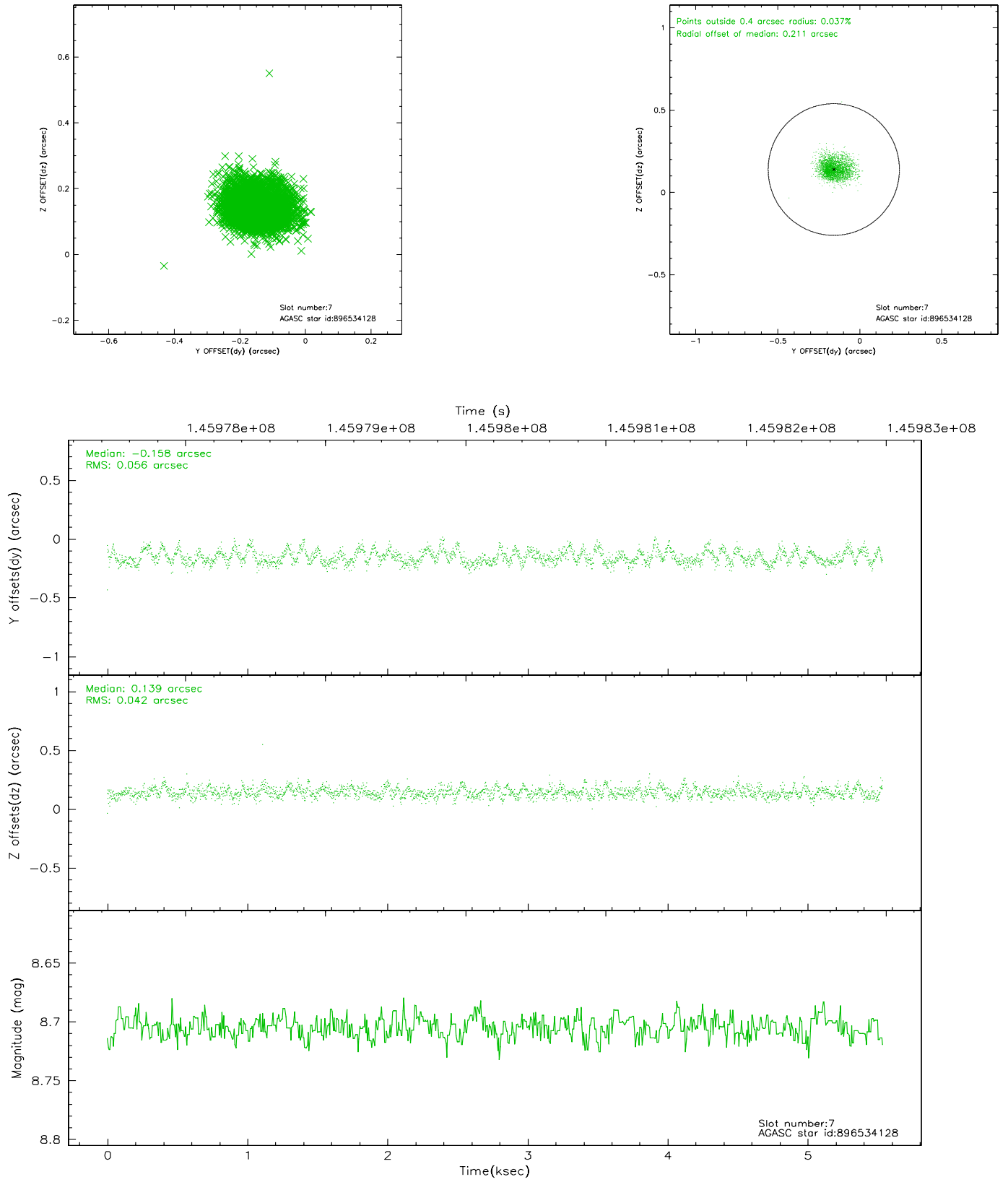
2.4.3 Slot 5



2.4.4 Slot 6

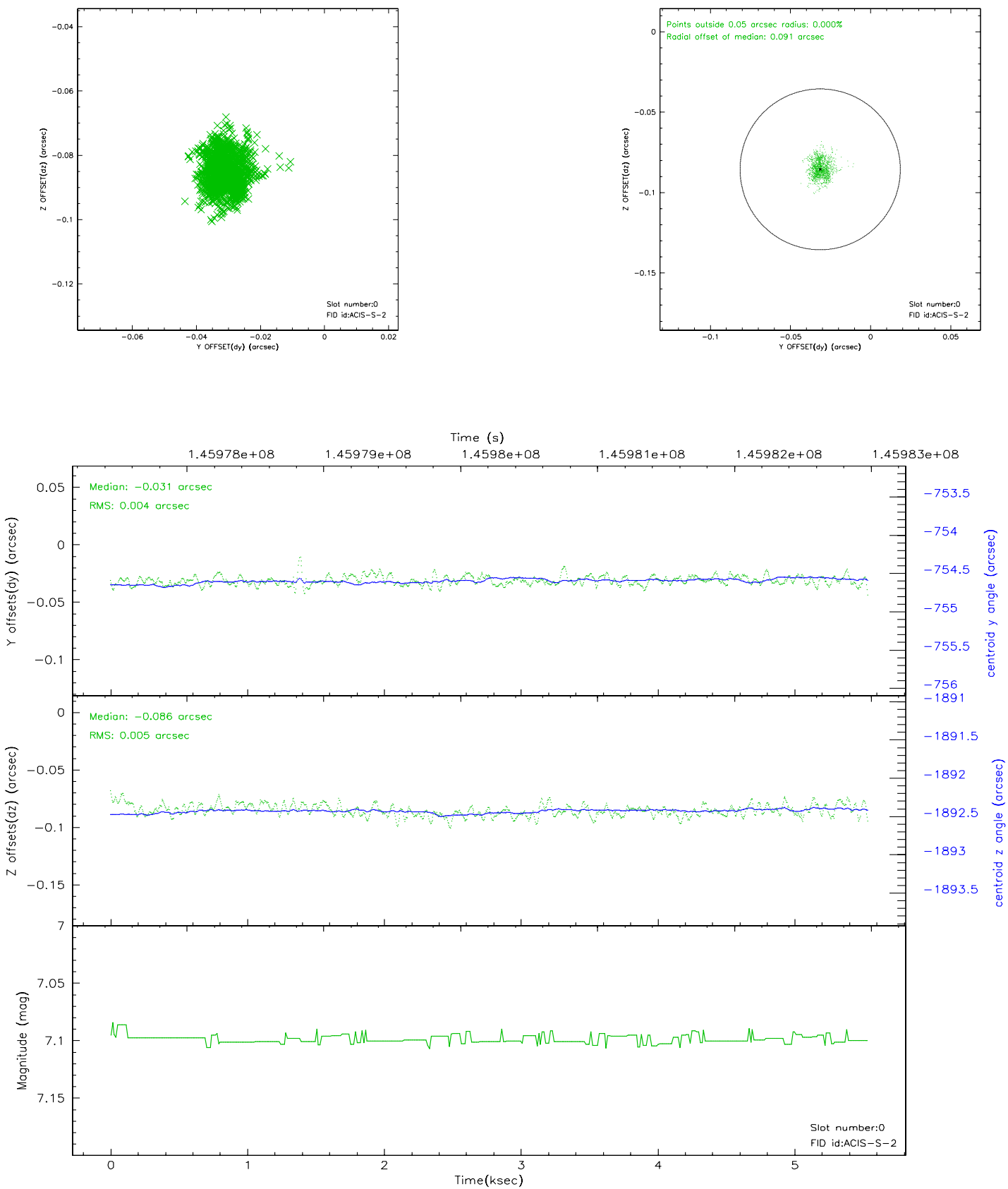


2.4.5 Slot 7

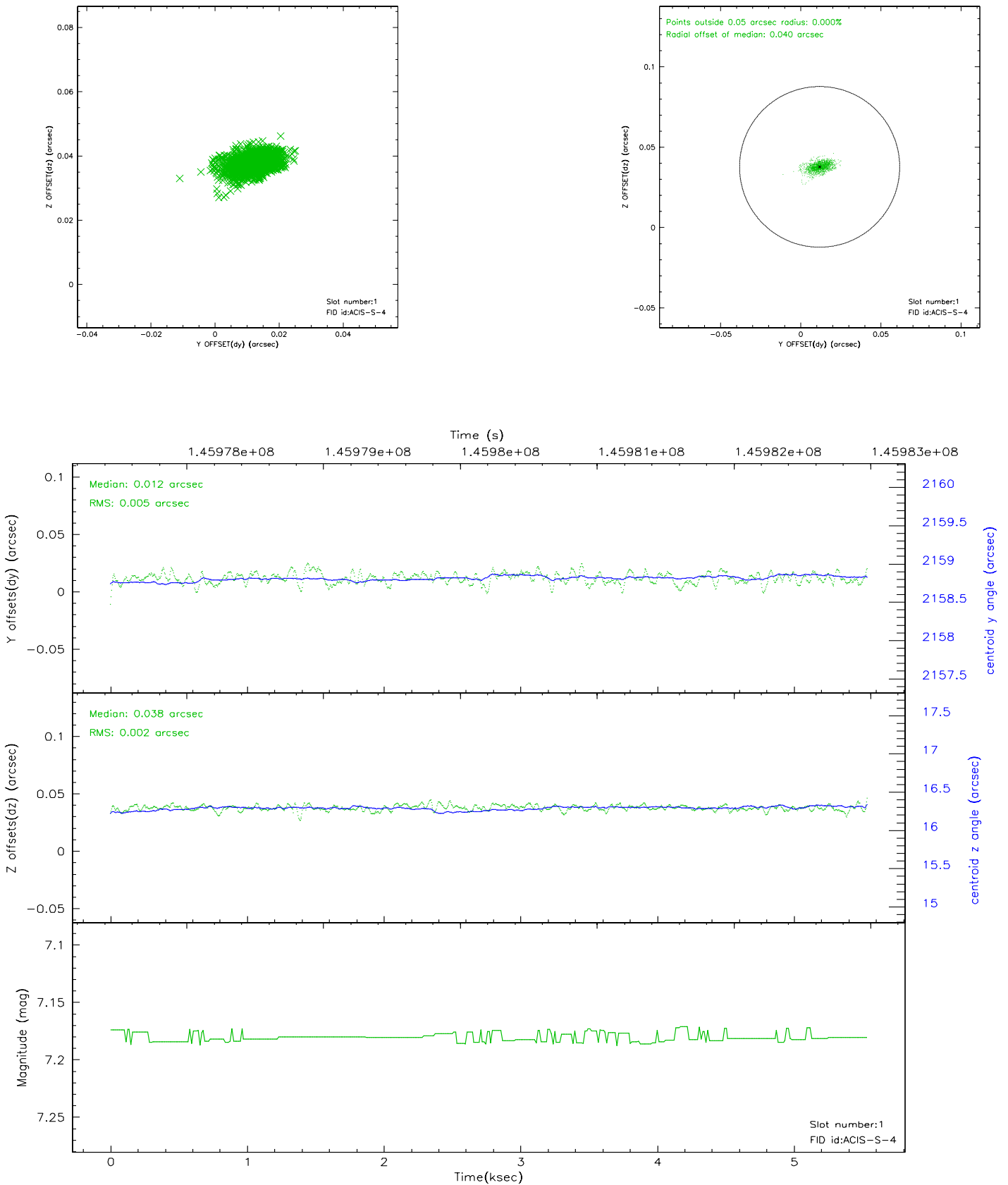


2.5 FID Slots

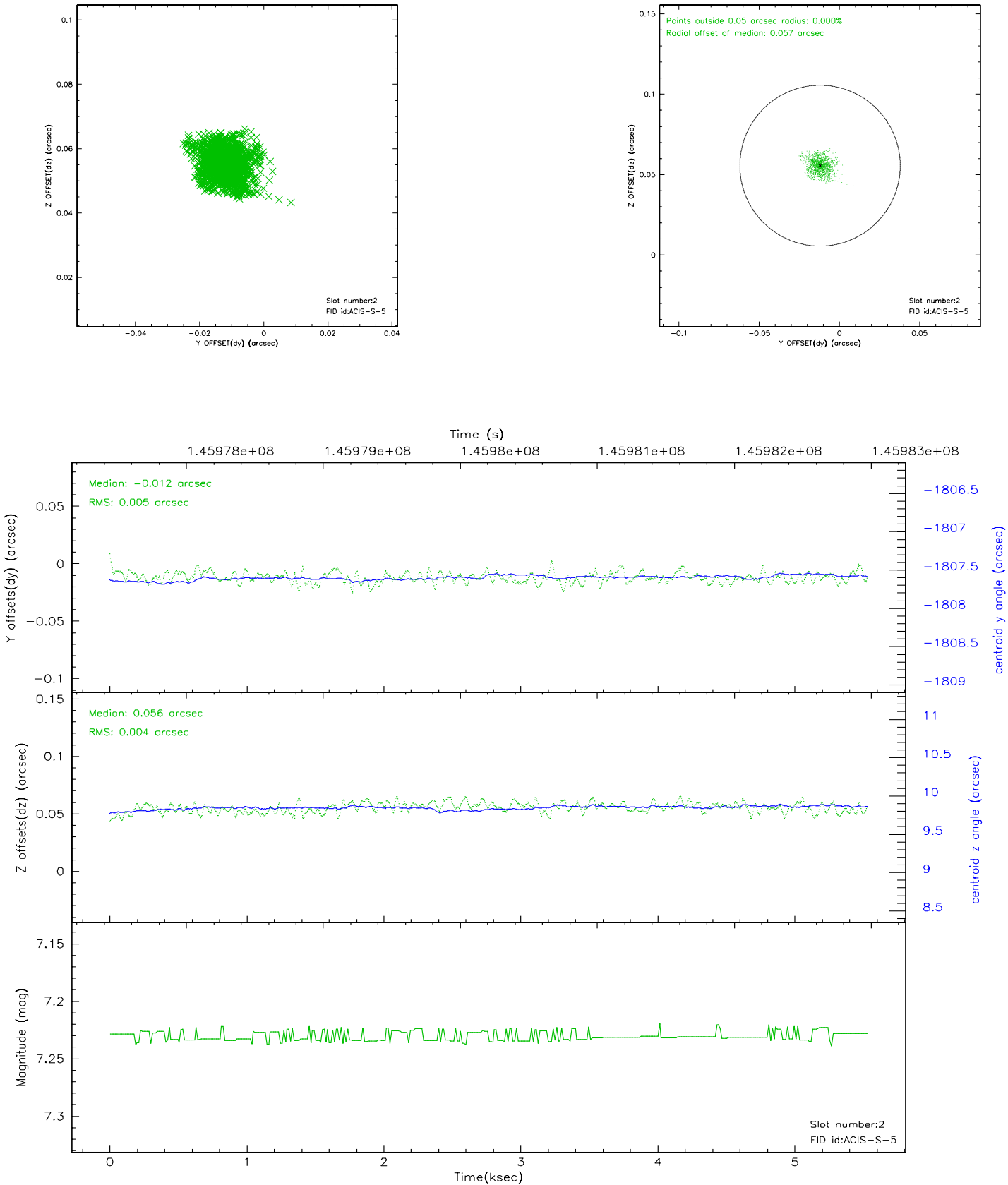
2.5.1 Slot 0



2.5.2 Slot 1



2.5.3 Slot 2



3 Point Sources

A Summary

A.1 Status

V&V Scientist	Jen Lauer
V&V Date (YYYY-MM-DD)	2006.09.28
V&V Edition	1
V&V Disposition and Status	OK
V&V Charge Time	5.538

A.2 Comments

Monitor constraint met.