

V&V Reference Report

L2 ASCDS Version : 8.1.2

Observation 1081 - L2 Version 3

Chandra X-Ray Center


L2 Processing Date : Dec 16 2009

Contents

1	Front	2
2	OBI	3
2.1	OBI	3
2.1.1	Images	3
2.1.2	Bias	3
2.1.3	Parameters	4
2.1.4	Events	4
2.2	Compared Parameters	5
2.3	Aspect	6
2.4	Star Slots	9
2.4.1	Slot 3	9
2.4.2	Slot 4	10
2.4.3	Slot 5	11
2.4.4	Slot 6	12
2.4.5	Slot 7	13
2.5	FID Slots	14
2.5.1	Slot 0	14
2.5.2	Slot 1	15
2.5.3	Slot 2	16
3	Point Sources	17
A	Summary	18
A.1	Status	18
A.2	Comments	18

1 Front

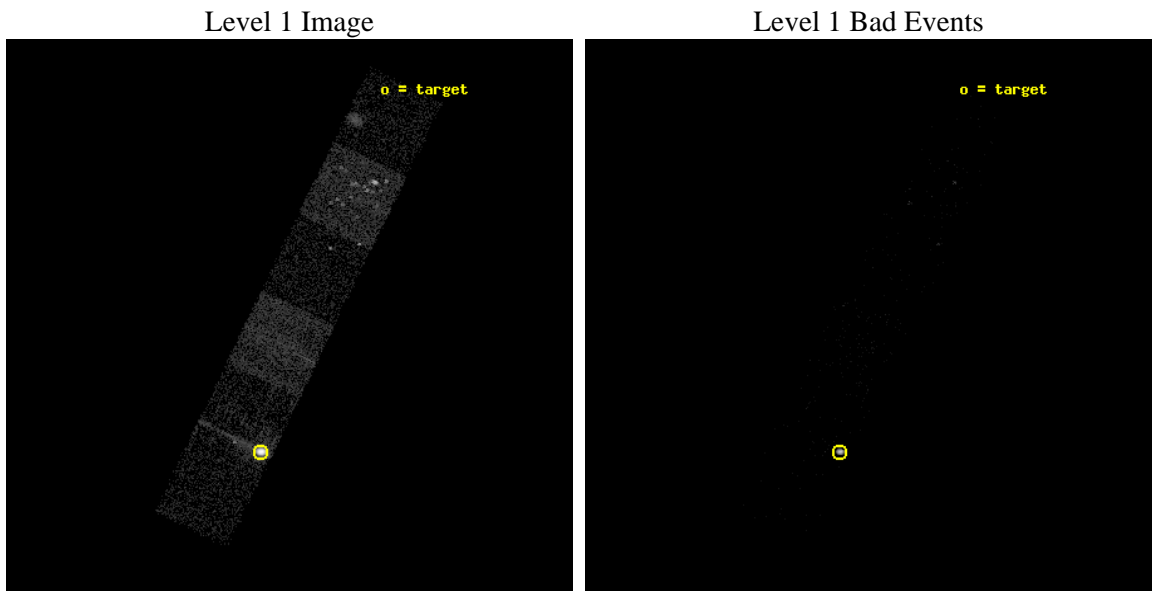
seq_num	480031	Sequence number
obs_id	1081	Observation id
title	 	Proposal title
observer	Dr. CXC Calibration	Principal investigator
object	LMC X-1	Source name
dtcycle	0	
cycle	P	events from which exps? Prim/Second/Both
ra_targ	84.914583	Observer's specified target RA
dec_targ	-69.743611	Observer's specified target Dec
ra_nom	84.77025478015	Nominal RA
dec_nom	-69.521173781405	Nominal Dec
roll_nom	116.11077603822	Nominal Roll
revision	3	Processing version of data
ontime	758.40000070632	Sum of GTIs [s]
livetime	748.79668324372	Livetime [s]
ontime4	758.40000070632	Sum of GTIs [s]
ontime5	758.40000070632	Sum of GTIs [s]
ontime6	758.40000070632	Sum of GTIs [s]
ontime7	758.40000070632	Sum of GTIs [s]
ontime8	758.40000070632	Sum of GTIs [s]
ontime9	758.40000070632	Sum of GTIs [s]
l2events	46608	Number of level 2 events




2 OBI

2.1 OBI

2.1.1 Images



2.1.2 Bias



2.1.3 Parameters

obi_num	0	Obi number	sched_exp_time	1000.000000	Scheduled observation exposure time
ascdsver	8.1.2	ASCDS version number	ontime	758.40000070632	Sum of GTIs [s]
caldsver	4.1.4	 	ontime4	758.40000070632	Sum of GTIs [s]
date	2009-12-16T06:46:55	Date and time of file creation	ontime5	758.40000070632	Sum of GTIs [s]
revision	3	Processing version of data	ontime6	758.40000070632	Sum of GTIs [s]
			ontime7	758.40000070632	Sum of GTIs [s]
			ontime8	758.40000070632	Sum of GTIs [s]
			ontime9	758.40000070632	Sum of GTIs [s]
			l1events	58386	Number of level 1 events

2.1.4 Events

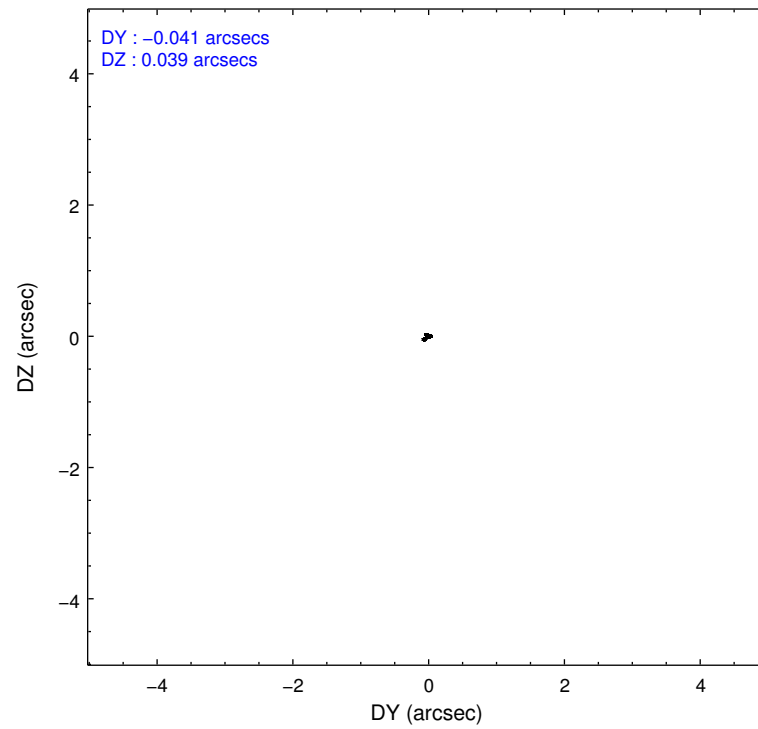
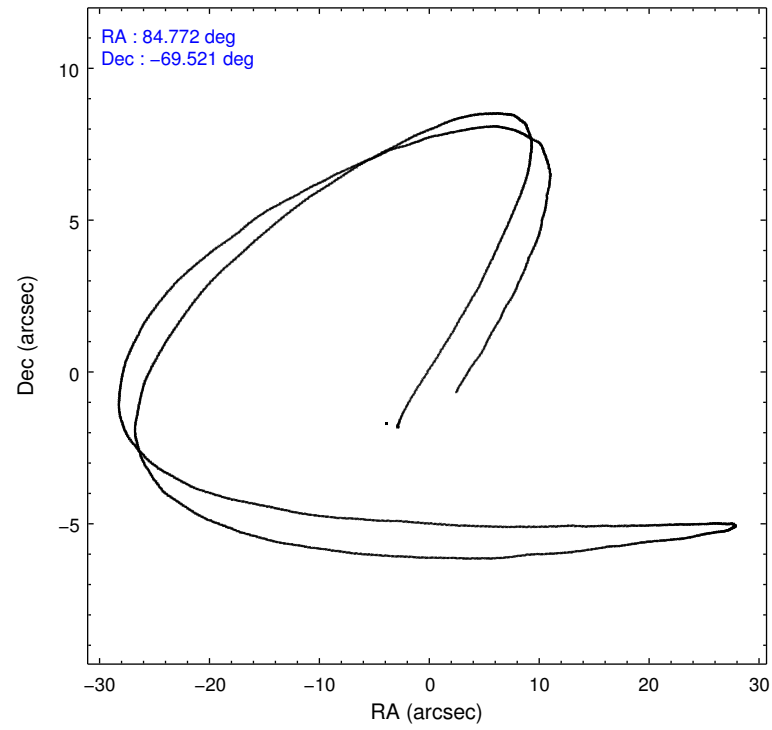
	ccd 4	ccd 5	ccd 6	ccd 7	ccd 8	ccd 9
level 1 events	2068	8981	2046	6401	37061	1829
rejected events	391	693	454	934	4302	449
rejected %	18%	7%	22%	14%	11%	24%

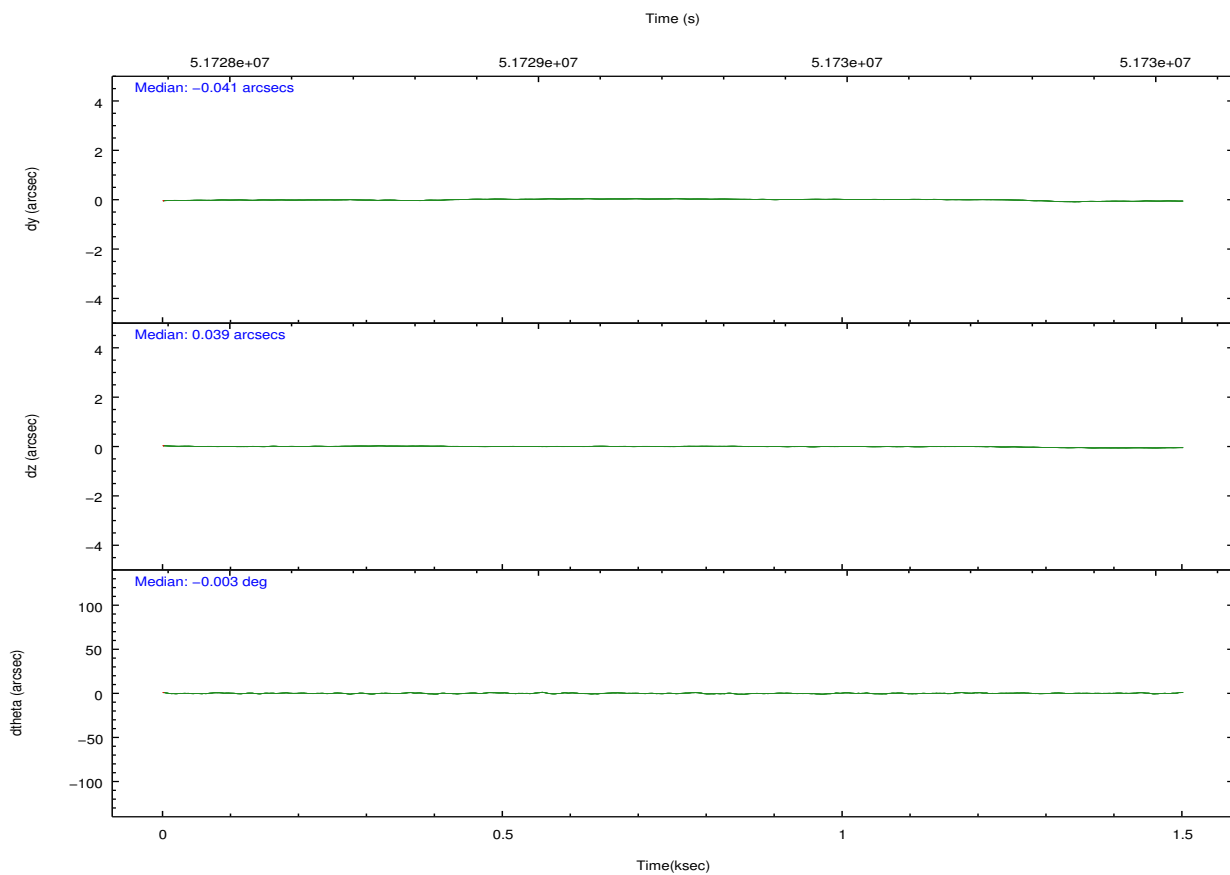
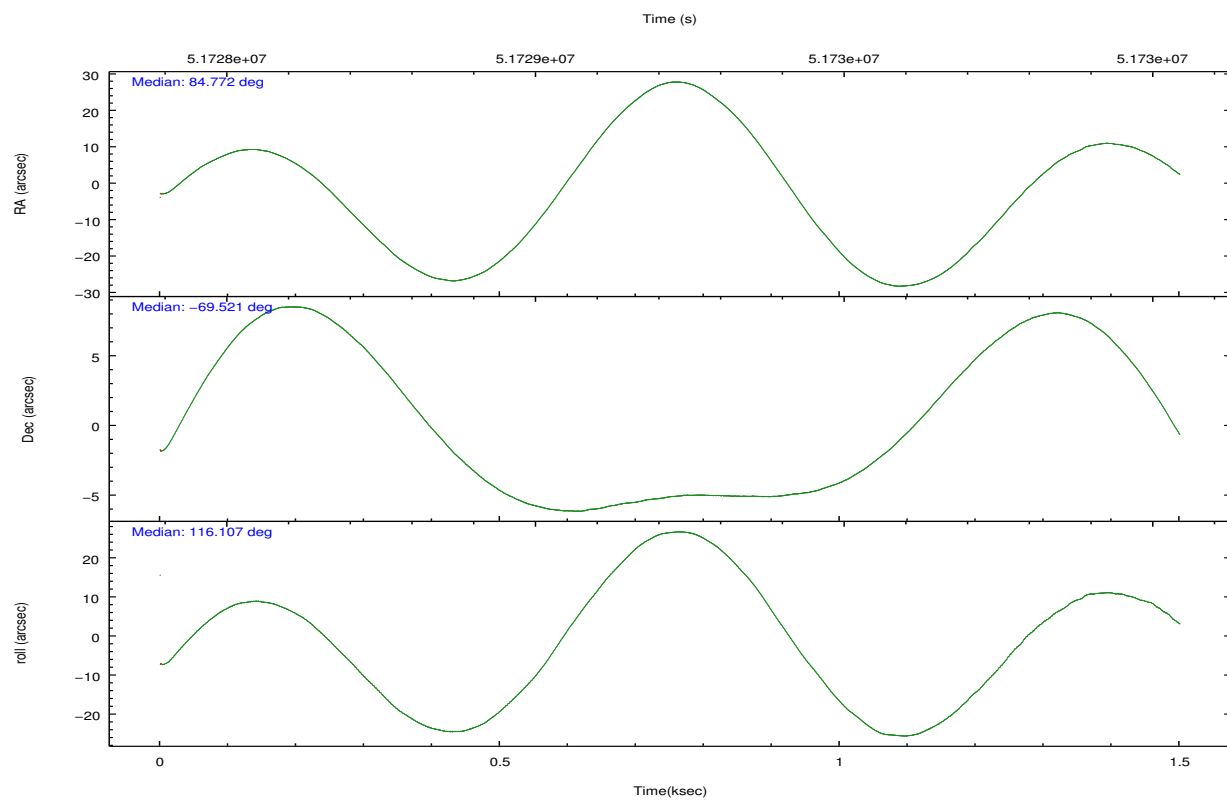
	ccd 4	ccd 5	ccd 6	ccd 7	ccd 8	ccd 9
grade 0 events	713	2503	607	396	23055	458
	34%	27%	29%	6%	62%	25%
grade 1 events	5	55	2	5	2369	2
	0%	0%	0%	0%	6%	0%
grade 2 events	332	1459	318	783	4873	275
	16%	16%	15%	12%	13%	15%
grade 3 events	109	357	93	400	1649	94
	5%	3%	4%	6%	4%	5%
grade 4 events	95	345	104	366	1675	84
	4%	3%	5%	5%	4%	4%
grade 5 events	369	576	441	879	1621	436
	17%	6%	21%	13%	4%	23%
grade 6 events	445	3686	481	3572	1819	480
	21%	41%	23%	55%	4%	26%
grade 7 events	0	0	0	0	0	0
	0%	0%	0%	0%	0%	0%

2.2 Compared Parameters

Parameter	Planned	Actual	Parameter	Planned	Actual
Instrument	ACIS	ACIS	Obspar format version number	6	6
Detector	ACIS-456789	ACIS-456789	Obspar file type	PREDICTED	ACTUAL
Grating	NONE	NONE	Obspar update status	NONE	UPDATED
Data mode	FAINT	FAINT	Number of optional ACIS chips dropped	0	0
Observation mode	POINTING	POINTING	On-chip summing requested	N	N
Pointing RA	84.835055	84.7702547801504	Subarray requested	NONE	NONE
Pointing Dec	-69.537488	-69.52117378140525	Alternating exposures requested	N	N
Pointing Roll	116.014855	116.1107760382177	Primary exposure time	0.000000	3.2
SIM focus pos (mm)	-0.684267	-0.865731118321573			
SIM defocus (mm)	0	-0.1814636570216768			
SIM translation stage pos (mm)	-190.132523	-190.1199515274594			
SIM translation stage offset (mm)	0	-0.012571055548392			
Observation start time	51728969.184000	51728295.845958			
Observation start date	1999-08-22T17:08:25	1999-08-22T16:58:15			
Observation end time	51729969.184000	51730096.258523			
Observation end date	1999-08-22T17:25:05	1999-08-22T17:28:16			
Read mode	TIMED	TIMED			

2.3 Aspect



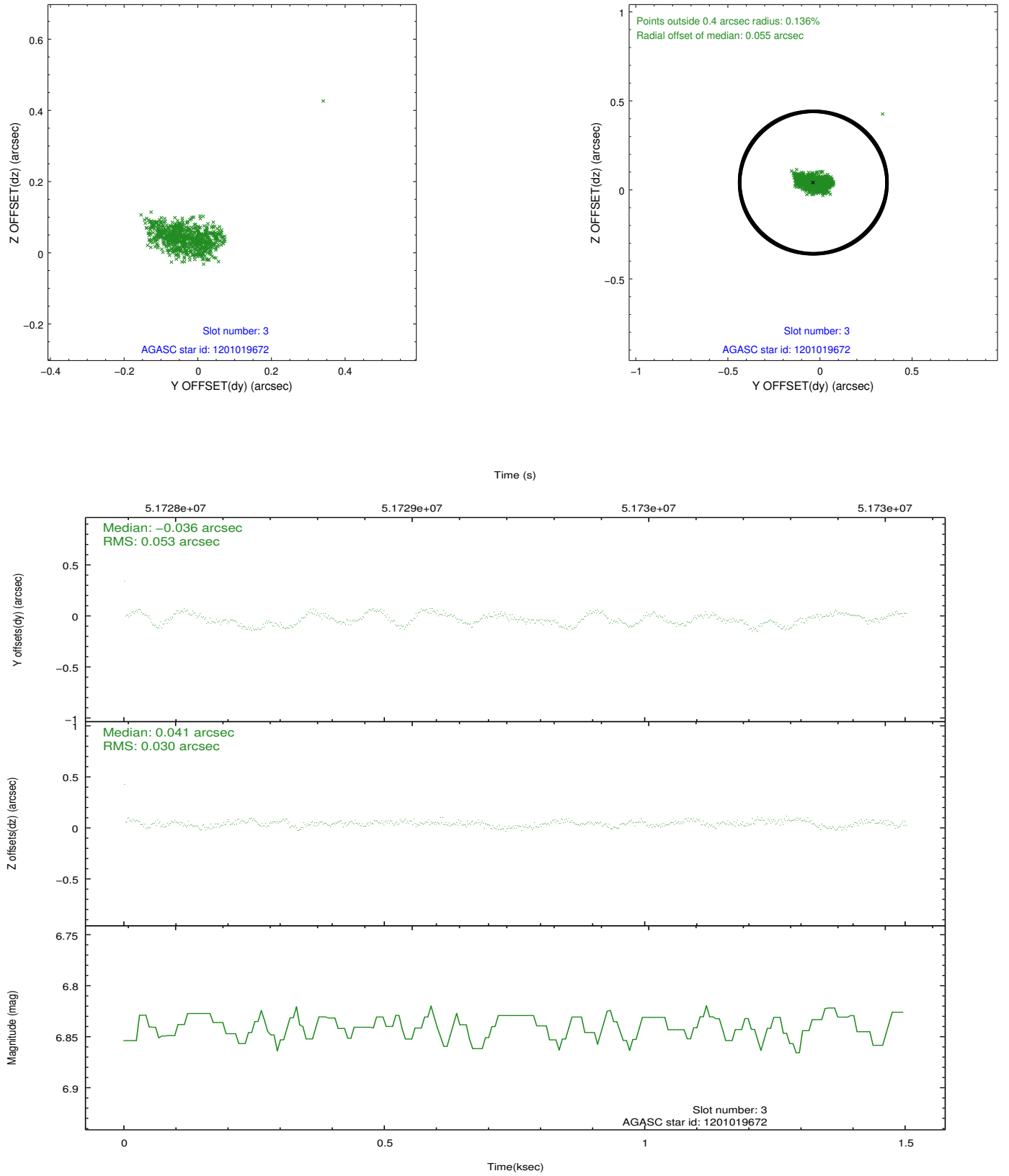


Slot Statistics

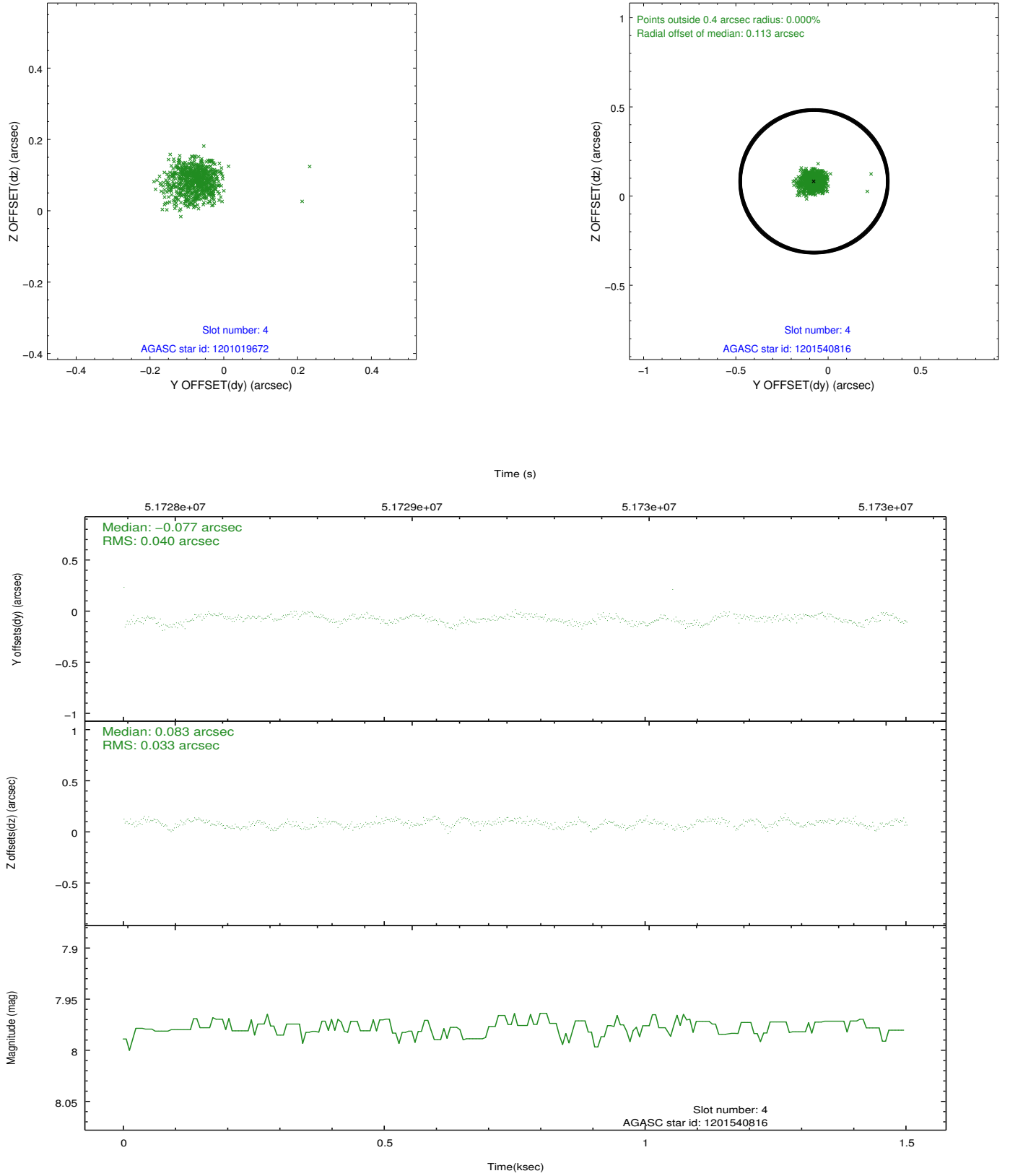
slot	status	id	mag	n_pts	med_dy	med_dz	dr1	dr2	ra	dec	mean_y	mean_z
0	FID	ACIS-S-2	7.12	733	-0.030	-0.026	0.006	0.010	0.000000	0.000000	-752.56	-1721.40
1	FID	ACIS-S-4	7.22	733	0.137	0.021	0.005	0.010	0.000000	0.000000	2159.91	184.85
2	FID	ACIS-S-5	7.25	733	-0.138	0.013	0.006	0.010	0.000000	0.000000	-1802.71	181.01
3	GUIDE	1201019672	6.84	733	-0.036	0.041	0.063	0.097	85.312192	-68.770187	2206.00	-1767.68
4	GUIDE	1201540816	7.98	728	-0.077	0.083	0.053	0.083	86.998494	-69.749817	-1910.41	-2066.81
5	GUIDE	1201407840	7.98	733	-0.027	-0.102	0.081	0.130	83.696303	-70.172201	-1459.72	2256.08
6	GUIDE	1200886544	9.57	731	0.068	0.052	0.095	0.153	82.995430	-69.160893	2216.13	1542.91
7	GUIDE	1201540776	9.60	730	0.069	-0.076	0.077	0.135	85.107945	-69.858480	-1186.05	206.72

2.4 Star Slots

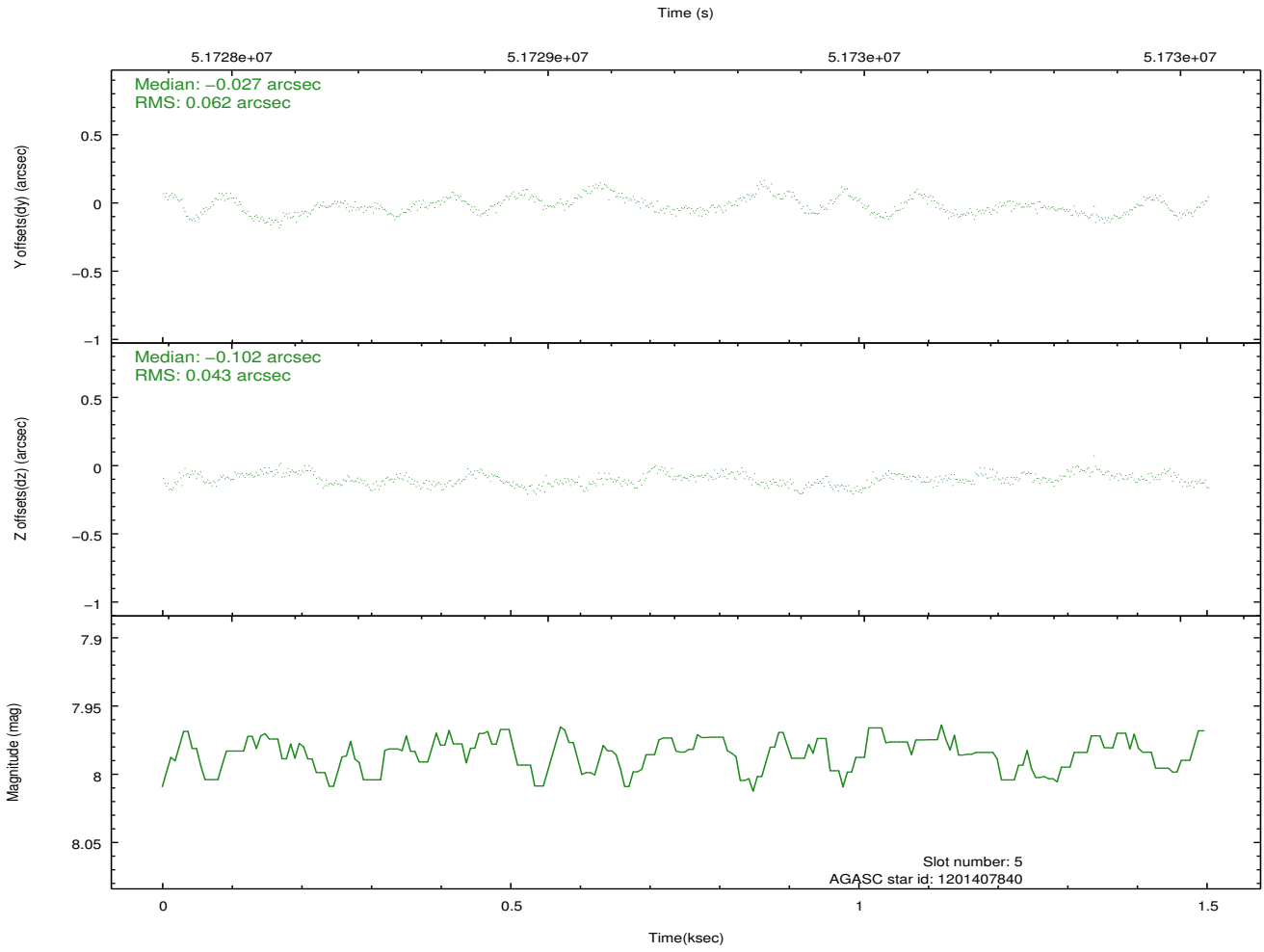
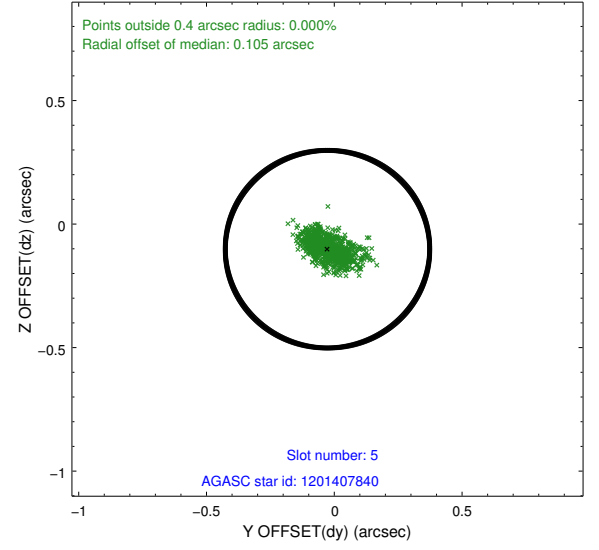
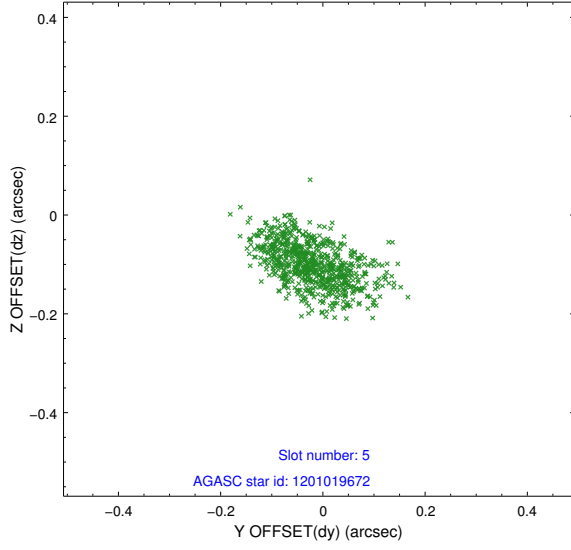
2.4.1 Slot 3



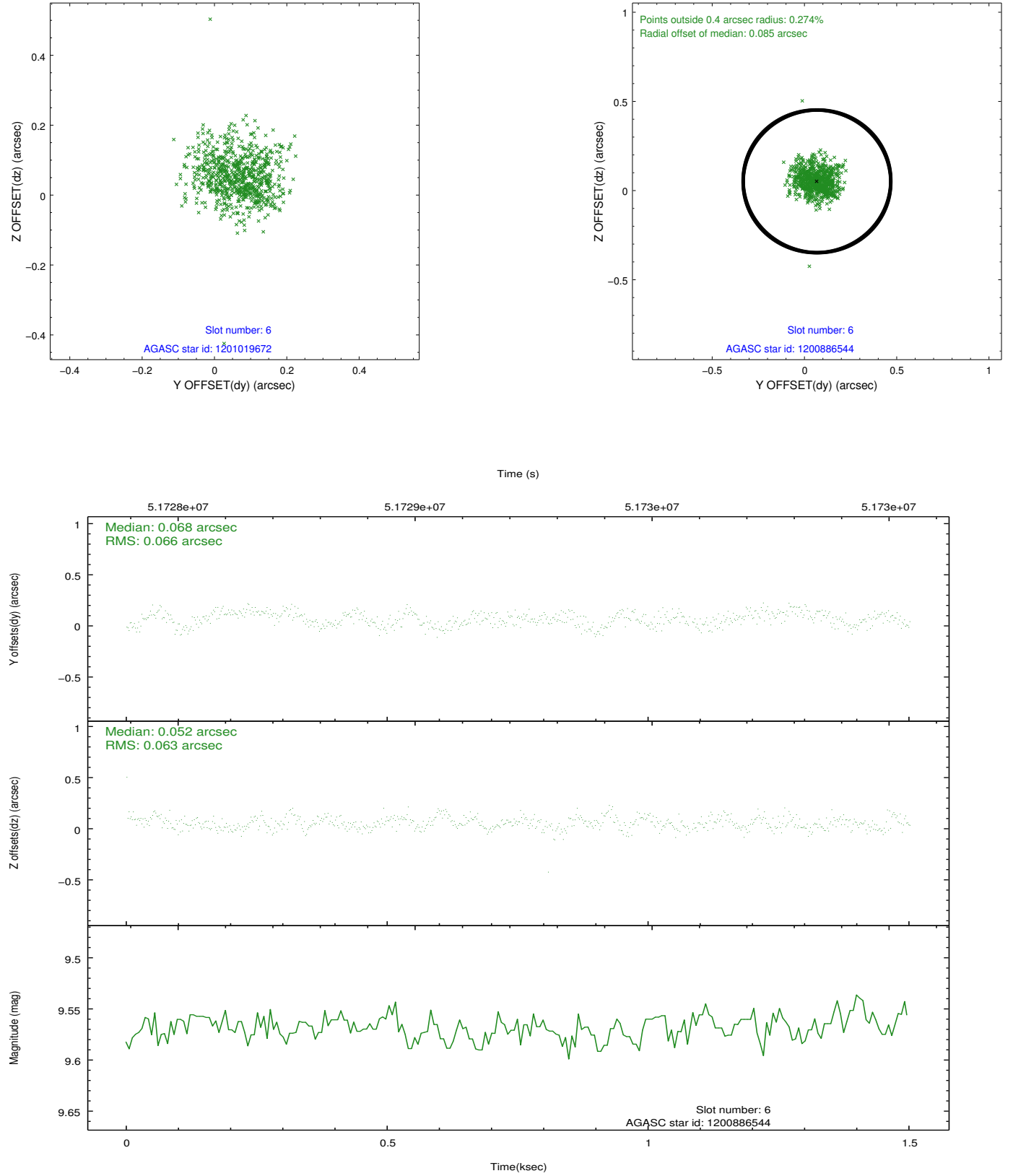
2.4.2 Slot 4



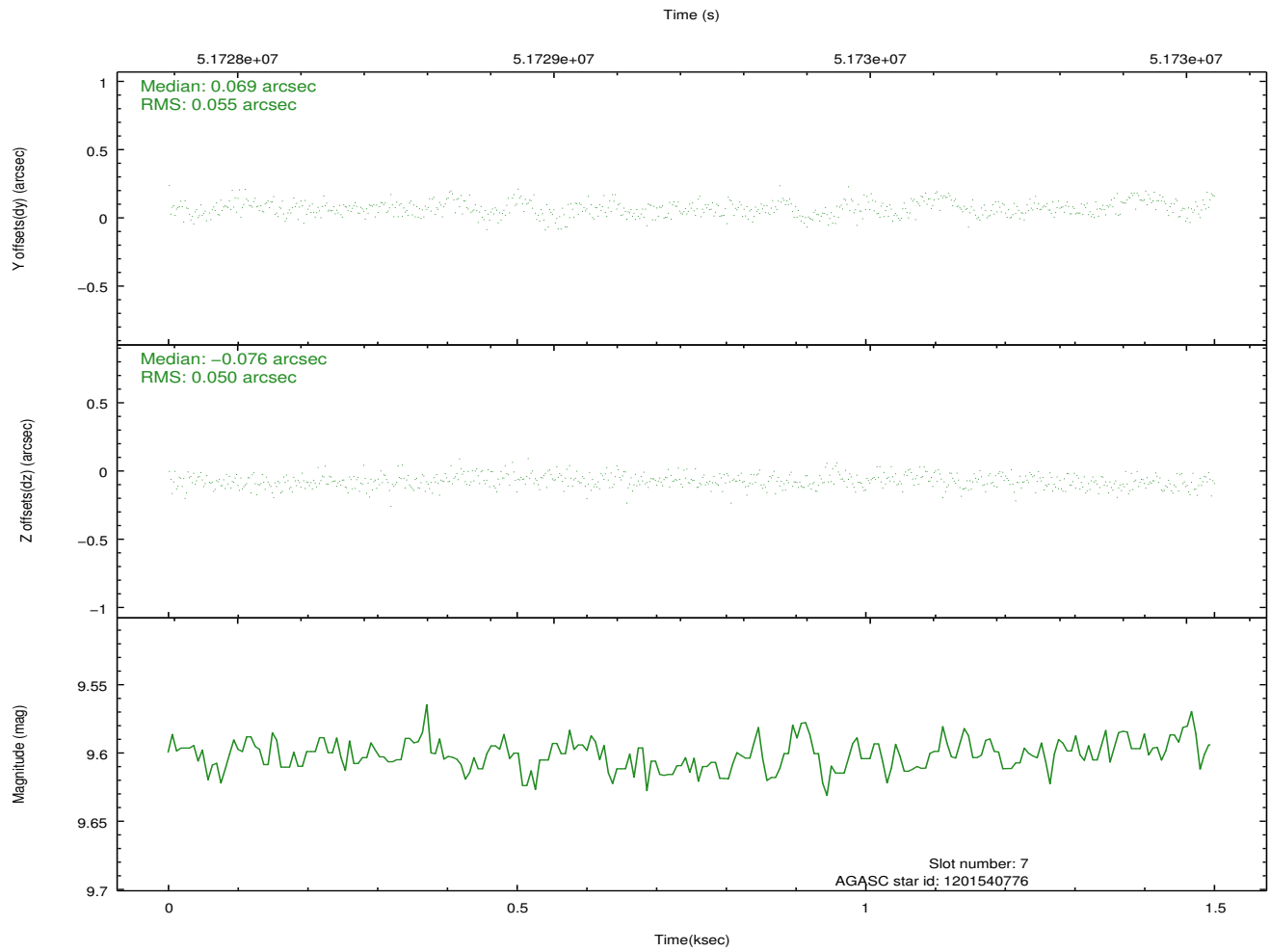
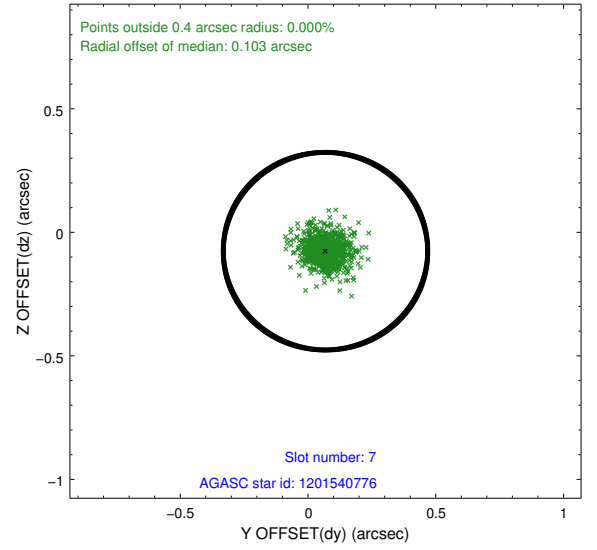
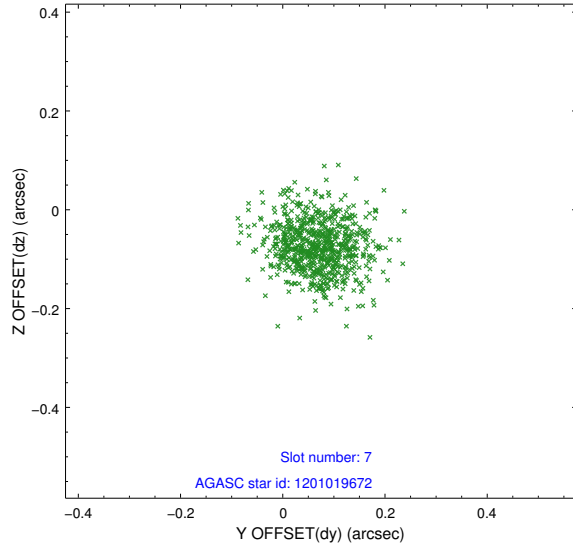
2.4.3 Slot 5



2.4.4 Slot 6

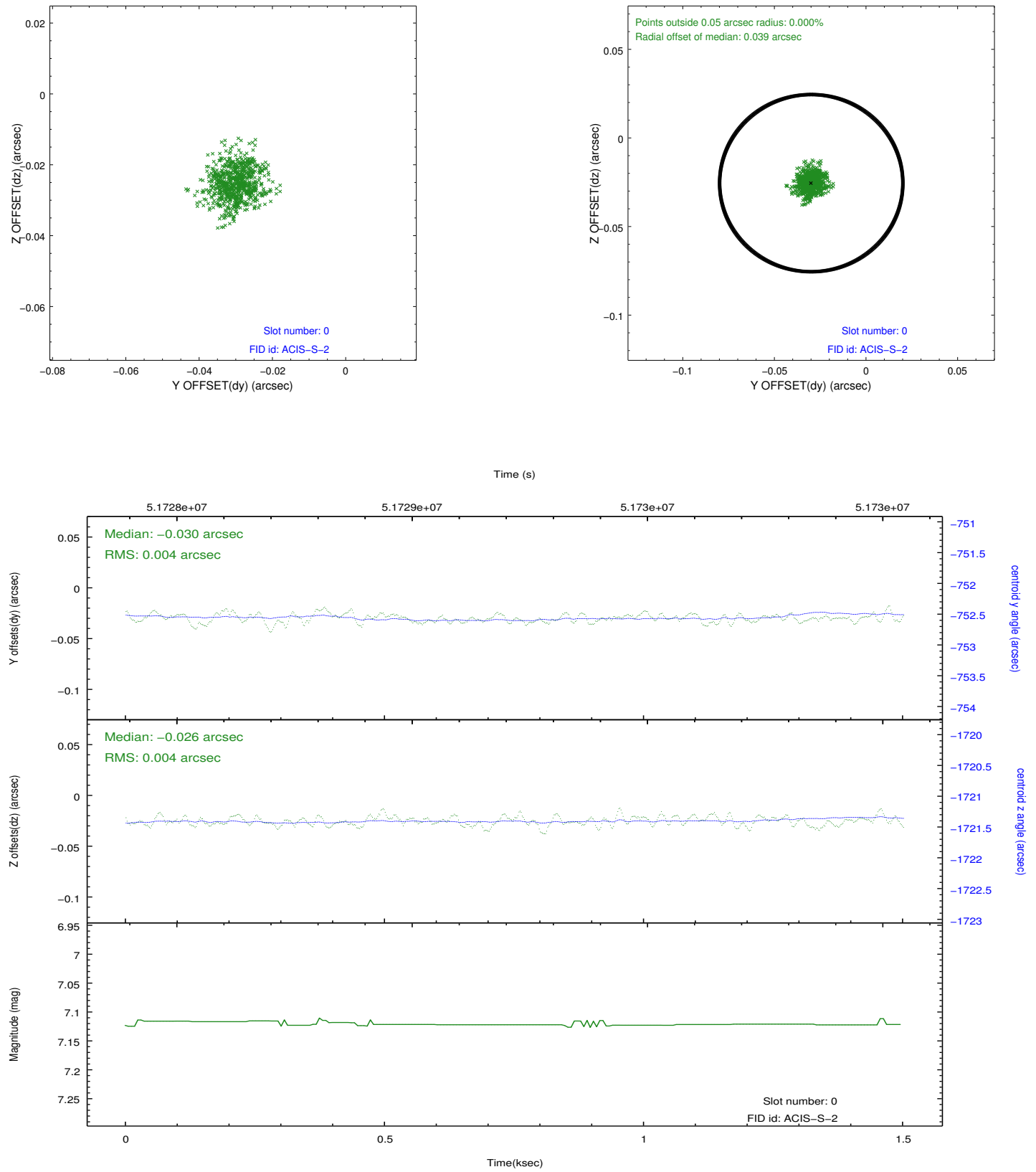


2.4.5 Slot 7

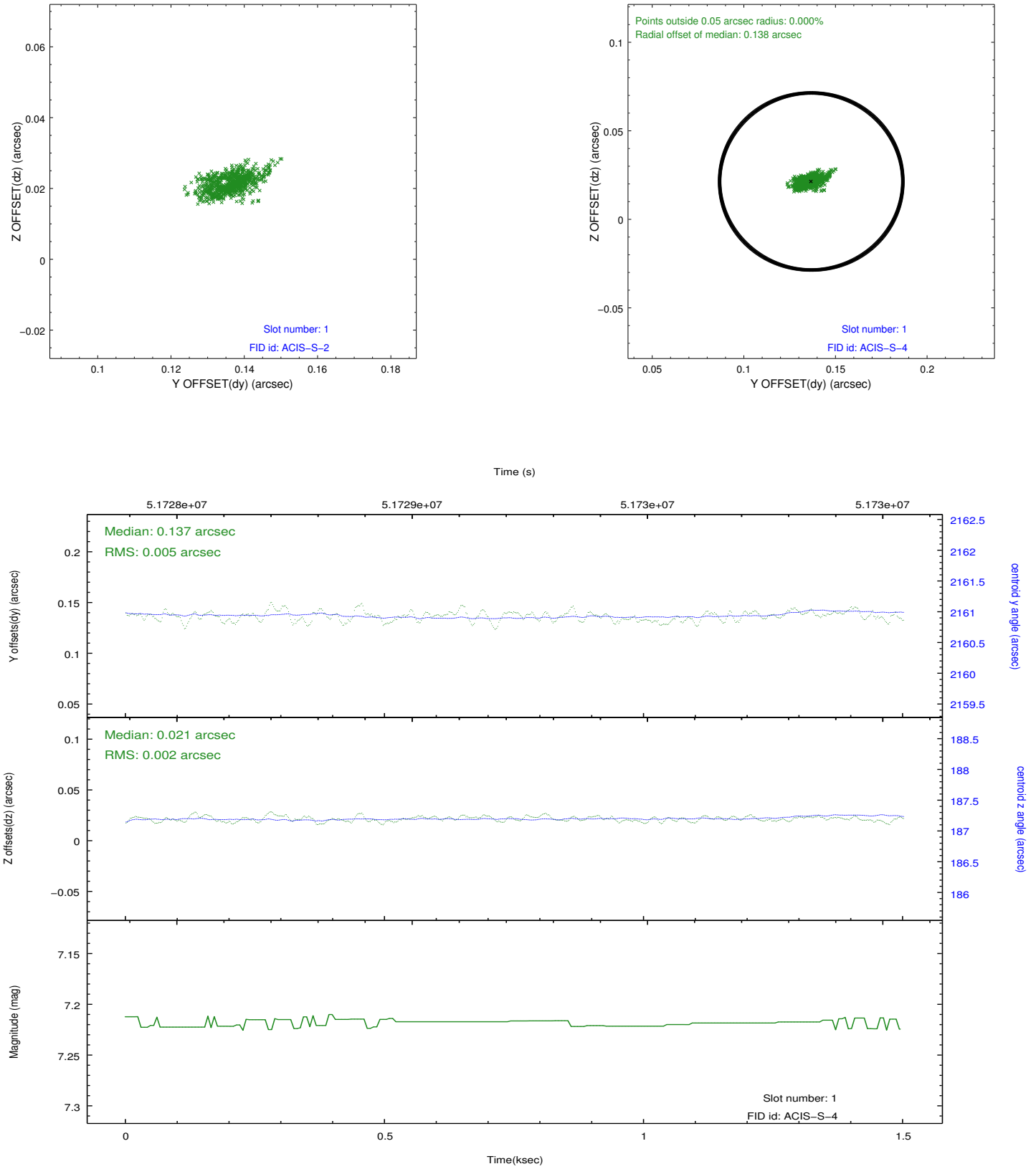


2.5 FID Slots

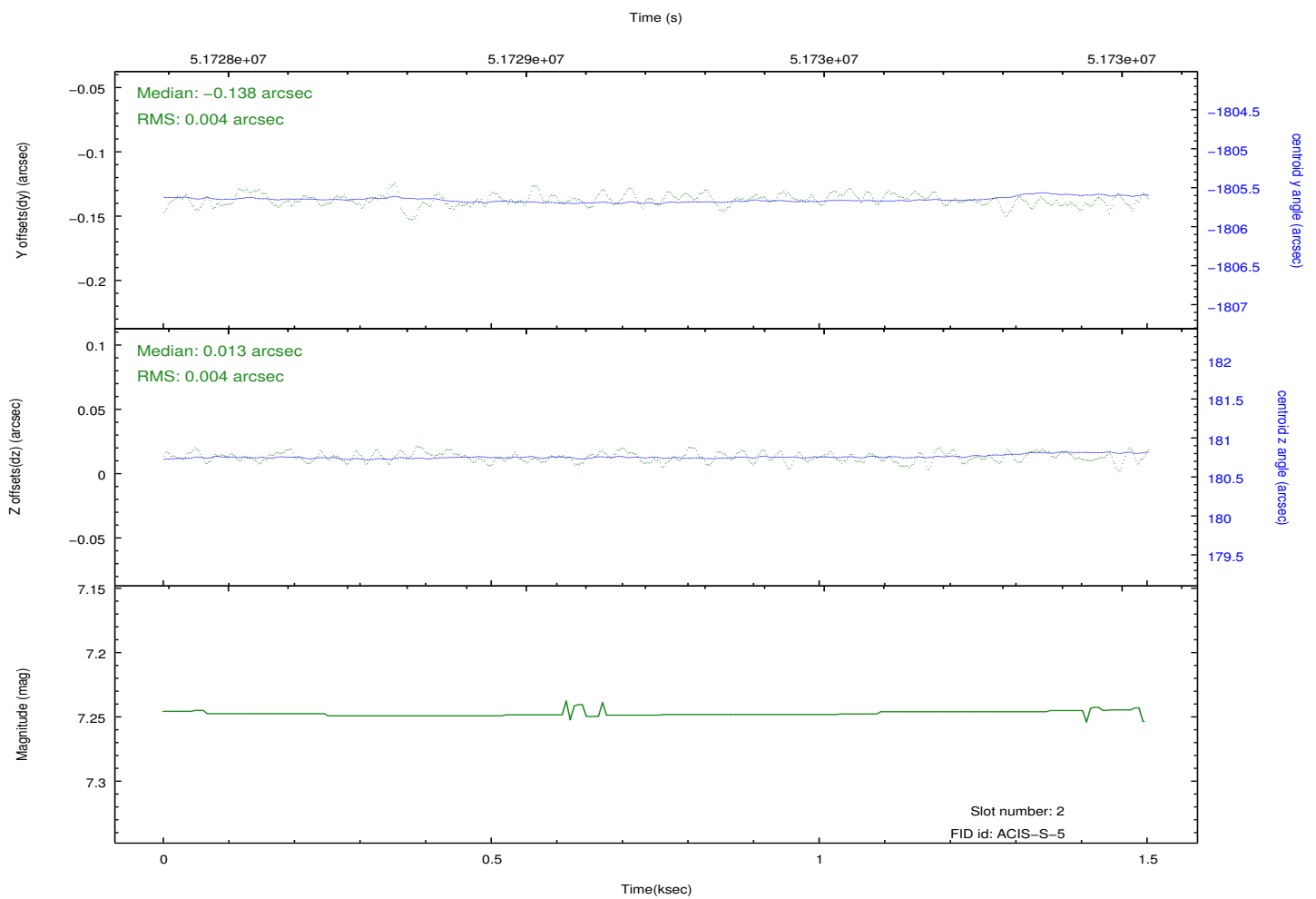
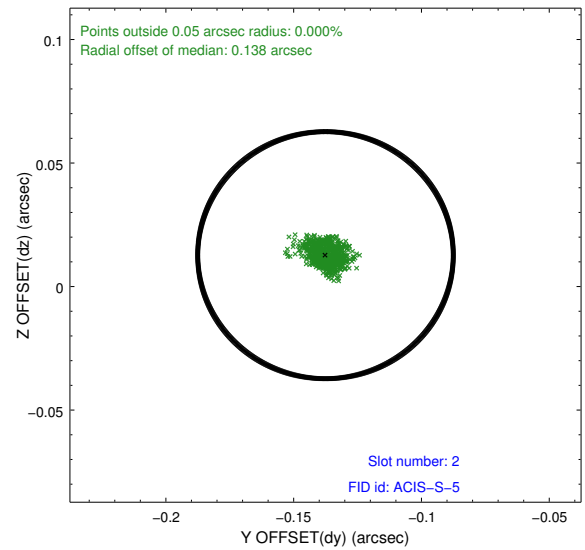
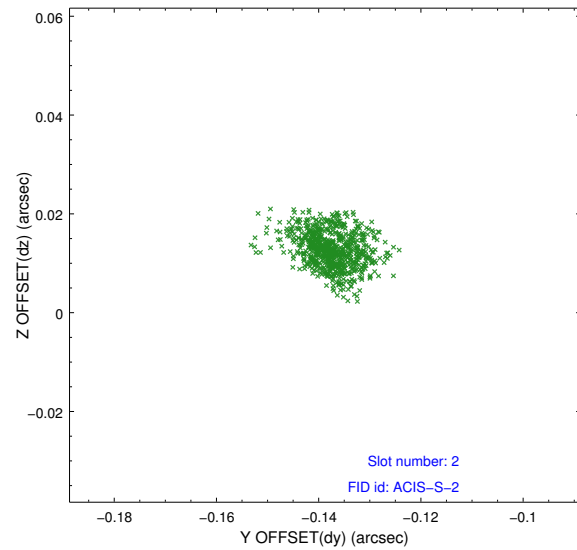
2.5.1 Slot 0



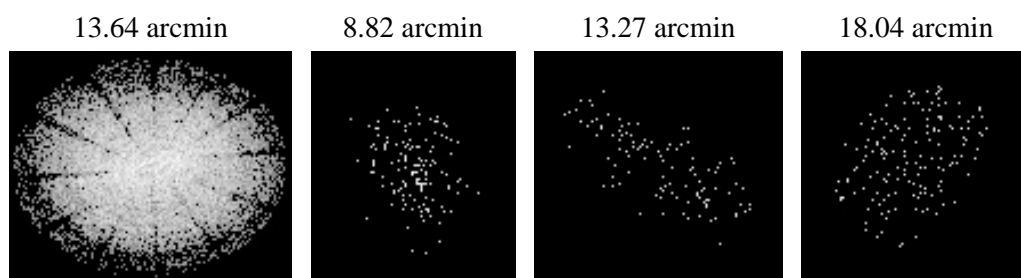
2.5.2 Slot 1



2.5.3 Slot 2



3 Point Sources



A Summary

A.1 Status

V&V Scientist	Joy Nichols
V&V Date (YYYY-MM-DD)	2010.07.27
V&V Edition	1
V&V Disposition and Status	OK
V&V Charge Time	0.761

A.2 Comments

Target is very off-axis on S4.

===

Charge time for this ObsId remains at previous value of 0.761 ksec, although with the current processing the charge time would have been 0.758 ksec.

==

The focal plane temperature is approximately -100 C during this observation. This reprocessing of the data applies no CTI correction because none is available for this temperature at present.

The ACIS CTI correction has not been calibrated at this temperature, because it was early in the mission, and ACIS had not yet been lowered to the standard -119.7 C. Both front and back illuminated chips are affected. However a T_GAIN correction has been applied to the BI chips (ACIS-5 and ACIS-7) data included here.

The ACIS spectral response calibration is less accurate at these warmer temperatures than it is at -119.7 C. Users whose science objectives depend on the most accurate spectral response (ie: fitting line-rich spectra) may notice an effect. Users whose science objectives do not depend on the most accurate spectral response should not notice an effect.