

V&V Reference Report

L2 ASCDS Version : 8.4.4

Observation 9748 - L2 Version 2
Chandra X-Ray Center


L2 Processing Date : May 3 2012

Contents

1	Front	2
2	OBI	3
2.1	OBI	3
2.1.1	Images	3
2.1.2	Bias	3
2.1.3	Parameters	4
2.1.4	Events	4
2.2	Compared Parameters	5
2.3	Aspect	6
2.4	Star Slots	9
2.4.1	Slot 2	9
2.4.2	Slot 3	10
2.4.3	Slot 4	11
2.4.4	Slot 5	12
2.4.5	Slot 6	13
2.4.6	Slot 7	14
2.5	FID Slots	15
2.5.1	Slot 0	15
2.5.2	Slot 1	16
A	Summary	17
A.1	Status	17
A.2	Comments	17

1 Front


seq_num	100069	Sequence number
obs_id	9748	Observation id
title	Solar wind charge exchange induced X-rays at Venus during the Messenger flyby	Proposal title
observer	Dr. Konrad Dennerl	Principal investigator
object	Venus	Source name
dtcycle	0	
cycle	P	events from which exps? Prim/Second/Both
ra_targ	168.733292	Observer's specified target RA [deg]
dec_targ	4.922889	Observer's specified target Dec [deg]
ra_nom	171.13668664597	Nominal RA [deg]
dec_nom	4.0768714167528	Nominal Dec [deg]
roll_nom	66.809663366548	Nominal Roll [deg]
revision	2	Processing version of data
ontime	6877.8000454903	Sum of GTIs [s]
livetime	6724.4818591028	Livetime [s]
ontime0	6875.9590553045	Sum of GTIs [s]
ontime1	6877.8000454903	Sum of GTIs [s]
ontime2	6877.8000454903	Sum of GTIs [s]
ontime3	6877.8000454903	Sum of GTIs [s]
ontime7	6877.8000454903	Sum of GTIs [s]
l2events	24018	Number of level 2 events




2 OBI

2.1 OBI

2.1.1 Images



2.1.2 Bias



2.1.3 Parameters

obi_num	0	Obi number	sched_exp_time	6700.000000	[s] Scheduled observation exposure time
ascdsver	8.4.4	Processing system revision	ontime	6877.8000454903	Sum of GTIs [s]
caldsver	4.4.9	 	ontime0	6875.9590553045	Sum of GTIs [s]
date	2012-05-03T15:07:06	Date and time of file creation	ontime1	6877.8000454903	Sum of GTIs [s]
revision	2	Processing version of data	ontime2	6877.8000454903	Sum of GTIs [s]
			ontime3	6877.8000454903	Sum of GTIs [s]
			ontime7	6877.8000454903	Sum of GTIs [s]
			l1events	160596	Number of level 1 events

2.1.4 Events

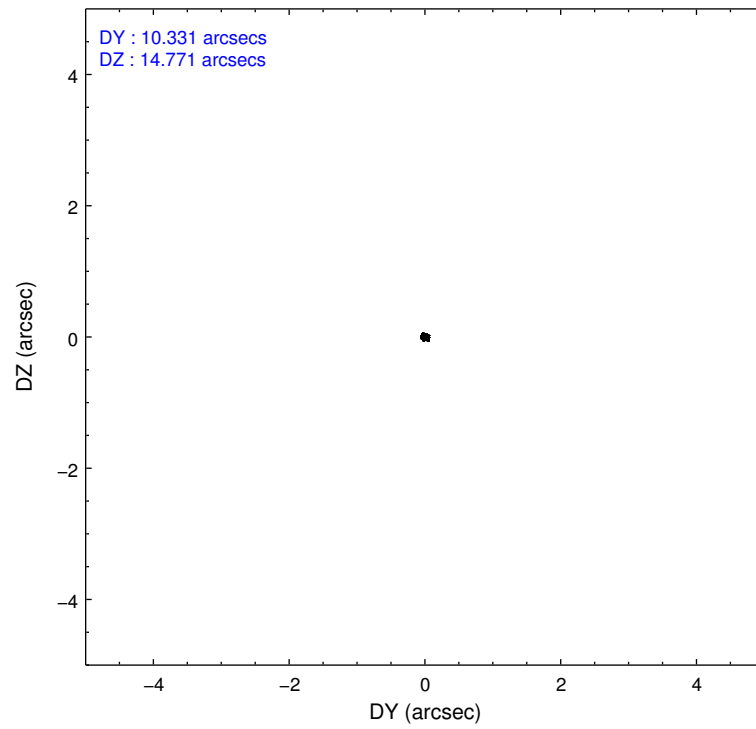
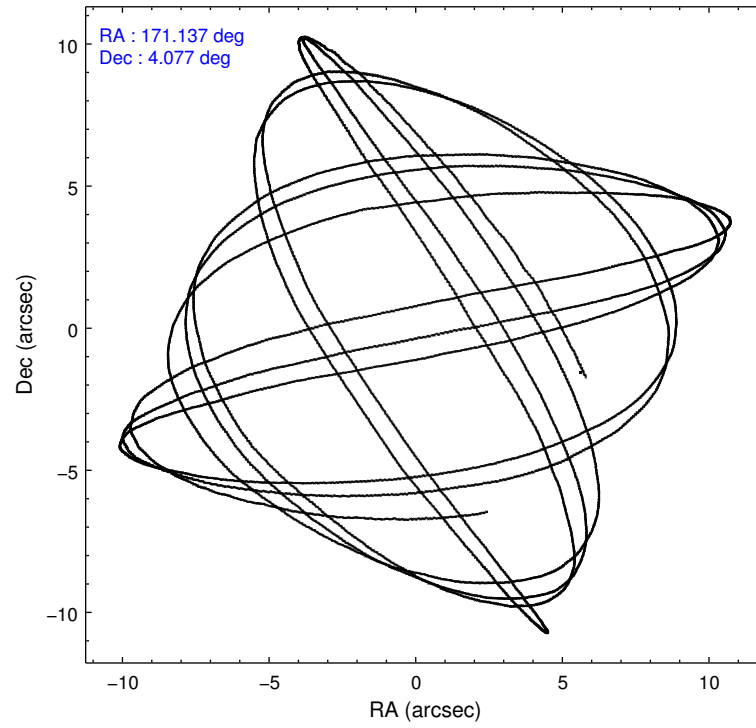
	ccd 0	ccd 1	ccd 2	ccd 3	ccd 7
level 1 events	29185	32196	33582	31708	33925
rejected events	26253	27459	30668	28897	19047
rejected %	89%	85%	91%	91%	56%

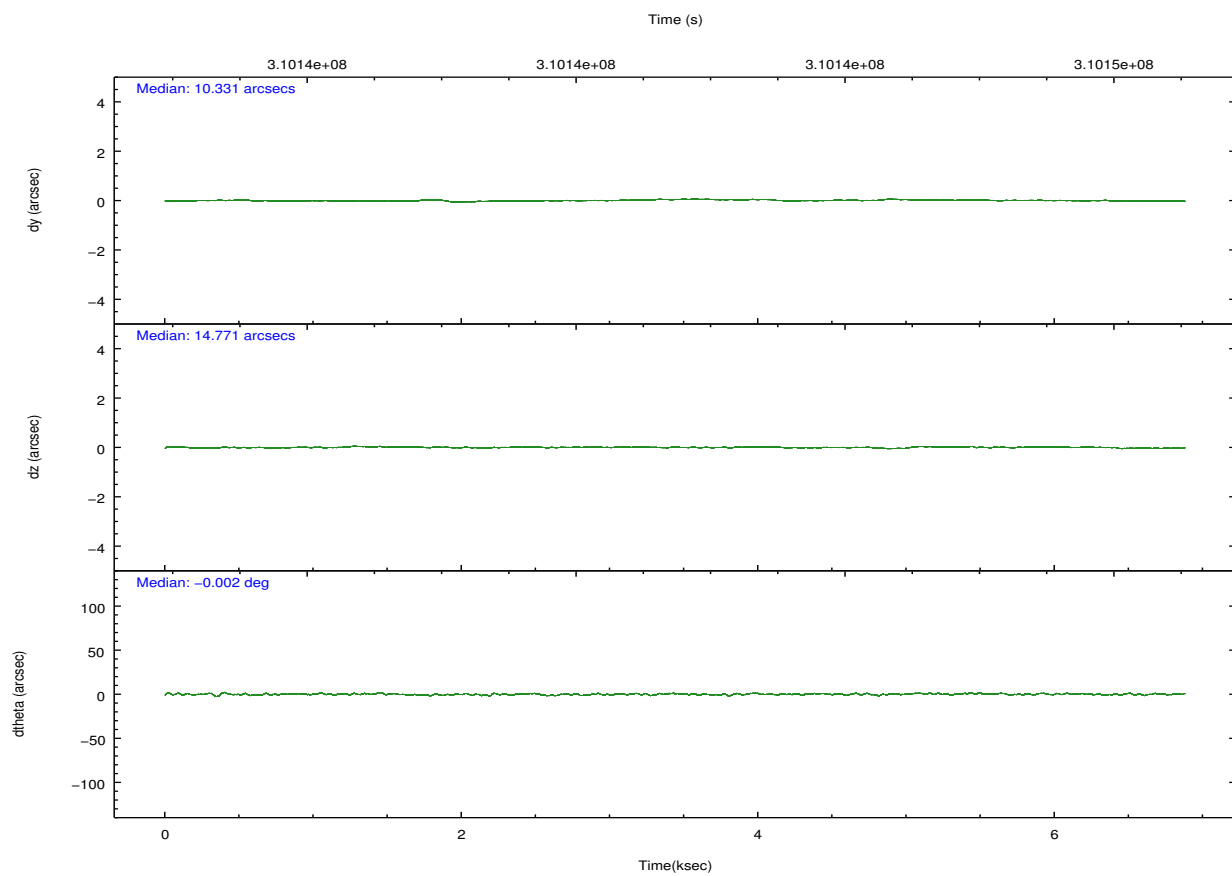
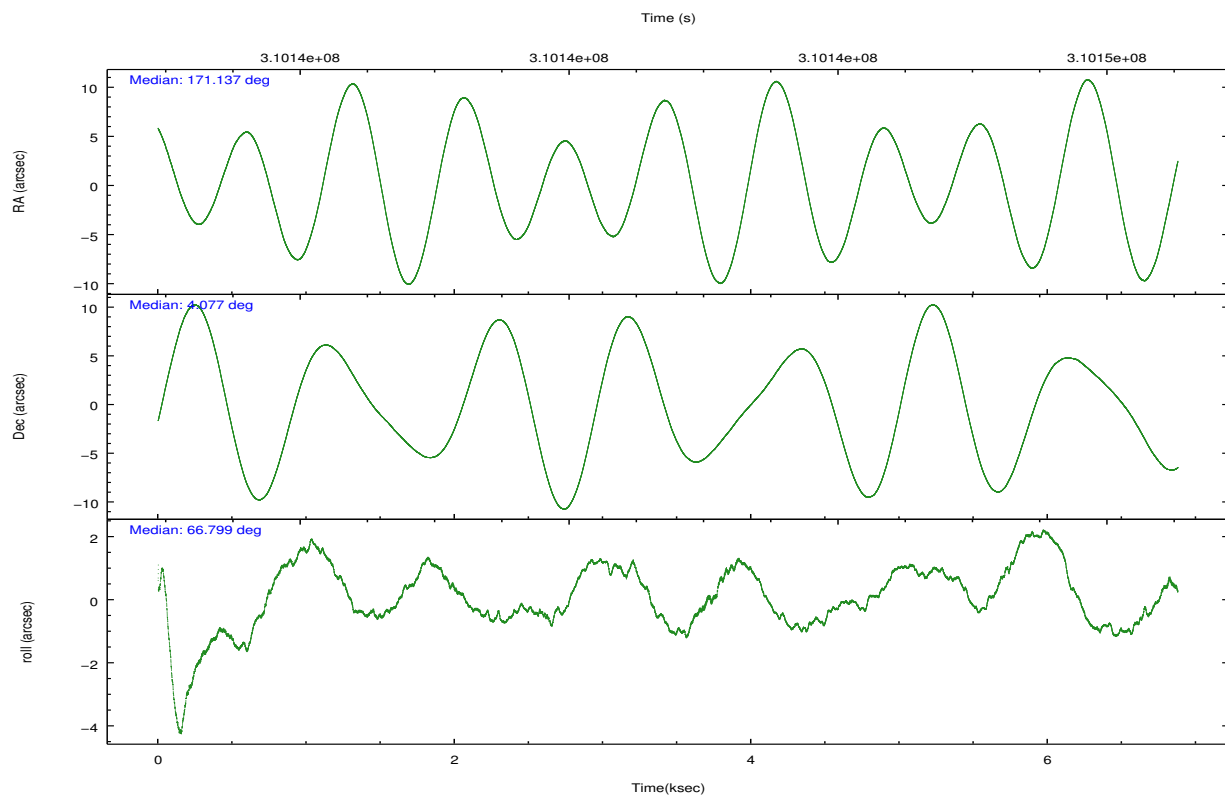
	ccd 0	ccd 1	ccd 2	ccd 3	ccd 7
grade 0 events	1083	2706	1008	951	1536
	3%	8%	3%	2%	4%
grade 1 events	30	19	11	15	53
	0%	0%	0%	0%	0%
grade 2 events	709	723	696	625	3198
	2%	2%	2%	1%	9%
grade 3 events	405	419	382	383	1608
	1%	1%	1%	1%	4%
grade 4 events	380	422	410	391	1504
	1%	1%	1%	1%	4%
grade 5 events	1070	1228	1057	1331	3726
	3%	3%	3%	4%	10%
grade 6 events	507	693	552	591	7764
	1%	2%	1%	1%	22%
grade 7 events	25001	25986	29466	27421	14536
	85%	80%	87%	86%	42%

2.2 Compared Parameters

Parameter	Planned	Actual	Parameter	Planned	Actual
Instrument	ACIS	ACIS	Obspar format version number	7	7
Detector	ACIS-01237	ACIS-01237	Obspar file type	PREDICTED	ACTUAL
Grating	NONE	NONE	Obspar update status	NONE	UPDATED
Data mode	VFAINT	VFAINT	CCD I0 on	Y	Y
Observation mode	POINTING	POINTING	CCD I1 on	Y	Y
[deg] Pointing RA	171.140117	171.1366866459668	CCD I2 on	Y	Y
[deg] Pointing Dec	4.049552	4.076871416752805	CCD I3 on	Y	Y
[deg] Pointing Roll	66.600738	66.80966336654765	CCD S0 on	N	N
[s] Window start time (MET)	309398465.184000	309398465.184000	CCD S1 on	N	N
[s] Window stop time (MET)	310608065.184000	310608065.184000	CCD S2 on	O1	N
[mm] SIM focus pos	-0.782348	-0.7809083437167272	CCD S3 on	O2	Y
[mm] SIM defocus	0	0.001439871863259334	CCD S4 on	N	N
[mm] SIM translation stage pos	-233.592463	-233.5874344608287	CCD S5 on	N	N
[mm] SIM translation stage offset	0	-0.005018542100998502	Number of optional ACIS chips dropped	1	1
[s] Observation start time (MET)	310139479.184000	310139102.76725	On-chip summing requested	N	N
Observation start date	2007-10-30T13:50:14	2007-10-30T13:45:02	Subarray requested	CUSTOM	1/2
[s] Observation end time (MET)	310146179.184000	310146312.6176	Subarray start row	513	513
Observation end date	2007-10-30T15:41:54	2007-10-30T15:45:12	Subarray row count	512	512
Read mode	TIMED	TIMED	Alternating exposures requested	N	N
			[s] Primary exposure time	0.000000	1.8

2.3 Aspect



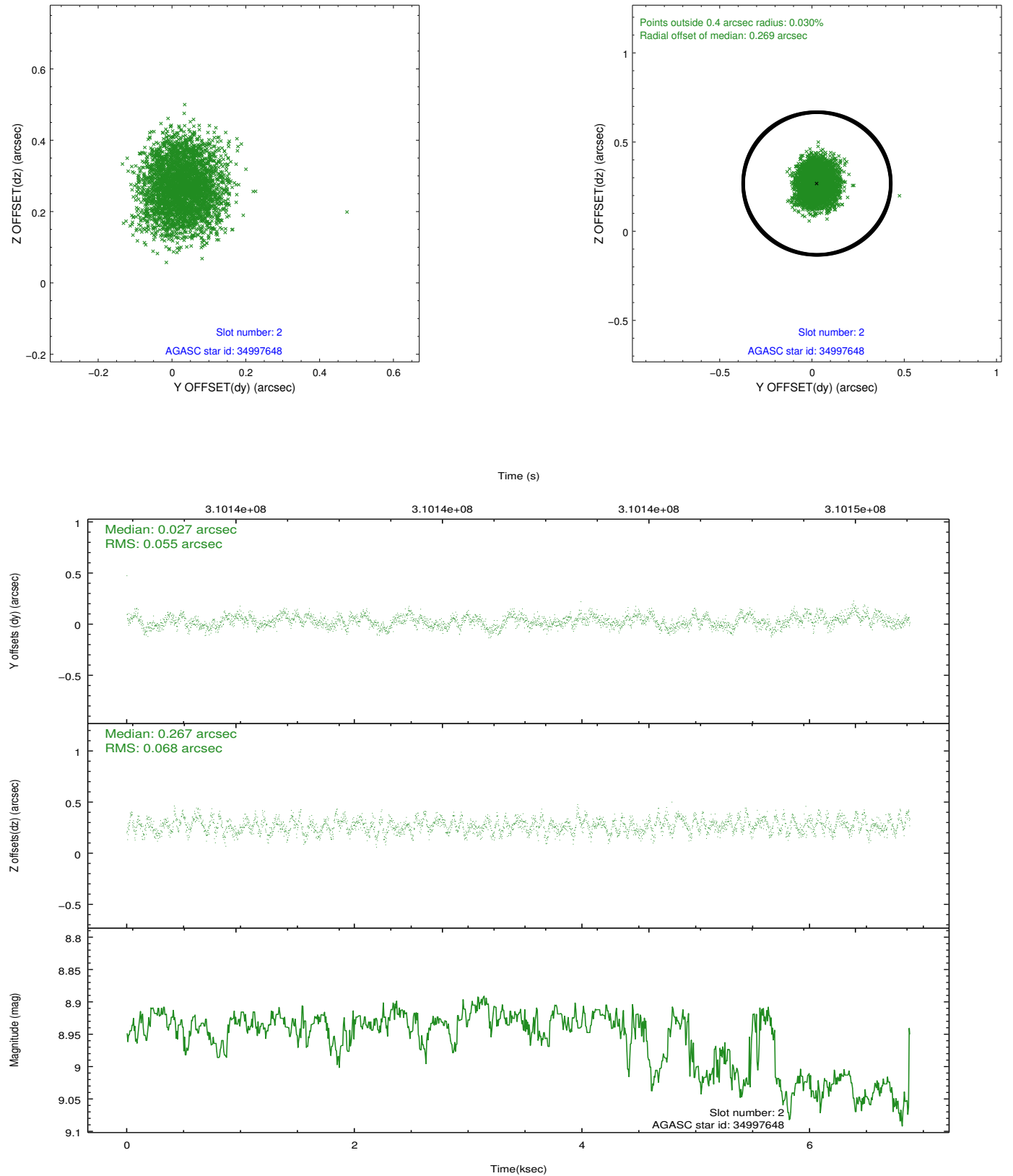


Slot Statistics

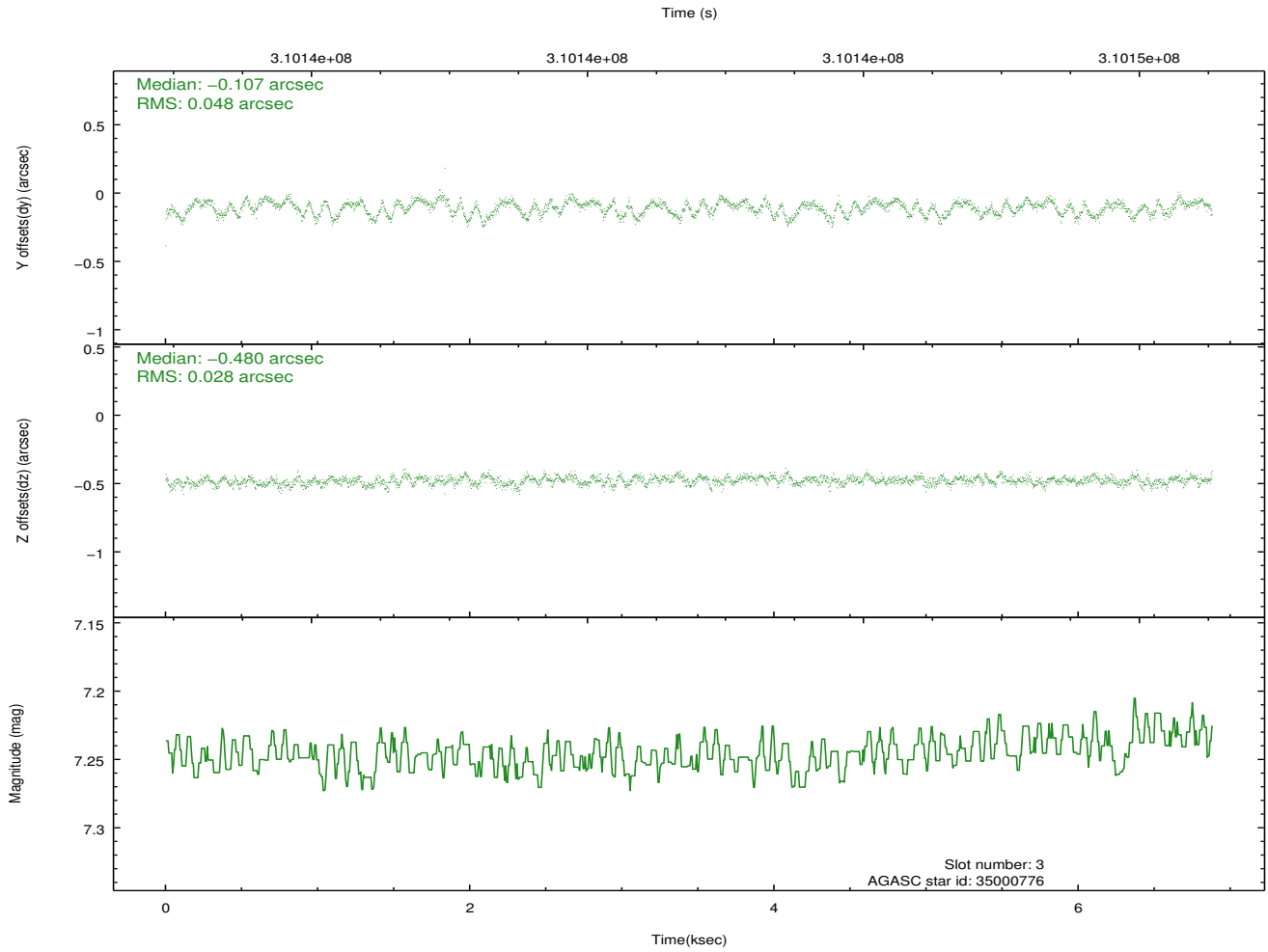
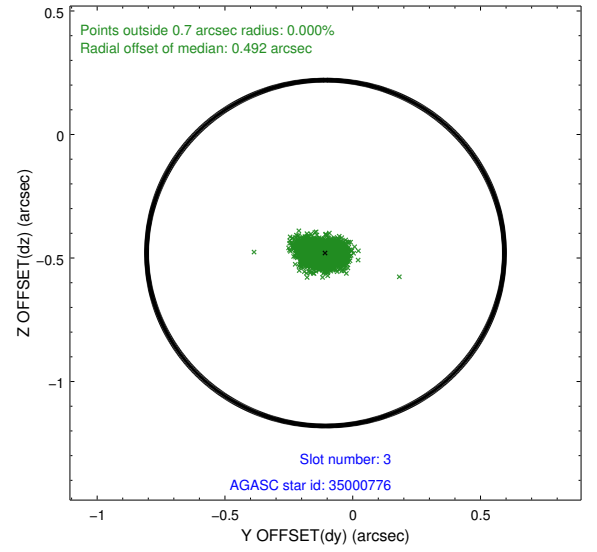
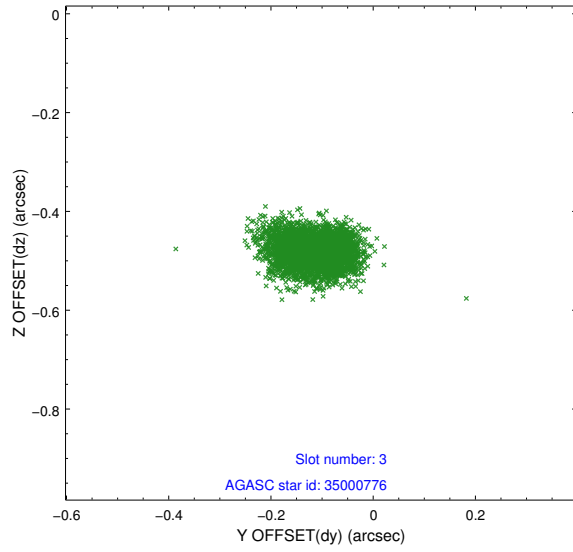
slot	status	id	mag	n_pts	med_dy	med_dz	dr1	dr2	ra	dec	mean_y	mean_z
0	FID	ACIS-I-2	7.13	1678	0.010	-0.053	0.007	0.014	0.000000	0.000000	-764.91	-844.78
1	FID	ACIS-I-5	7.22	1678	-0.074	0.101	0.007	0.014	0.000000	0.000000	-1819.48	1058.79
2	GUIDE	34997648	8.94	3350	0.027	0.267	0.096	0.147	171.624680	3.491643	-1150.80	-2394.96
3	GUIDE	35000776	7.25	3357	-0.107	-0.480	0.059	0.097	170.371940	3.937464	-1465.59	2371.13
4	GUIDE	35002728	8.19	3355	0.028	-0.179	0.081	0.121	170.760736	4.138149	-248.61	1378.54
5	GUIDE	35002848	9.95	3336	0.110	0.298	0.112	0.178	171.207329	3.477909	-1792.40	-1038.38
6	GUIDE	35005552	7.09	3357	-0.004	0.118	0.059	0.094	171.414379	3.301138	-2081.62	-1974.96
7	GUIDE	35005744	6.63	3356	-0.053	-0.024	0.063	0.101	171.458567	3.860108	-172.25	-1320.50

2.4 Star Slots

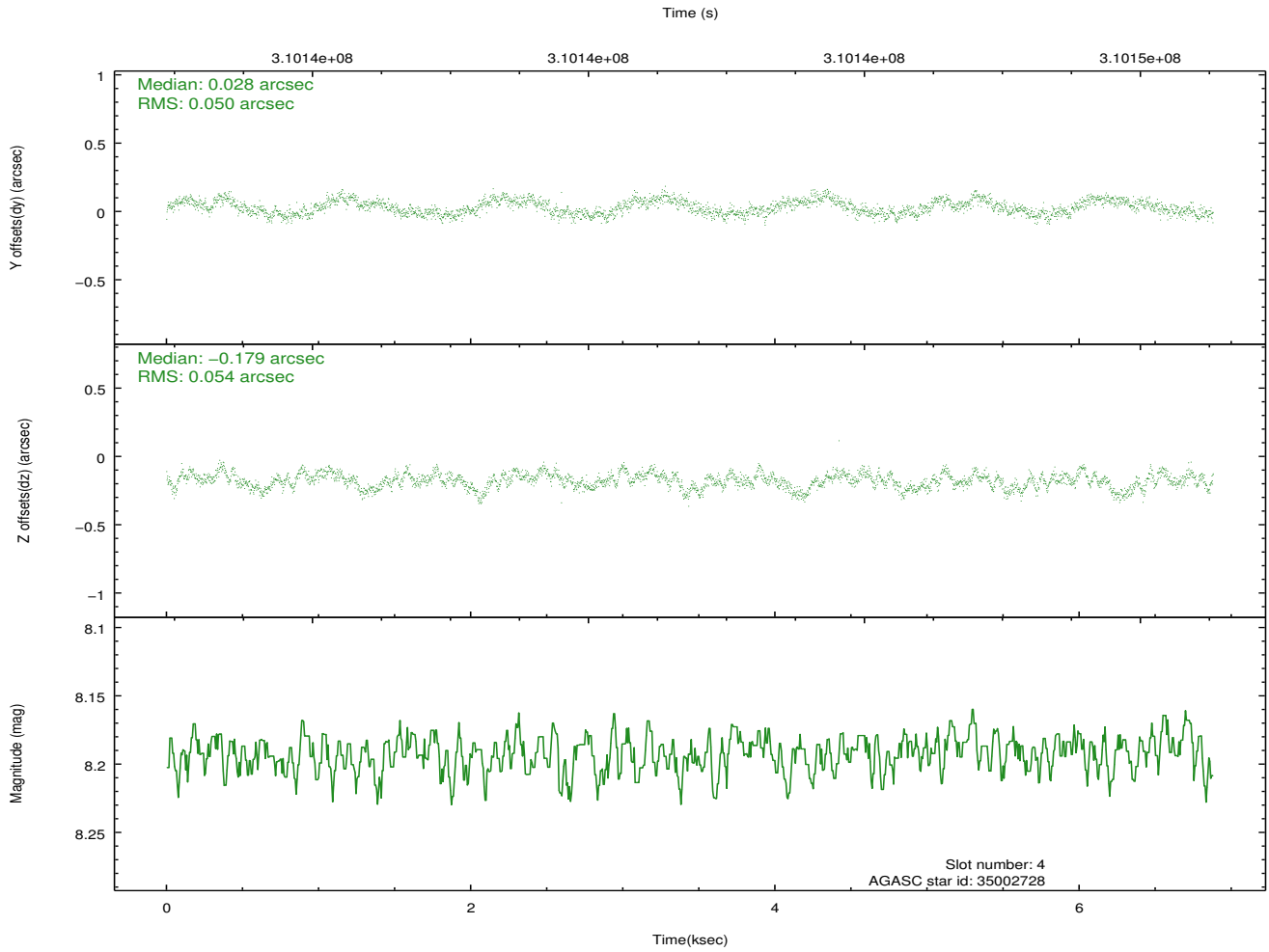
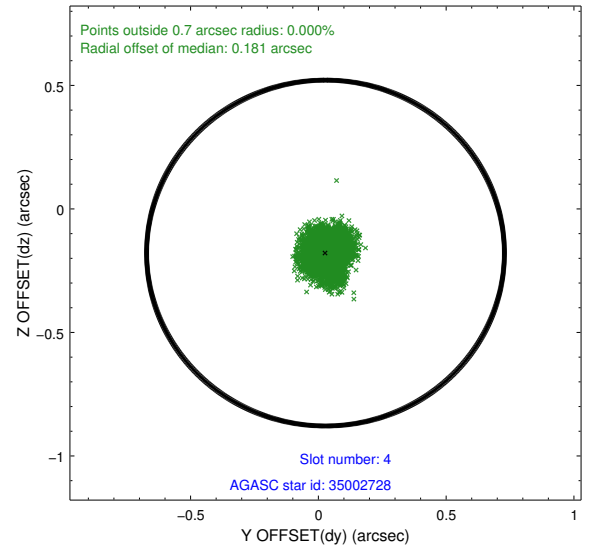
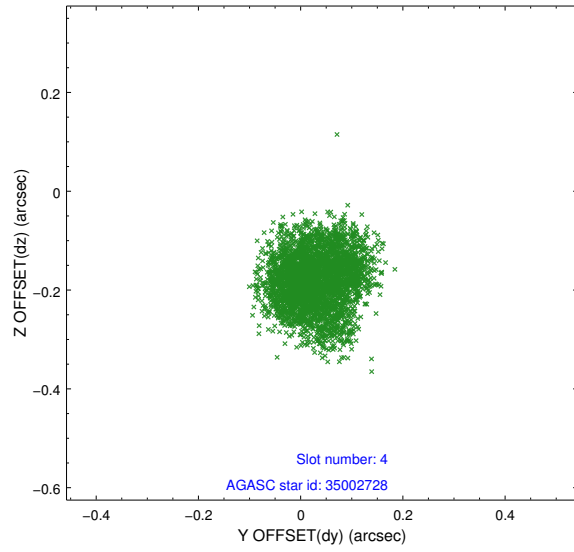
2.4.1 Slot 2



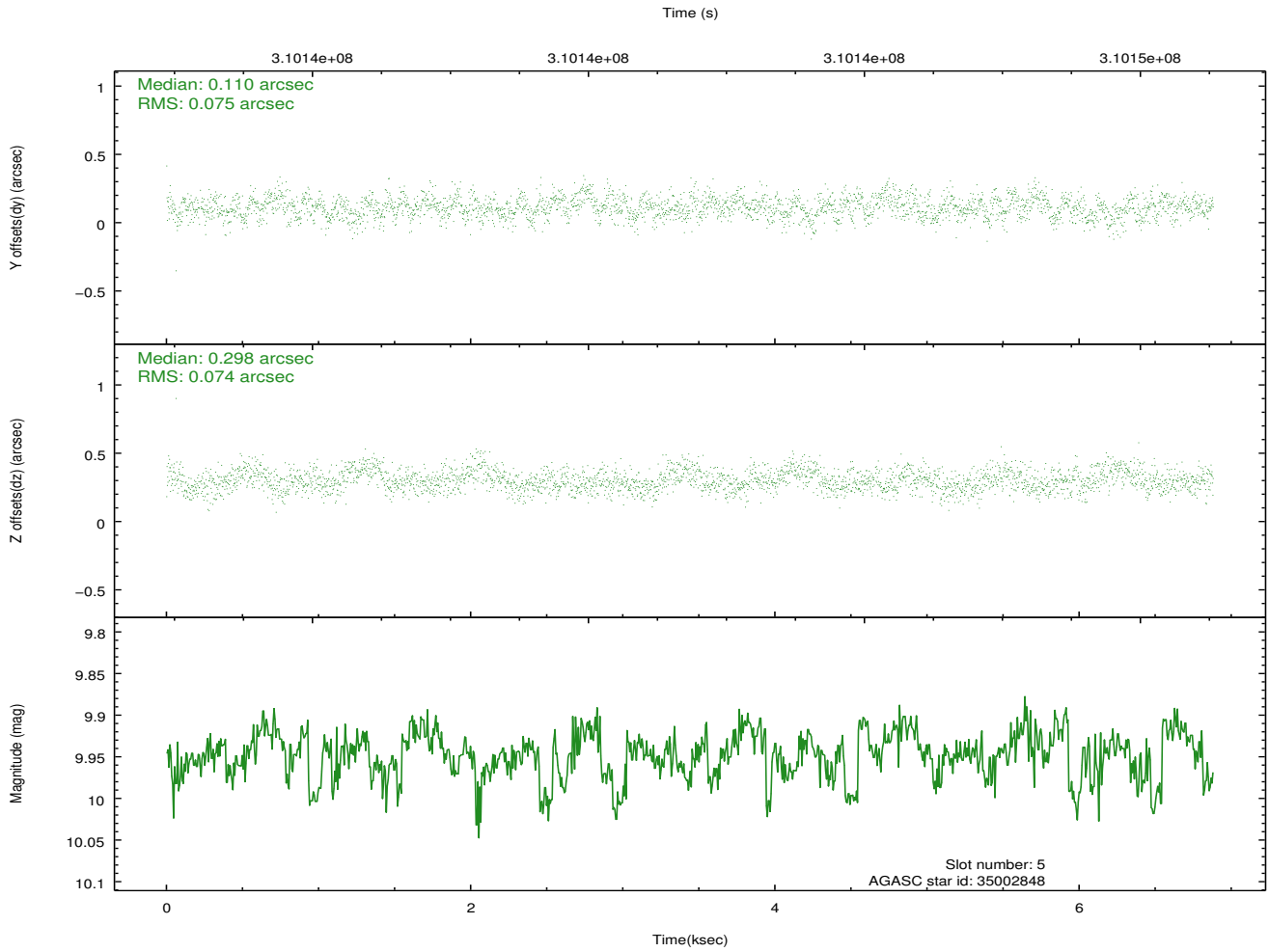
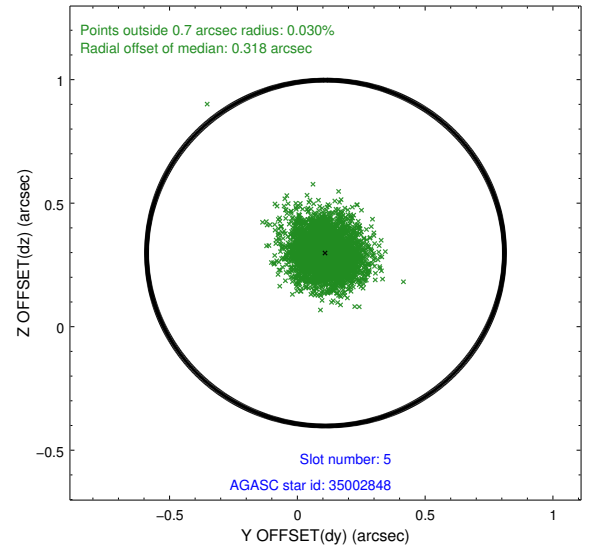
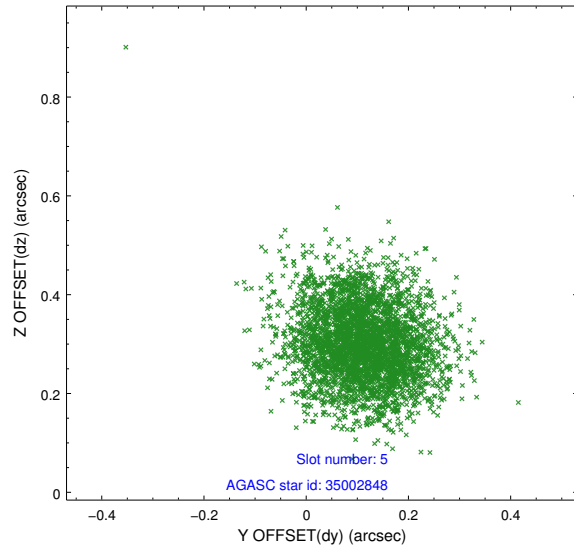
2.4.2 Slot 3



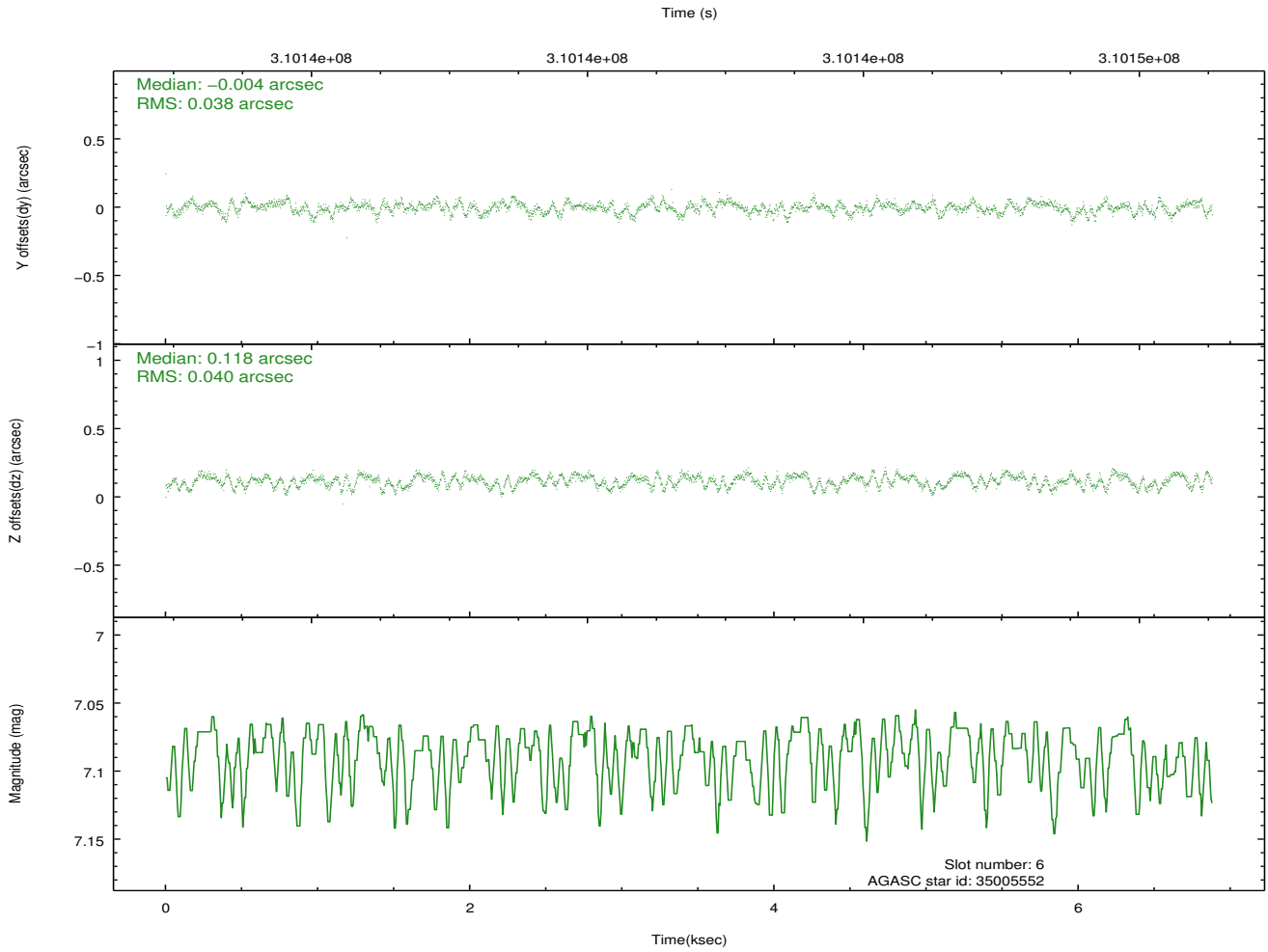
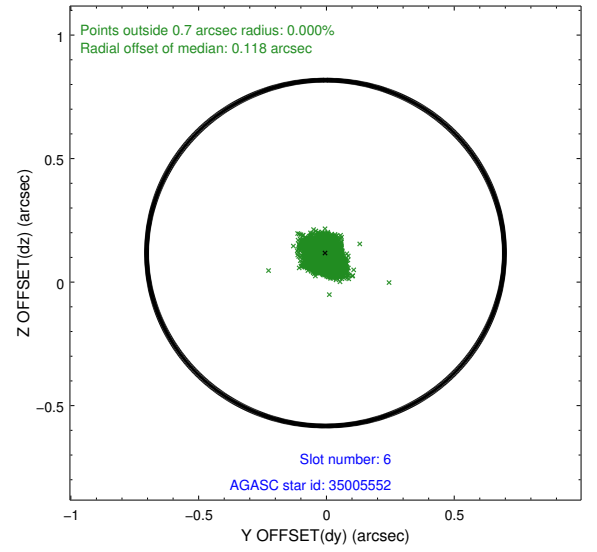
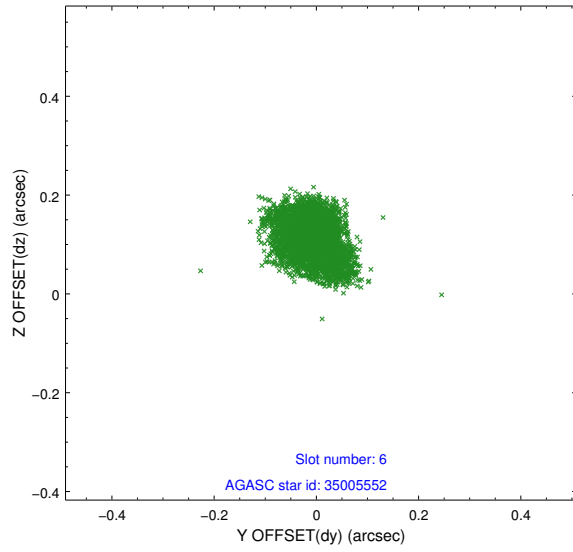
2.4.3 Slot 4



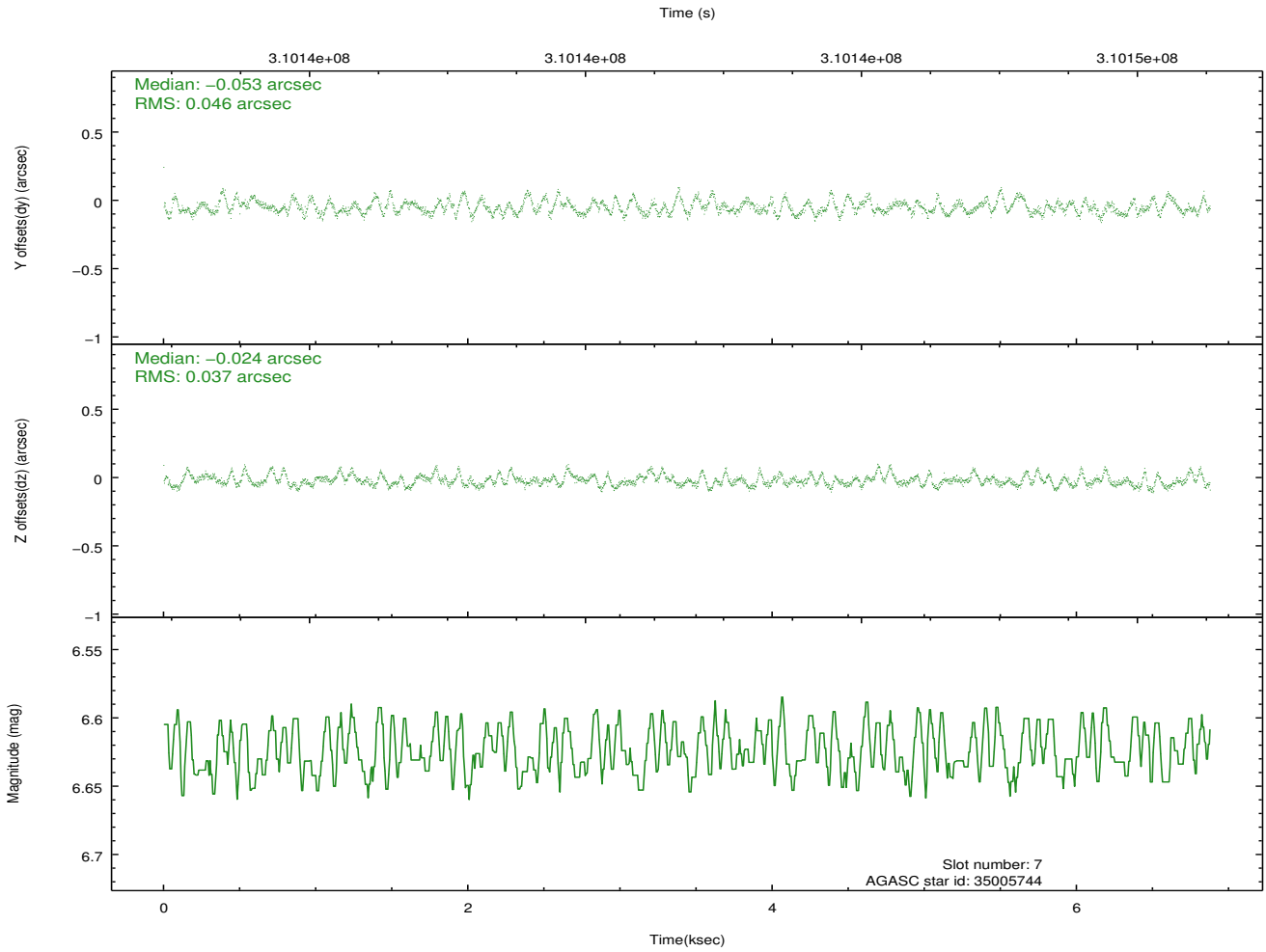
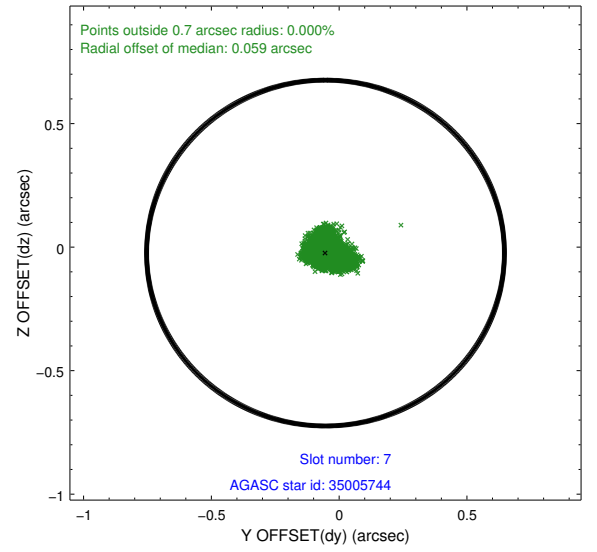
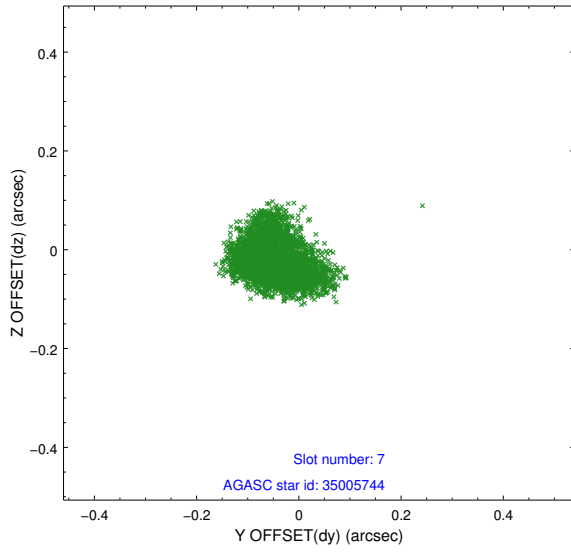
2.4.4 Slot 5



2.4.5 Slot 6

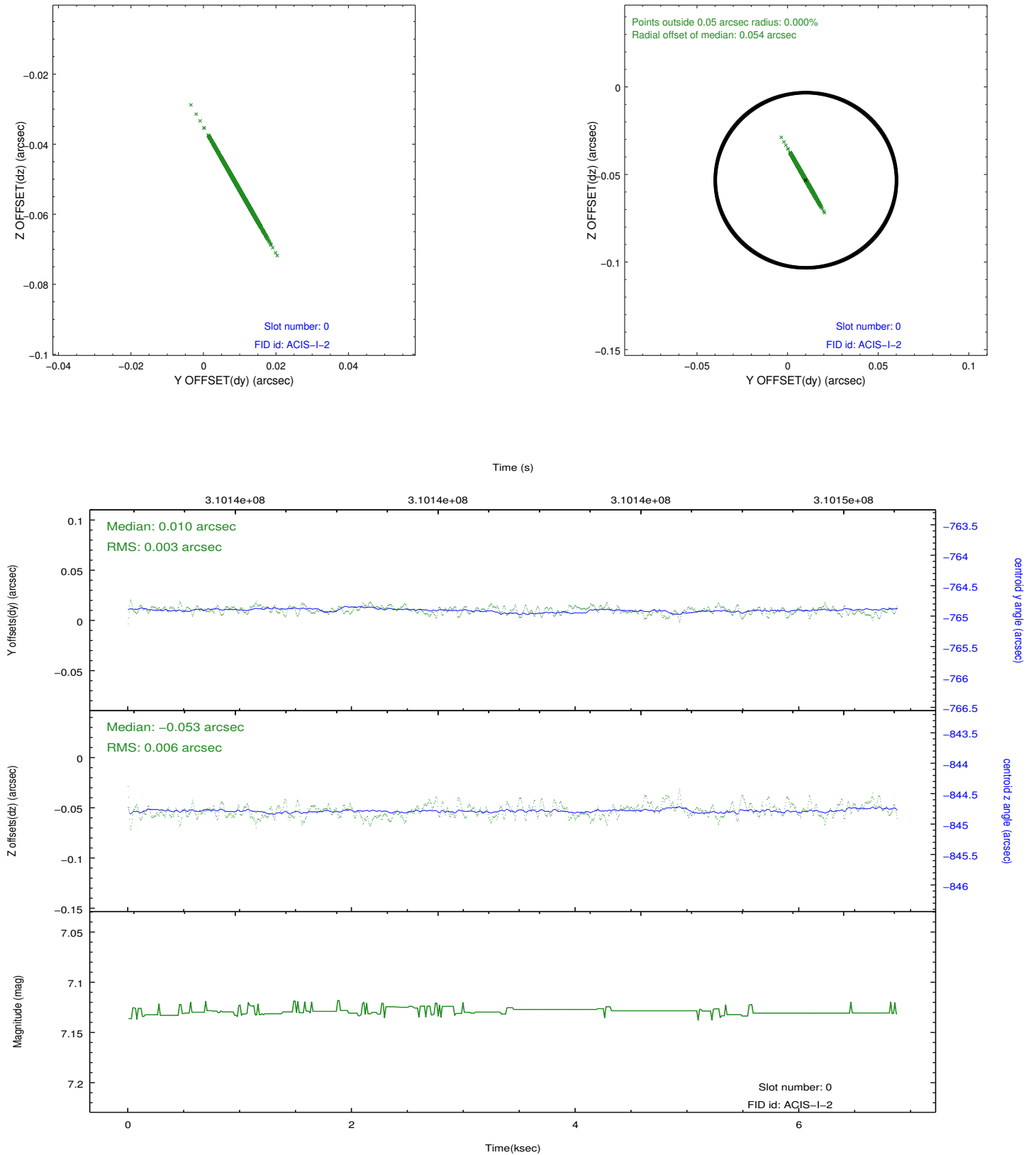


2.4.6 Slot 7

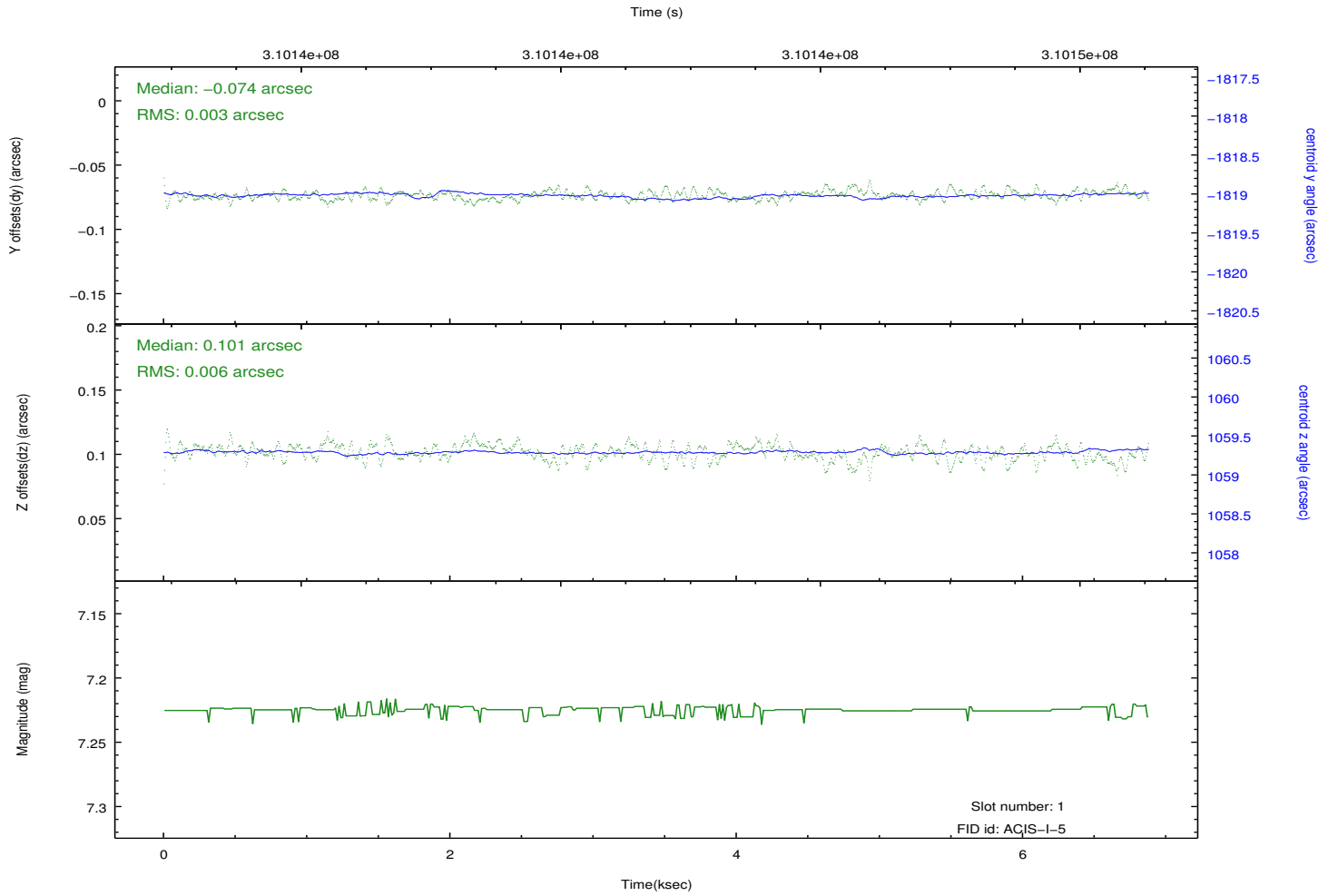
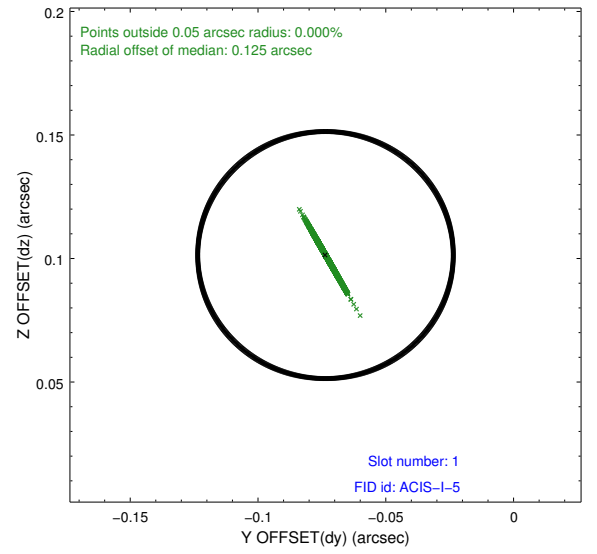
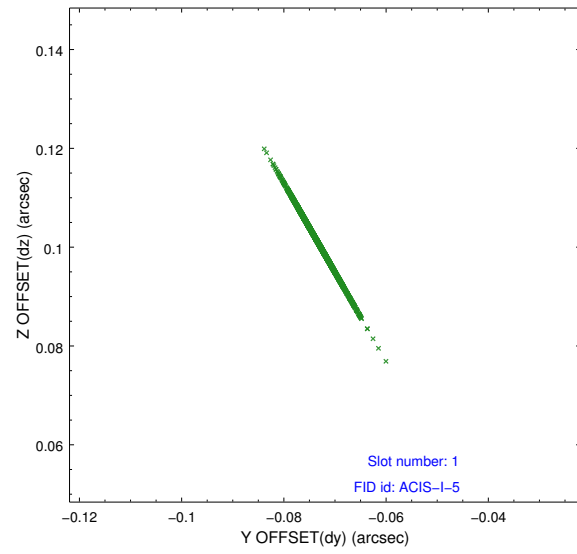


2.5 FID Slots

2.5.1 Slot 0



2.5.2 Slot 1



A Summary

A.1 Status

V&V Scientist	Beth Sundheim
V&V Date (YYYY-MM-DD)	2012.05.04
V&V Edition	1
V&V Disposition and Status	OK
V&V Charge Time	6.87780004

A.2 Comments

Window preference met.