

V&V Reference Report

L2 ASCDS Version : 10.9.1

Observation 7083 - L2 Version 4
Chandra X-Ray Center


L2 Processing Date : Oct 11 2020

Contents

1	Front	2
2	OBI	3
2.1	OBI	3
2.1.1	Images	3
2.1.2	Bias	3
2.1.3	Parameters	4
2.1.4	Events	4
2.2	Compared Parameters	5
2.3	Aspect	6
2.4	Star Slots	9
2.4.1	Slot 3	9
2.4.2	Slot 4	10
2.4.3	Slot 5	11
2.4.4	Slot 6	12
2.4.5	Slot 7	13
2.5	FID Slots	14
2.5.1	Slot 0	14
2.5.2	Slot 1	15
2.5.3	Slot 2	16
A	Summary	17
A.1	Status	17
A.2	Comments	17

1 Front


seq_num	600521	Sequence number
obs_id	7083	Observation id
title	A Complete Sample of ULX Host Galaxies	Proposal title
observer	Douglas Swartz	Principal investigator
object	NGC 4312	Source name
dtcycle	0	
cycle	P	events from which exps? Prim/Second/Both
ra_targ	185.630417	Observer's specified target RA [deg]
dec_targ	15.538111	Observer's specified target Dec [deg]
ra_nom	185.65726646256	Nominal RA [deg]
dec_nom	15.561980471279	Nominal Dec [deg]
roll_nom	50.536225339091	Nominal Roll [deg]
revision	4	Processing version of data
ontime	1960.4728044271	Sum of GTIs [s]
livetime	1935.6481173225	Livetime [s]
ontime2	1960.5138444304	Sum of GTIs [s]
ontime3	1960.3496844172	Sum of GTIs [s]
ontime5	1960.4317644238	Sum of GTIs [s]
ontime6	1960.3907244205	Sum of GTIs [s]
ontime7	1960.4728044271	Sum of GTIs [s]
ontime8	1960.3086444438	Sum of GTIs [s]
l2events	25200	Number of level 2 events




2 OBI

2.1 OBI

2.1.1 Images



2.1.2 Bias



2.1.3 Parameters

obi_num	0	Obi number	sched_exp_time	2000.000000	[s] Scheduled observation exposure time
ascdsver	10.9.1	Processing system revision	ontime	1960.4728044271	Sum of GTIs [s]
caldsver	4.9.2	 	ontime2	1960.5138444304	Sum of GTIs [s]
date	2020-10-11T13:37:57	Date and time of file creation	ontime3	1960.3496844172	Sum of GTIs [s]
revision	4	Processing version of data	ontime5	1960.4317644238	Sum of GTIs [s]
			ontime6	1960.3907244205	Sum of GTIs [s]
			ontime7	1960.4728044271	Sum of GTIs [s]
			ontime8	1960.3086444438	Sum of GTIs [s]
			l1events	111445	Number of level 1 events

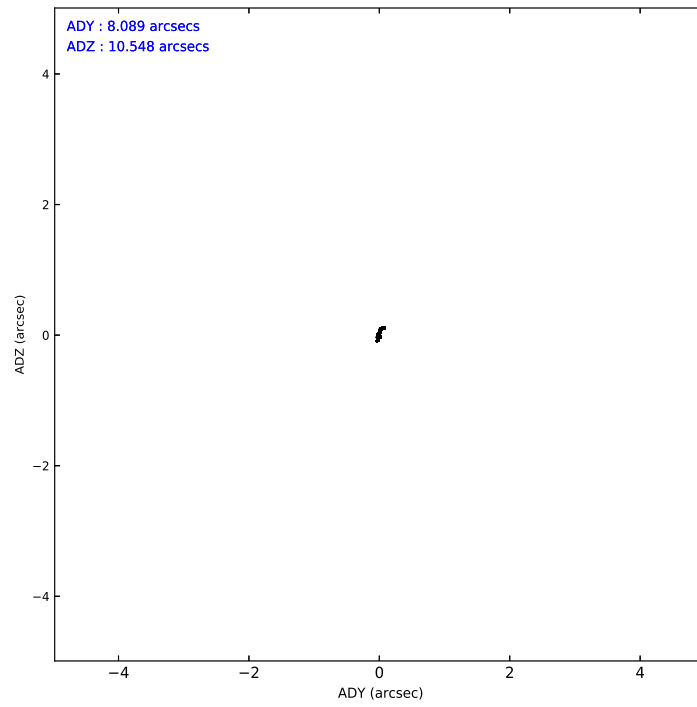
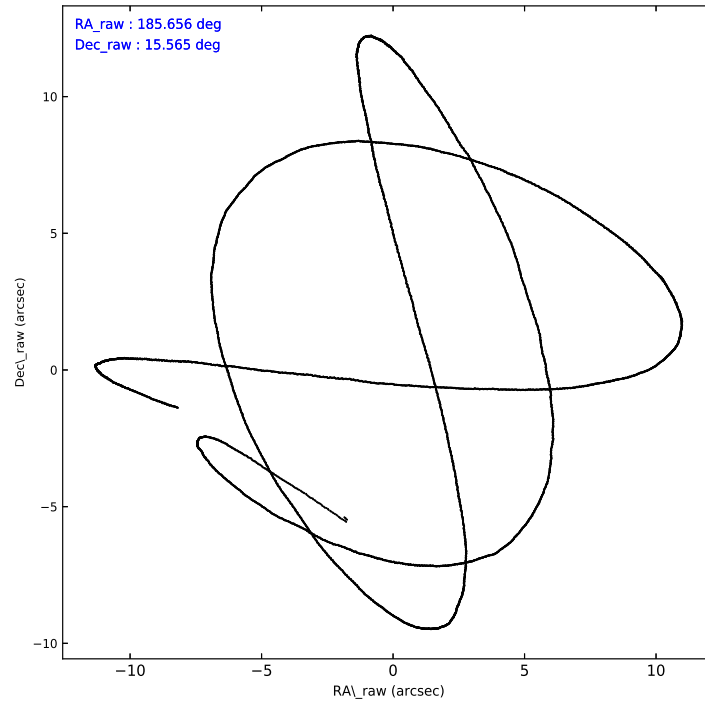
2.1.4 Events

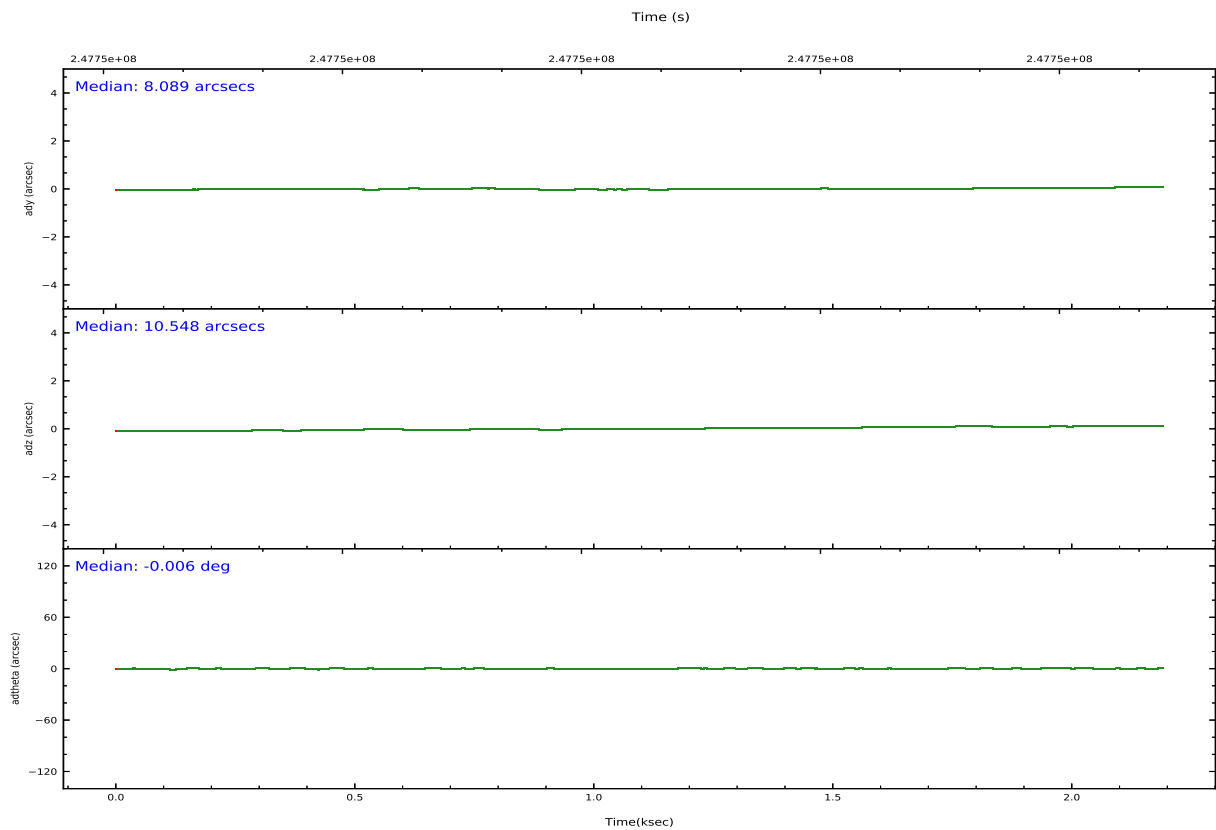
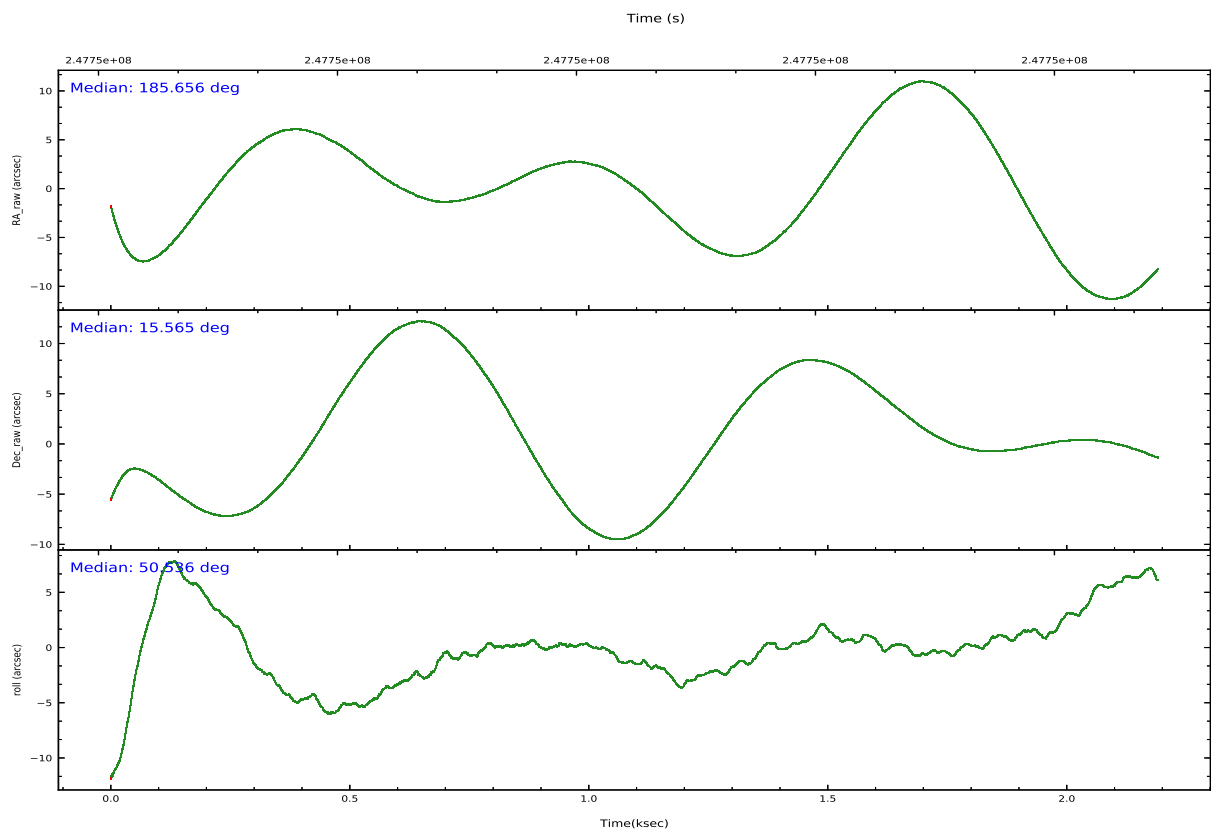
	ccd 2	ccd 3	ccd 5	ccd 6	ccd 7	ccd 8		ccd 2	ccd 3	ccd 5	ccd 6	ccd 7	ccd 8
level 1 events	15483	14384	24660	16035	21297	19586	grade 0 events	785	808	1717	861	824	1372
rejected events	13719	12636	12975	13990	12370	15273		5%	5%	6%	5%	3%	7%
rejected %	88%	87%	52%	87%	58%	77%	grade 1 events	6	8	88	10	18	13
								0%	0%	0%	0%	0%	0%
							grade 2 events	377	331	3476	385	1793	950
								2%	2%	14%	2%	8%	4%
							grade 3 events	160	145	420	201	777	499
								1%	1%	1%	1%	3%	2%
							grade 4 events	169	173	413	197	768	366
								1%	1%	1%	1%	3%	1%
							grade 5 events	602	647	1727	726	1982	889
								3%	4%	7%	4%	9%	4%
							grade 6 events	274	299	5676	403	4790	1132
								1%	2%	23%	2%	22%	5%
							grade 7 events	13110	11973	11143	13252	10345	14365
								84%	83%	45%	82%	48%	73%

2.2 Compared Parameters

Parameter	Planned	Actual	Parameter	Planned	Actual
Instrument	ACIS	ACIS	Obspar version number	8	8
Detector	ACIS-235678	ACIS-235678	Obspar file type	PREDICTED	ACTUAL
Grating	NONE	NONE	Obspar update status	NONE	UPDATED
Data mode	FAINT	FAINT	Number of optional ACIS chips dropped	0	0
Observation mode	POINTING	POINTING	On-chip summing requested	N	N
[deg] Pointing RA	185.652213	185.65726646256	Subarray requested	NONE	NONE
[deg] Pointing Dec	15.538908	15.561980471279	Alternating exposures requested	N	N
[deg] Pointing Roll	50.378177	50.536225339091	[s] Primary exposure time	0.000000	3.2
[mm] SIM focus pos	-0.684267	-0.6828225247311905			
[mm] SIM defocus	0	0.001444936568705701			
[mm] SIM translation stage pos	-190.132523	-190.1400660498719			
[mm] SIM translation stage offset	0	0.00754346686406393			
[s] Observation start time (MET)	247747717.184000	247746683.57302			
Observation start date	2005-11-07T10:47:33	2005-11-07T10:31:23			
[s] Observation end time (MET)	247749717.184000	247749922.57316			
Observation end date	2005-11-07T11:20:53	2005-11-07T11:25:22			
Read mode	TIMED	TIMED			

2.3 Aspect



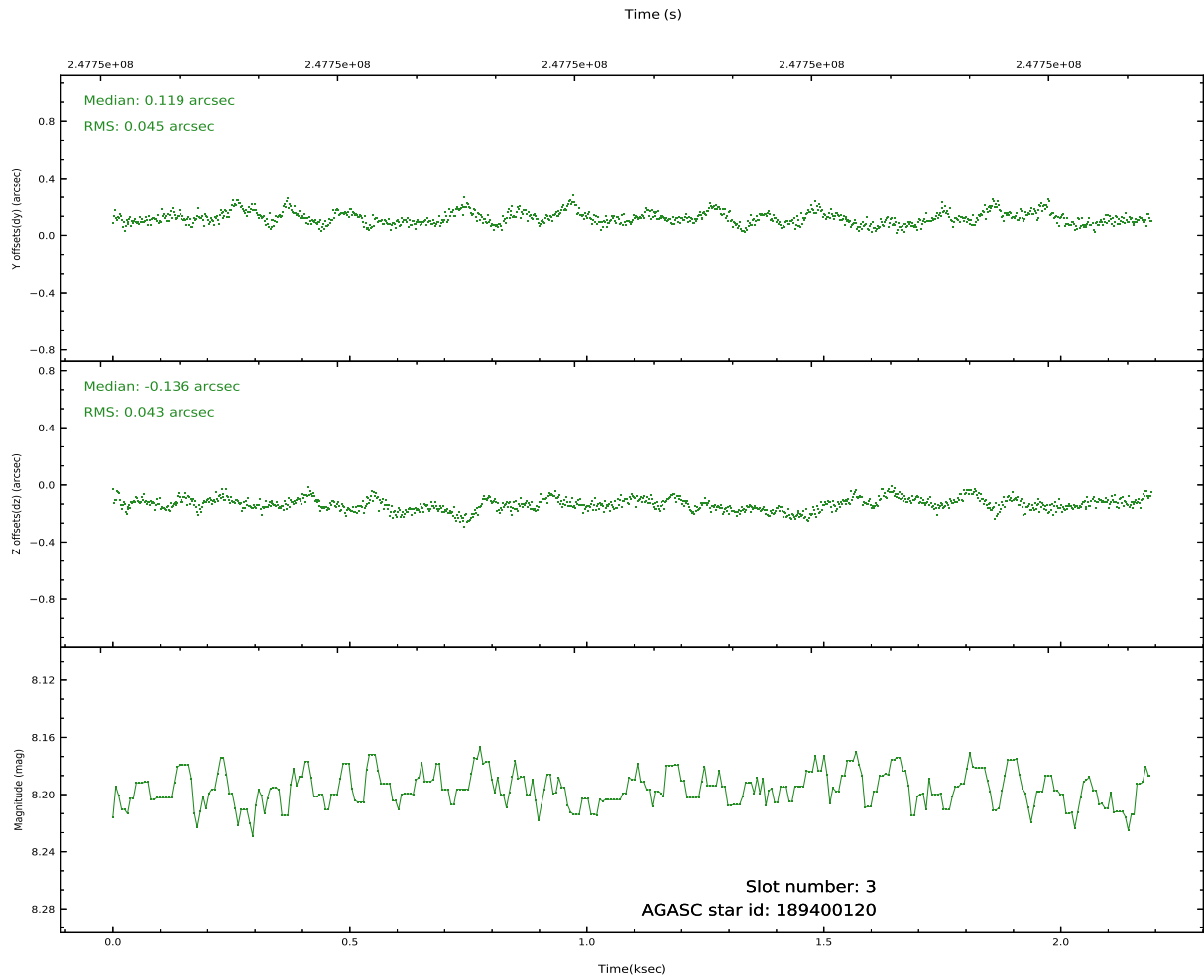
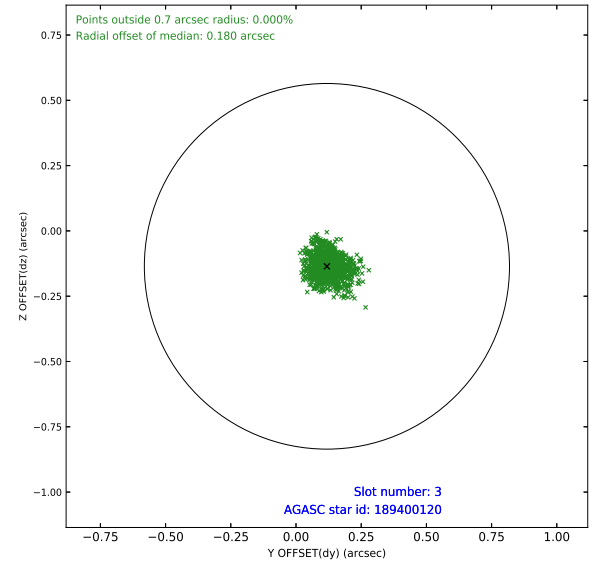
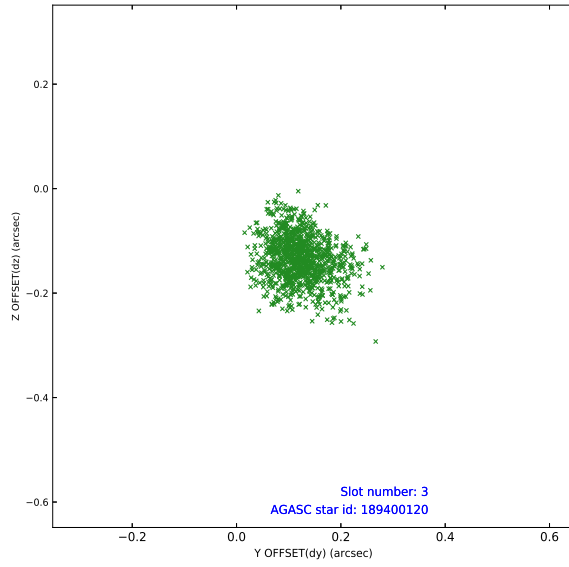


Slot Statistics

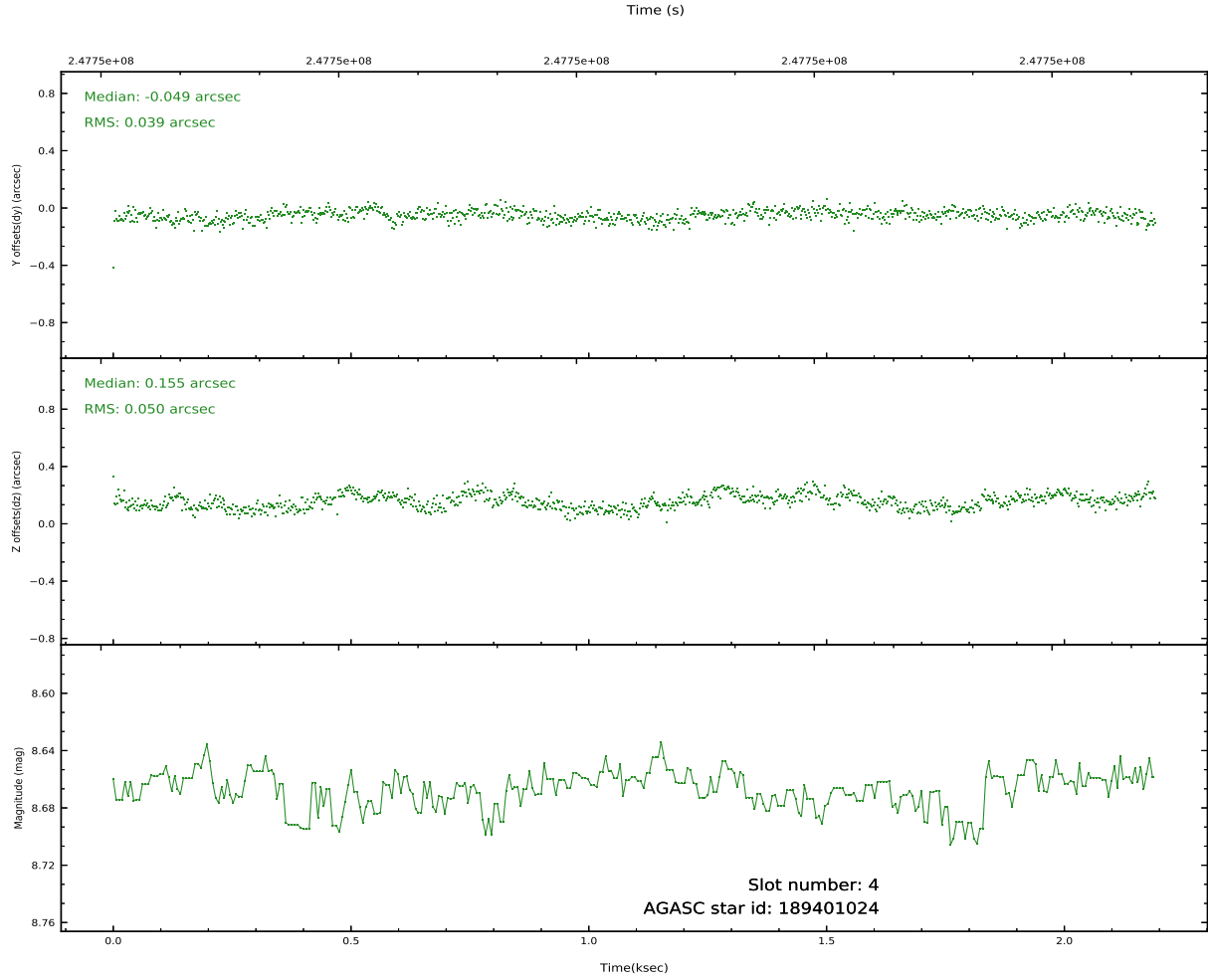
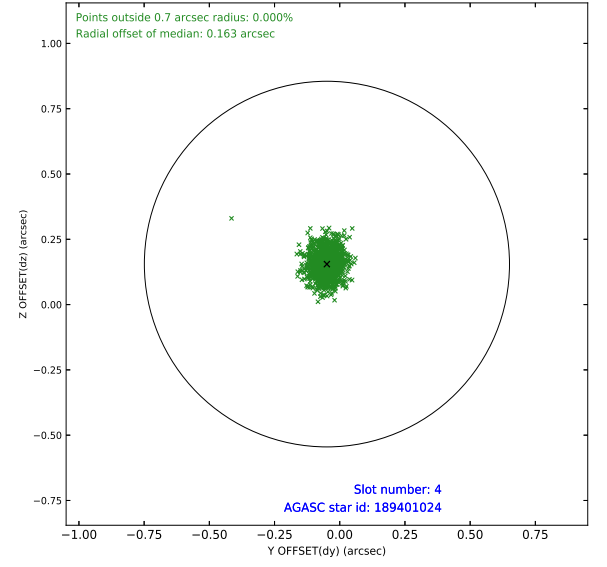
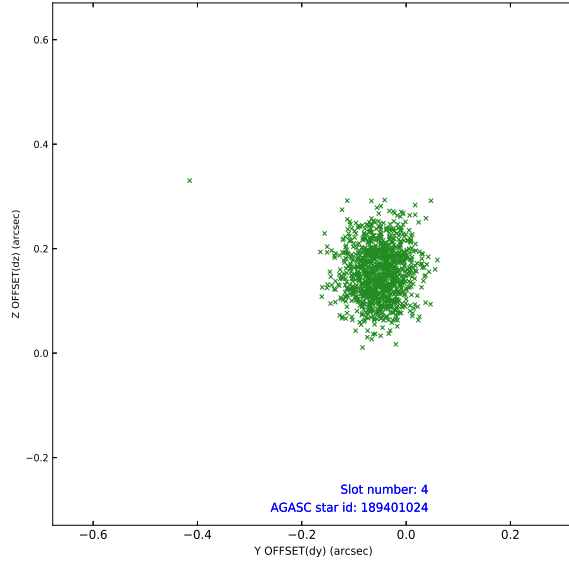
pt	status	used	id	mag	n_pts	frac_pts	med_dy	med_dz	dr1	dr2	ra	dec	mean_y	mea
0	FID		ACIS-S-2	7.11	535	1.000	-0.076	-0.061	0.006	0.009	0.000000	0.000000	-760.87	-1731
1	FID		ACIS-S-4	7.21	535	1.000	0.190	0.053	0.005	0.009	0.000000	0.000000	2151.24	173
2	FID		ACIS-S-5	7.23	535	1.000	-0.145	0.017	0.006	0.010	0.000000	0.000000	-1810.04	170
3	GUIDE	used	189400120	8.20	1069	1.000	0.119	-0.136	0.065	0.108	185.025387	15.714800	-894.94	2079
4	GUIDE	used	189401024	8.67	1069	1.000	-0.049	0.155	0.068	0.107	185.977630	15.617765	938.66	-685
5	GUIDE	used	189403680	8.83	1070	1.000	0.157	0.052	0.066	0.110	185.171503	15.144043	-2157.06	380
6	GUIDE	used	189410648	8.13	1070	1.000	-0.202	-0.061	0.056	0.088	185.747145	16.243433	2161.34	1365
7	GUIDE	used	189419528	6.34	1069	1.000	-0.024	-0.019	0.062	0.099	185.202988	15.540976	-984.19	1207

2.4 Star Slots

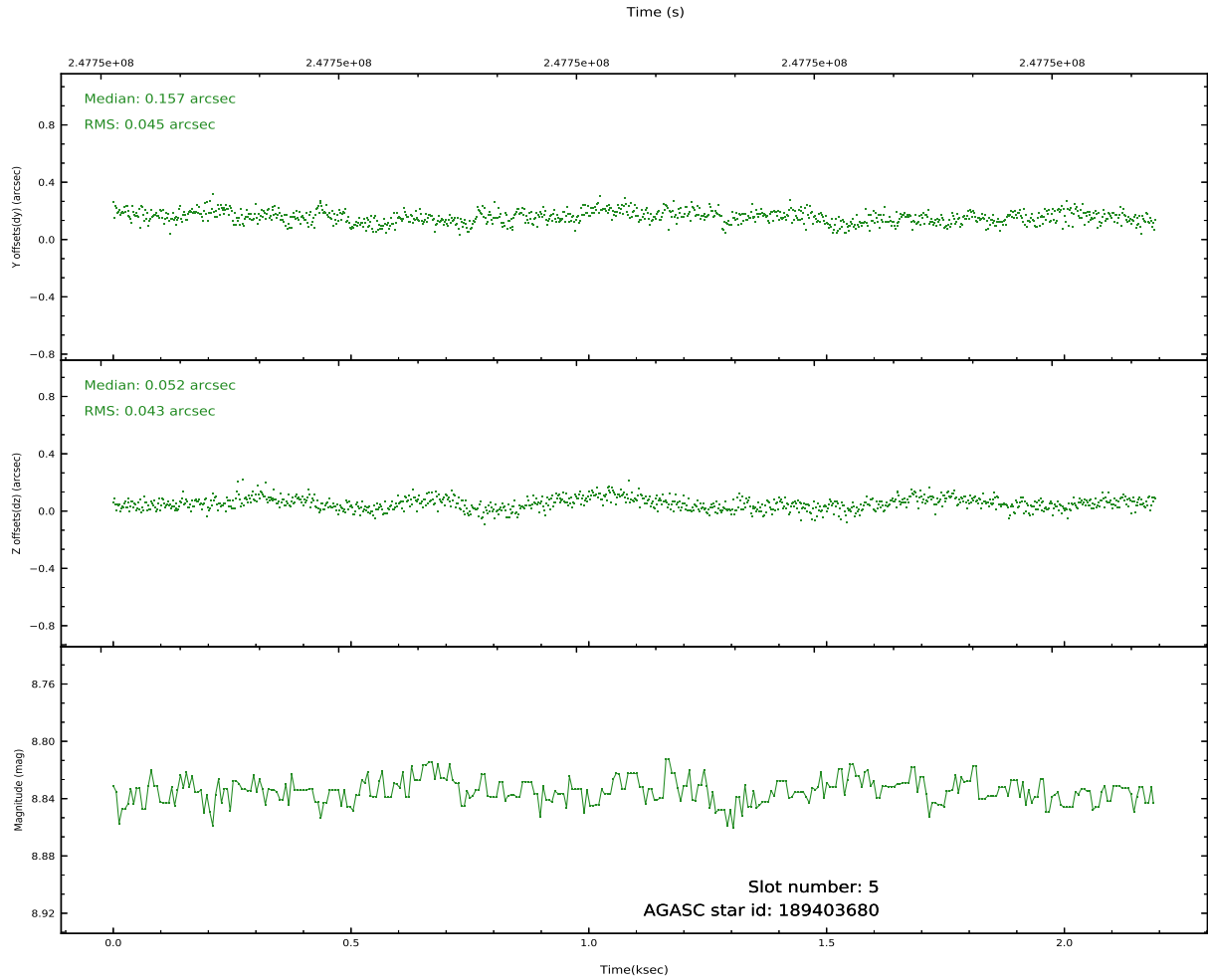
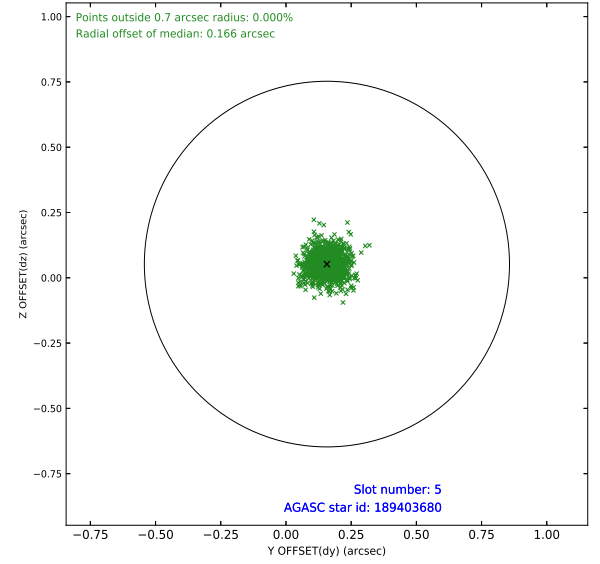
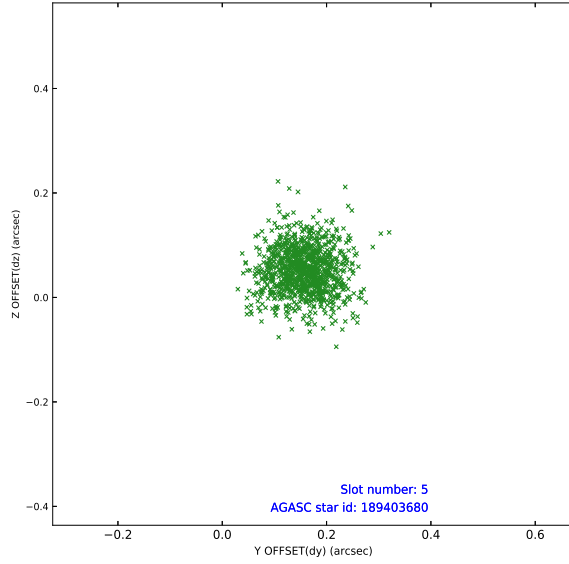
2.4.1 Slot 3



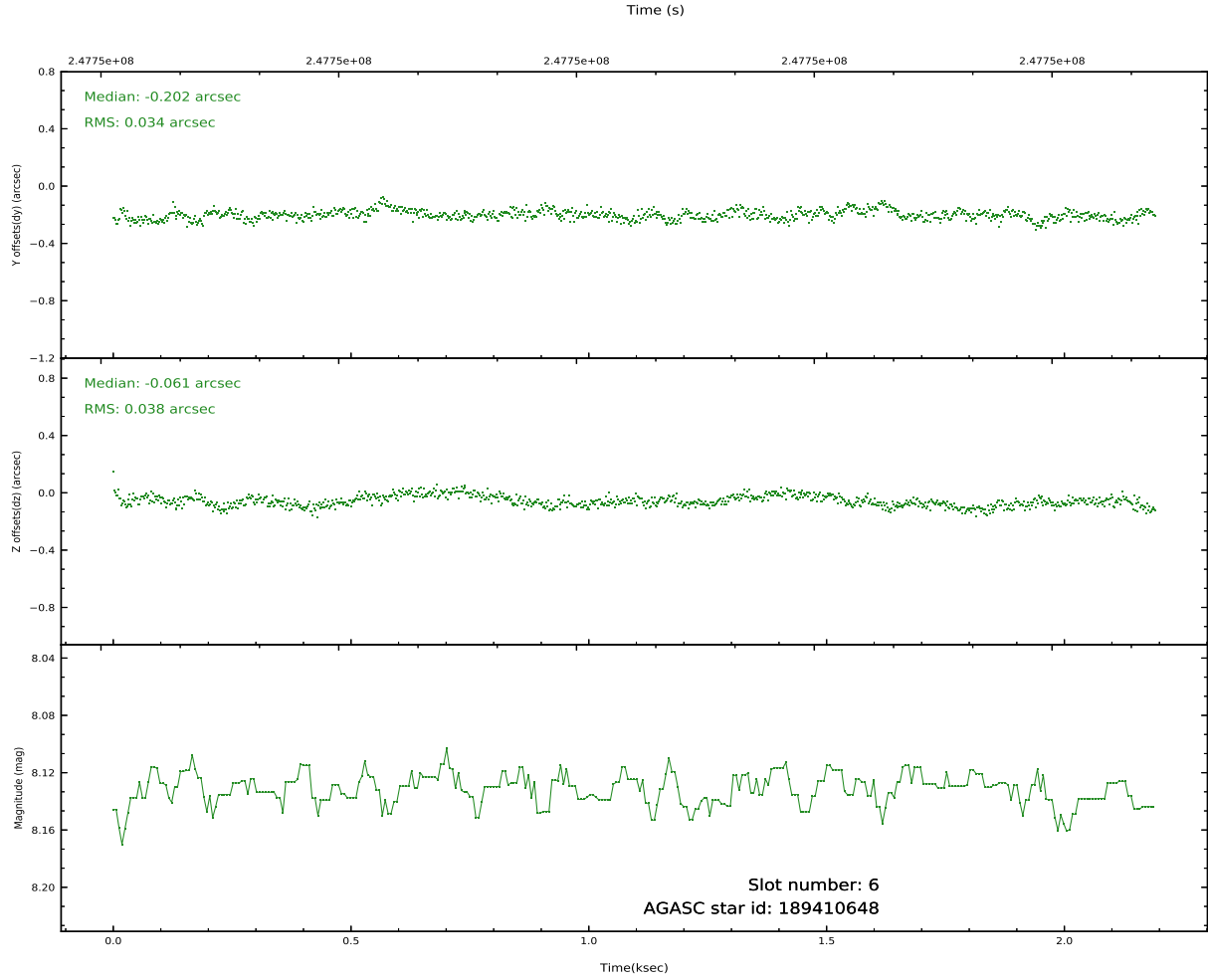
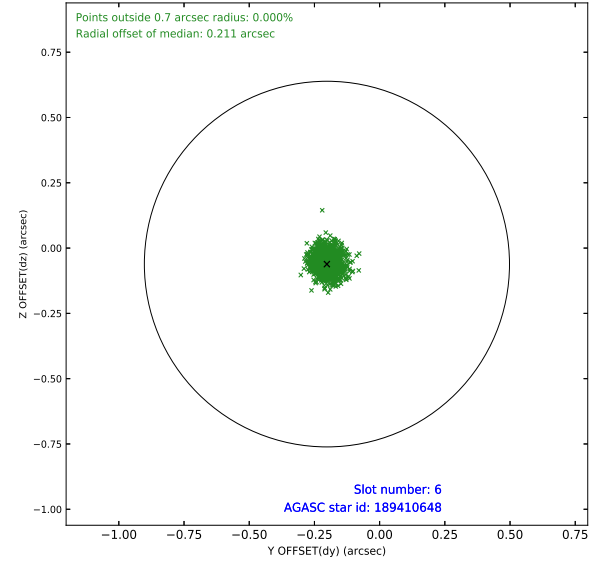
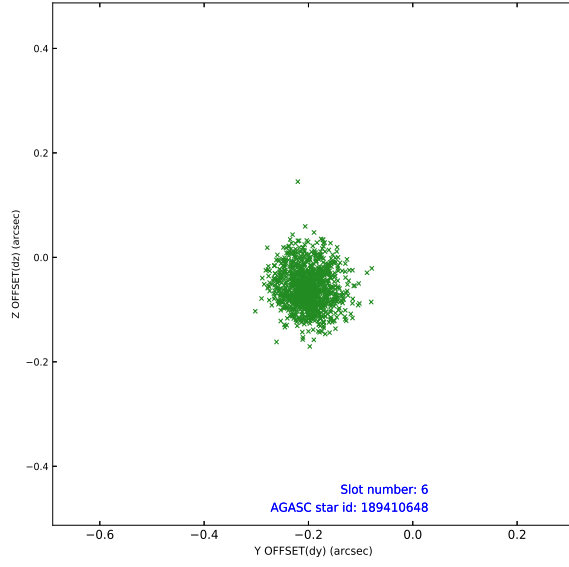
2.4.2 Slot 4



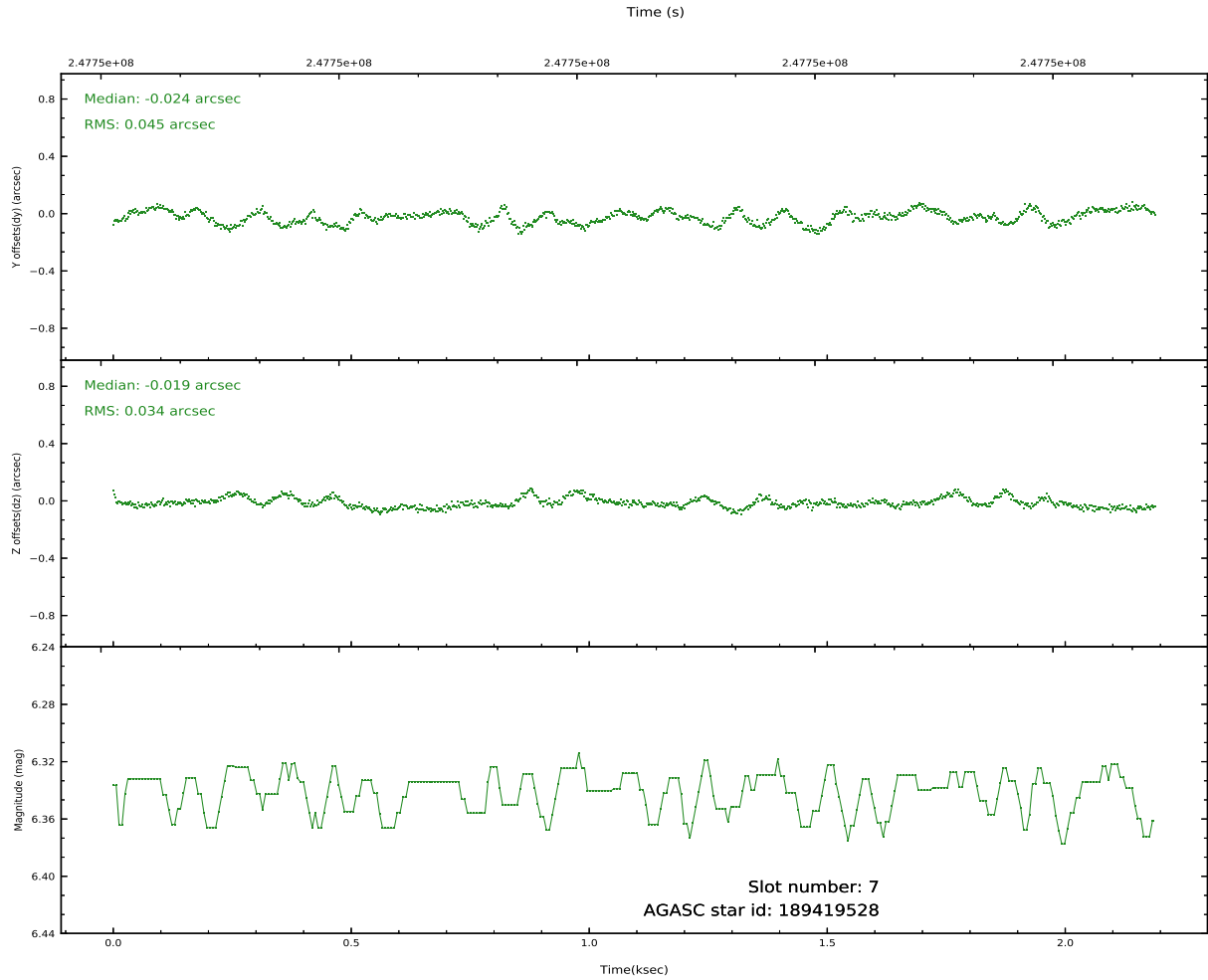
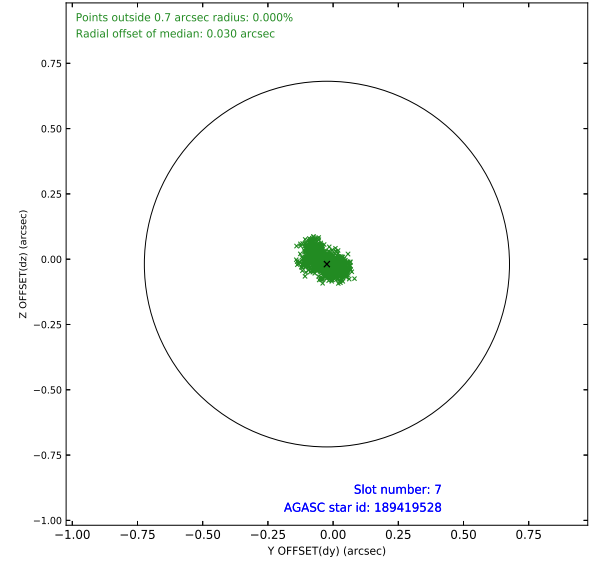
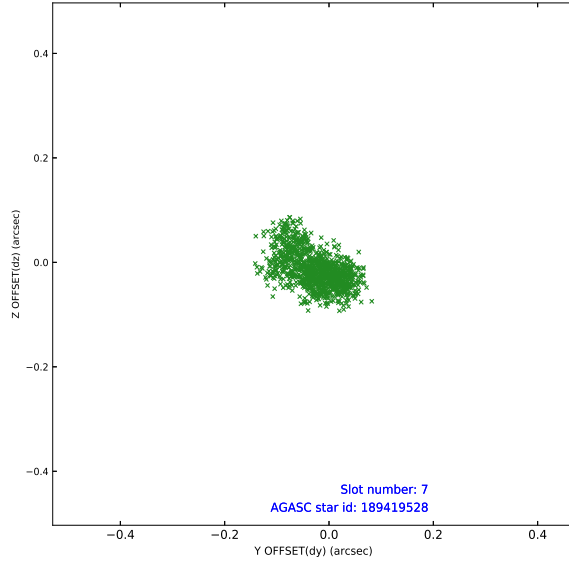
2.4.3 Slot 5



2.4.4 Slot 6

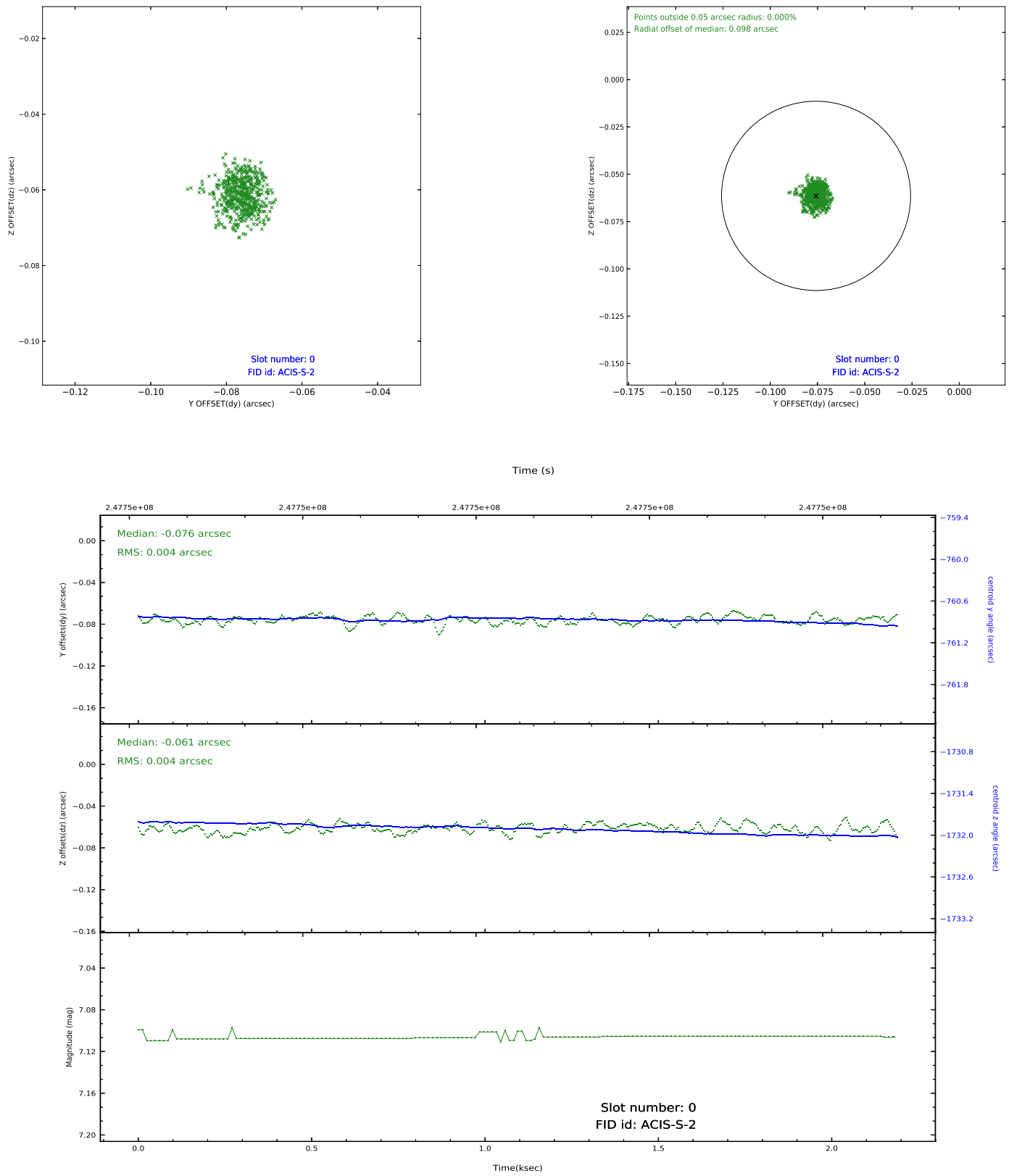


2.4.5 Slot 7

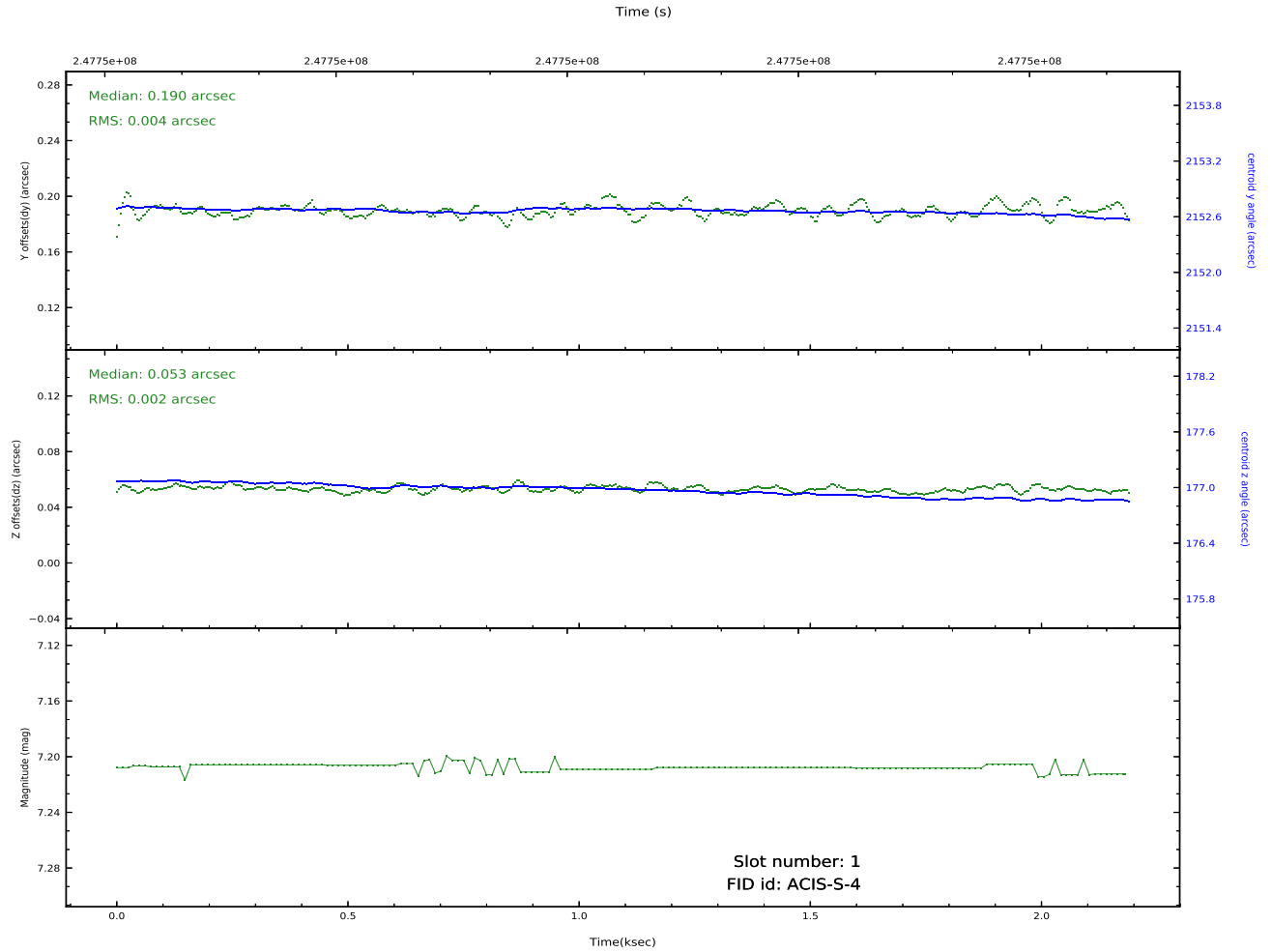
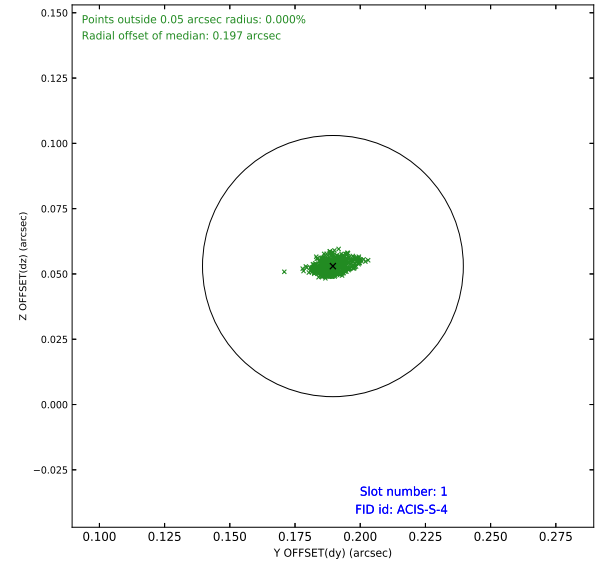
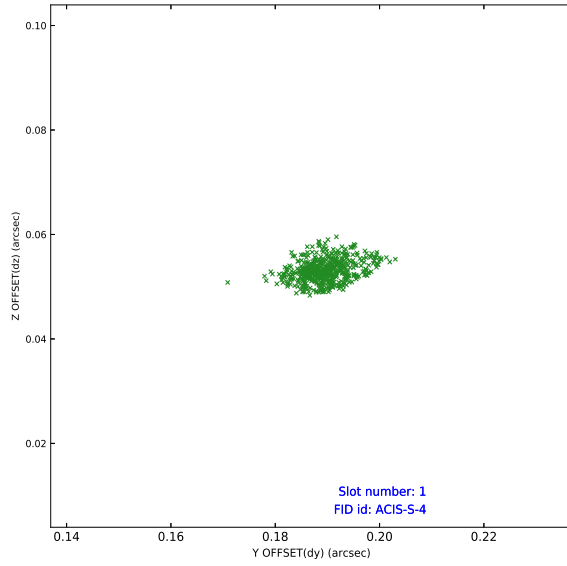


2.5 FID Slots

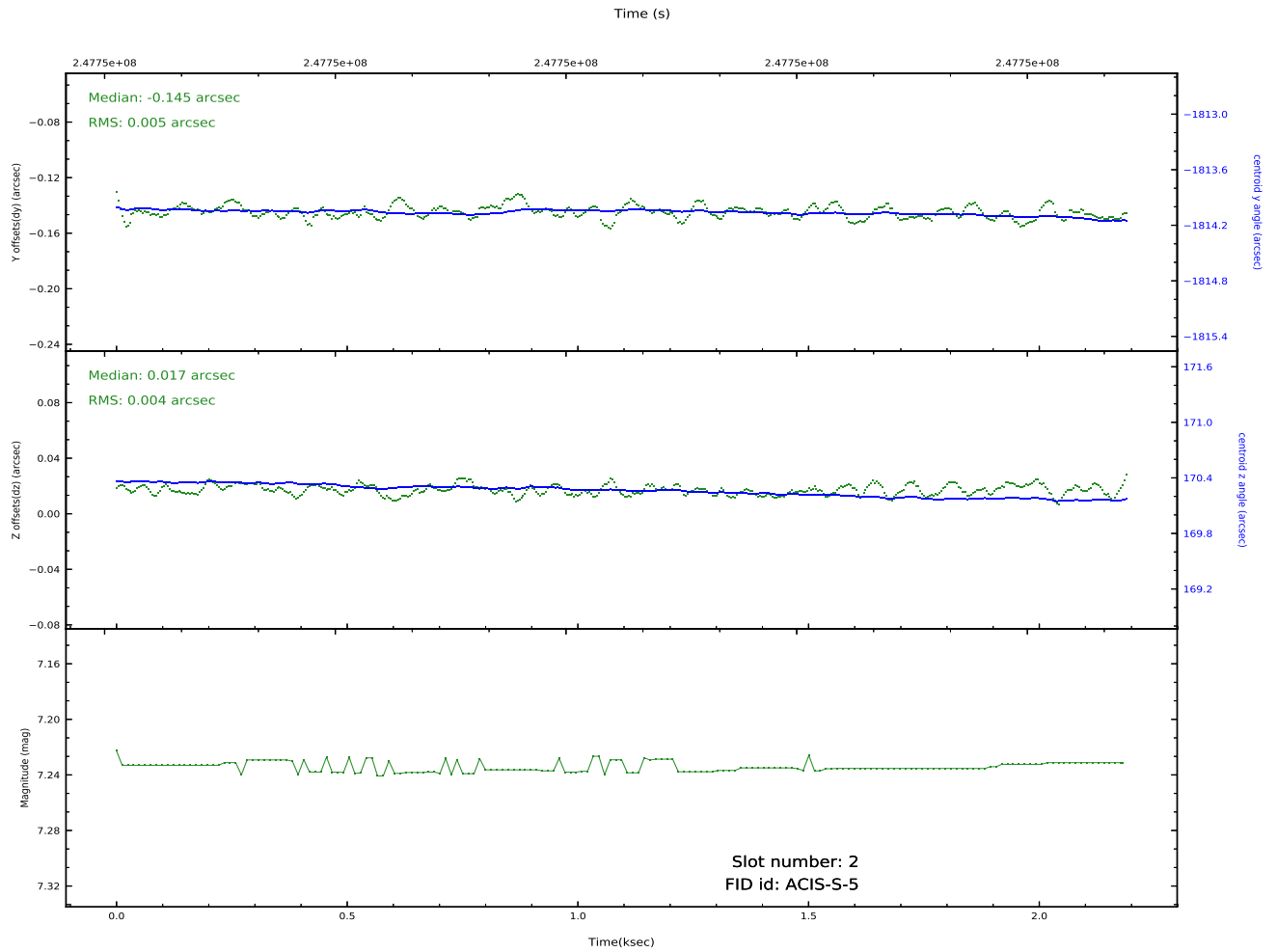
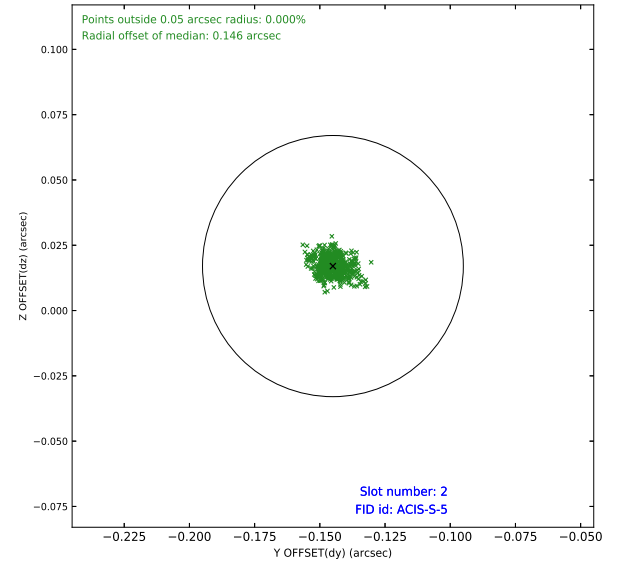
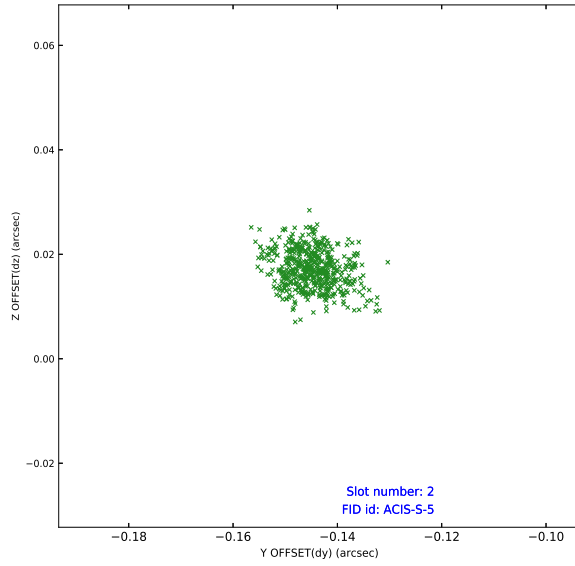
2.5.1 Slot 0



2.5.2 Slot 1



2.5.3 Slot 2



A Summary

A.1 Status

V&V Scientist	Jen Lauer
V&V Date (YYYY-MM-DD)	2020.10.15
V&V Edition	1
V&V Disposition and Status	OK
V&V Charge Time	1.961599

A.2 Comments