

V&V Reference Report

L2 ASCDS Version : 10.9.1

Observation 5875 - L2 Version 3
Chandra X-Ray Center


L2 Processing Date : Oct 11 2020

Contents

1	Front	2
2	OBI	3
2.1	OBI	3
2.1.1	Images	3
2.1.2	Bias	3
2.1.3	Parameters	4
2.1.4	Events	4
2.2	Compared Parameters	5
2.3	Aspect	6
2.4	Star Slots	9
2.4.1	Slot 3	9
2.4.2	Slot 4	10
2.4.3	Slot 5	11
2.4.4	Slot 6	12
2.4.5	Slot 7	13
2.5	FID Slots	14
2.5.1	Slot 0	14
2.5.2	Slot 1	15
2.5.3	Slot 2	16
A	Summary	17
A.1	Status	17
A.2	Comments	17

1 Front

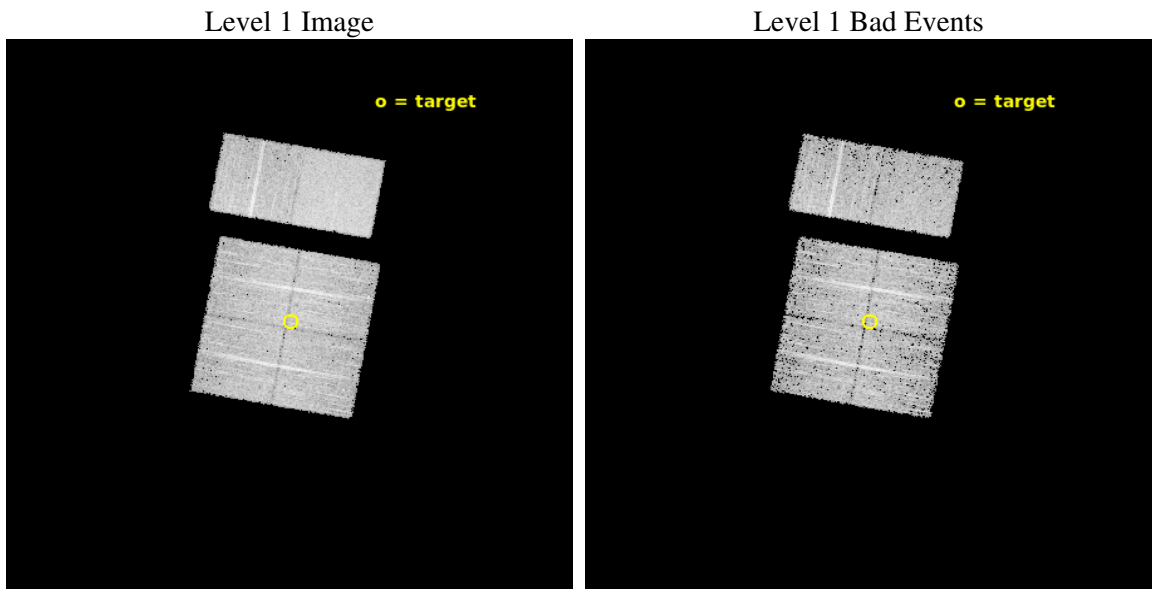
seq_num	900375	Sequence number
obs_id	5875	Observation id
title	The Spectral Energy Distributions of AGN: A Shallow Survey of the ELAIS-N1 Field	Proposal title
observer	Prof Kirpal Nandra	Principal investigator
object	ELAIS N1	Source name
dtcycle	0	
cycle	P	events from which exps? Prim/Second/Both
ra_targ	242.92375	Observer's specified target RA [deg]
dec_targ	53.956194	Observer's specified target Dec [deg]
ra_nom	242.92904511548	Nominal RA [deg]
dec_nom	53.95185661401	Nominal Dec [deg]
roll_nom	10.283770785608	Nominal Roll [deg]
revision	3	Processing version of data
ontime	5129.5590005815	Sum of GTIs [s]
livetime	5064.6054358665	Livetime [s]
ontime0	5132.7999808788	Sum of GTIs [s]
ontime1	5132.7999808788	Sum of GTIs [s]
ontime2	5132.7999808788	Sum of GTIs [s]
ontime3	5129.5590005815	Sum of GTIs [s]
ontime6	5132.7999808788	Sum of GTIs [s]
ontime7	5132.7999808788	Sum of GTIs [s]
l2events	43985	Number of level 2 events




2 OBI

2.1 OBI

2.1.1 Images



2.1.2 Bias



2.1.3 Parameters

obi_num	0	Obi number	sched_exp_time	5000.000000	[s] Scheduled observation exposure time
ascdsver	10.9.1	Processing system revision	ontime	5129.5590005815	Sum of GTIs [s]
caldsver	4.9.2	 	ontime0	5132.7999808788	Sum of GTIs [s]
date	2020-10-12T02:35:06	Date and time of file creation	ontime1	5132.7999808788	Sum of GTIs [s]
revision	3	Processing version of data	ontime2	5132.7999808788	Sum of GTIs [s]
			ontime3	5129.5590005815	Sum of GTIs [s]
			ontime6	5132.7999808788	Sum of GTIs [s]
			ontime7	5132.7999808788	Sum of GTIs [s]
			l1events	257449	Number of level 1 events

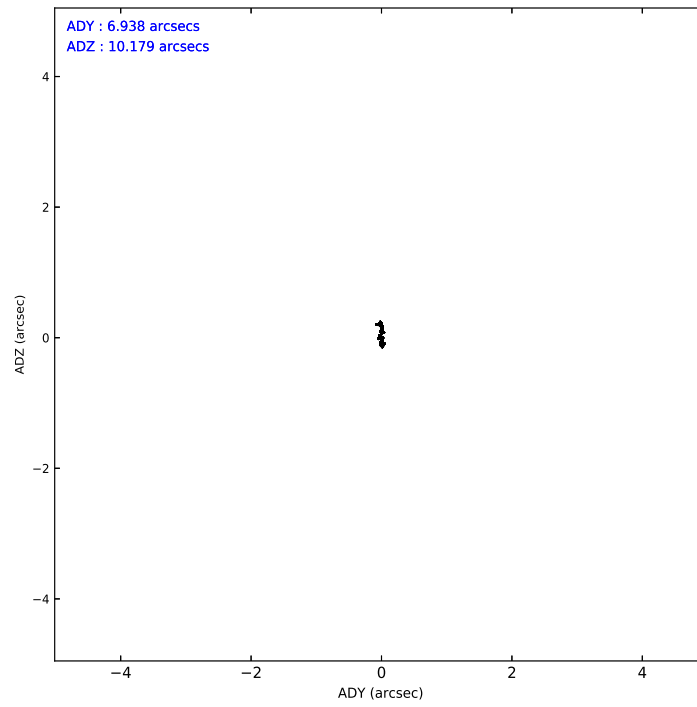
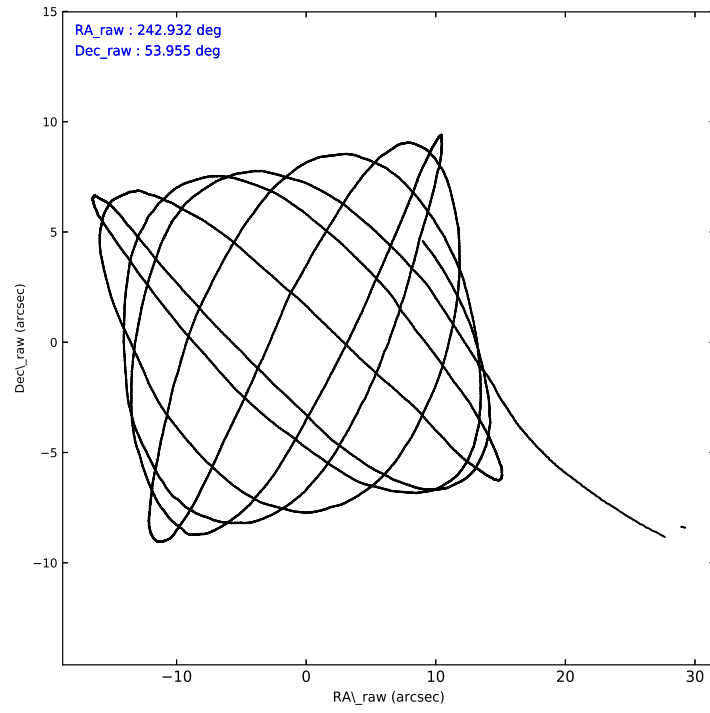
2.1.4 Events

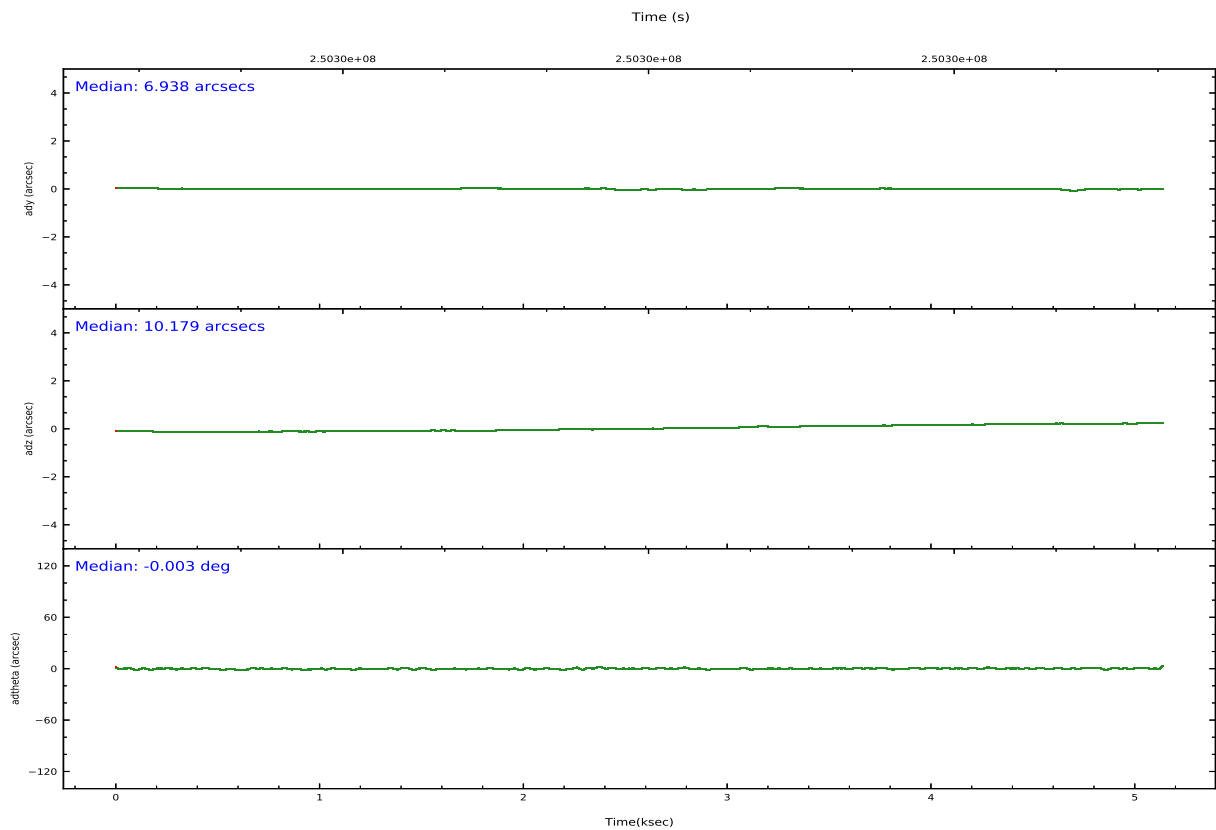
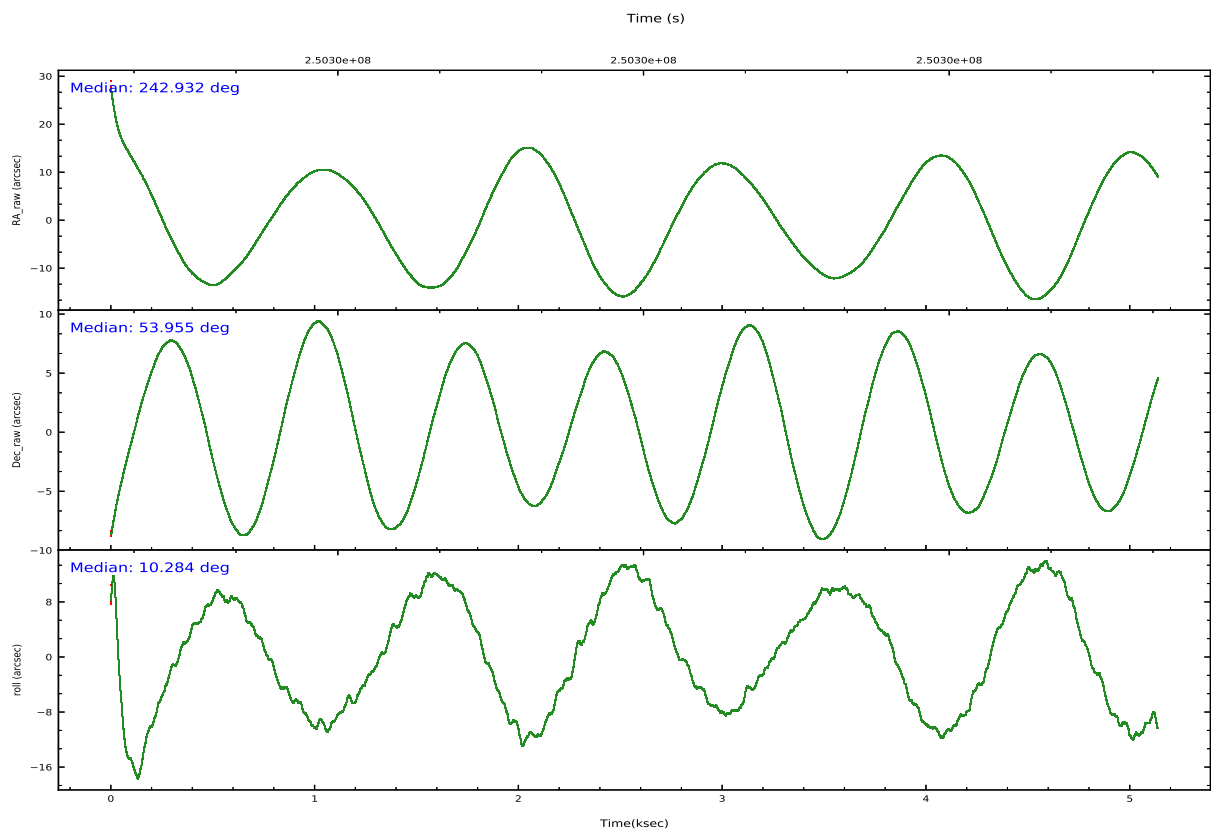
	ccd 0	ccd 1	ccd 2	ccd 3	ccd 6	ccd 7		ccd 0	ccd 1	ccd 2	ccd 3	ccd 6	ccd 7
level 1 events	37973	38287	40364	41899	42606	56320	grade 0 events	2078	1977	2266	2224	2012	2019
rejected events	33005	33140	35508	36829	37575	33321		5%	5%	5%	5%	4%	3%
rejected %	86%	86%	87%	87%	88%	59%	grade 1 events	21	27	22	25	17	62
								0%	0%	0%	0%	0%	0%
							grade 2 events	1071	1185	971	1006	1071	4632
								2%	3%	2%	2%	2%	8%
							grade 3 events	495	509	435	483	494	1999
								1%	1%	1%	1%	1%	3%
							grade 4 events	439	510	425	510	472	2048
								1%	1%	1%	1%	1%	3%
							grade 5 events	1554	1808	1587	1859	2020	5341
								4%	4%	3%	4%	4%	9%
							grade 6 events	928	1005	793	869	1018	12442
								2%	2%	1%	2%	2%	22%
							grade 7 events	31387	31266	33865	34923	35502	27777
								82%	81%	83%	83%	83%	49%

2.2 Compared Parameters

Parameter	Planned	Actual	Parameter	Planned	Actual
Instrument	ACIS	ACIS	Obspar version number	8	8
Detector	ACIS-012367	ACIS-012367	Obspar file type	PREDICTED	ACTUAL
Grating	NONE	NONE	Obspar update status	NONE	UPDATED
Data mode	VFAINT	VFAINT	Number of optional ACIS chips dropped	0	0
Observation mode	POINTING	POINTING	On-chip summing requested	N	N
[deg] Pointing RA	242.896078	242.92904511548	Subarray requested	NONE	NONE
[deg] Pointing Dec	53.937379	53.95185661401	Alternating exposures requested	N	N
[deg] Pointing Roll	10.110779	10.283770785608	[s] Primary exposure time	0.000000	3.2
[mm] SIM focus pos	-0.782348	-0.7809083437167272			
[mm] SIM defocus	0	0.001439871863259334			
[mm] SIM translation stage pos	-233.592463	-233.5874344608287			
[mm] SIM translation stage offset	0	-0.005018542100998502			
[s] Observation start time (MET)	250299025.184000	250297964.55336			
Observation start date	2005-12-06T23:29:21	2005-12-06T23:12:44			
[s] Observation end time (MET)	250304025.184000	250304159.14114			
Observation end date	2005-12-07T00:52:41	2005-12-07T00:55:59			
Read mode	TIMED	TIMED			

2.3 Aspect



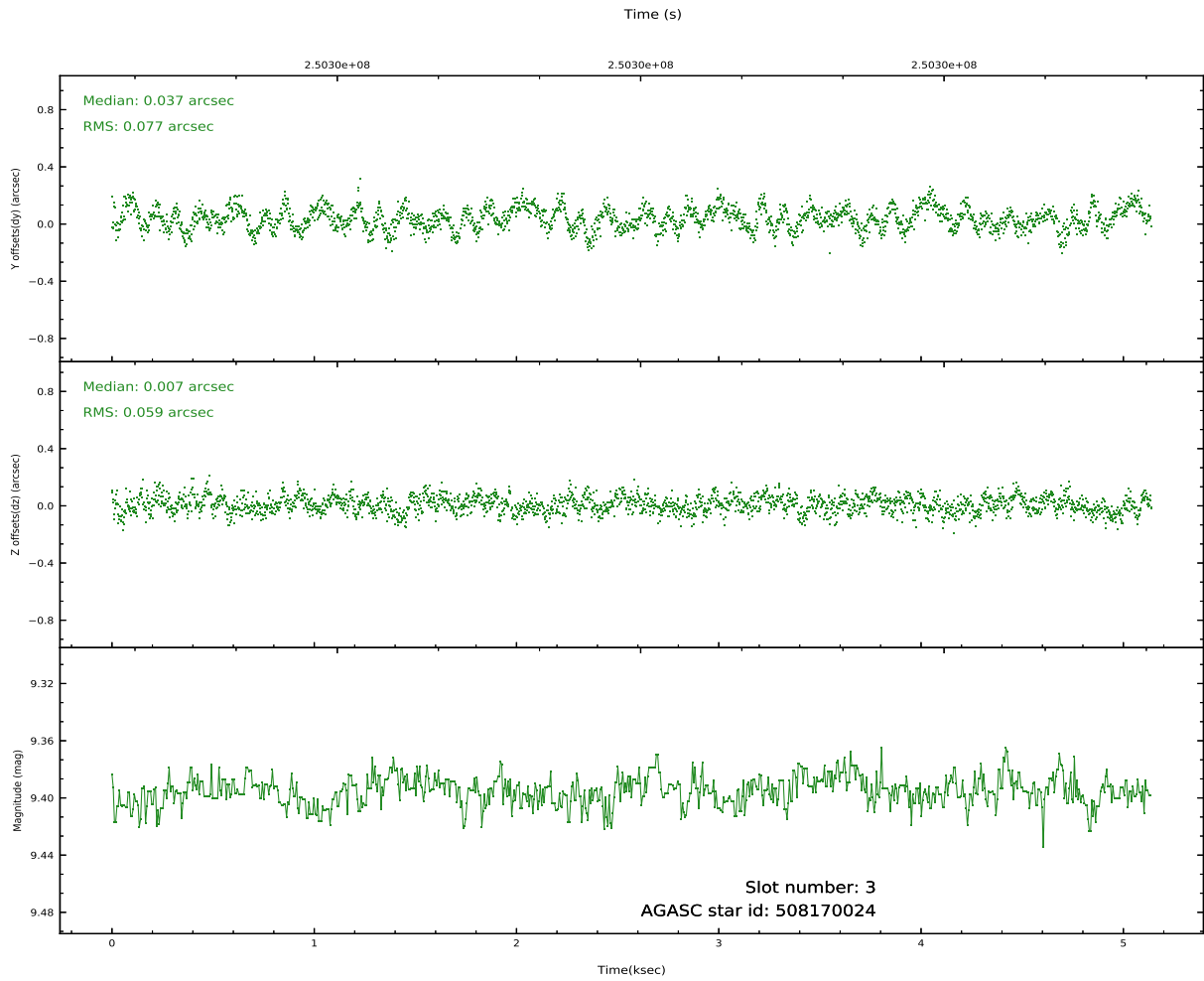
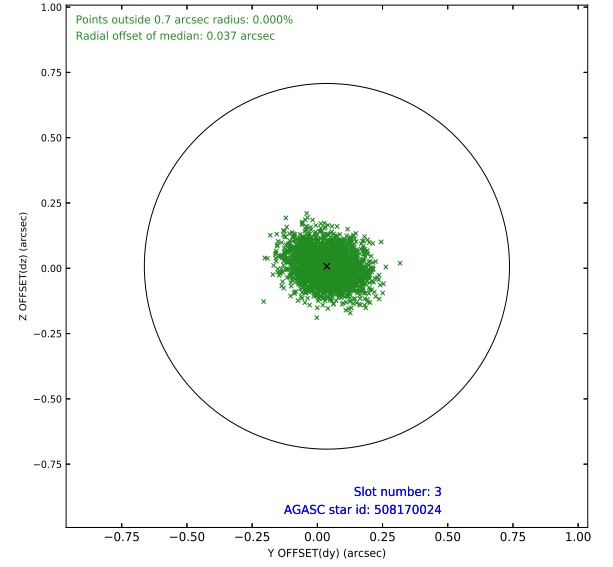
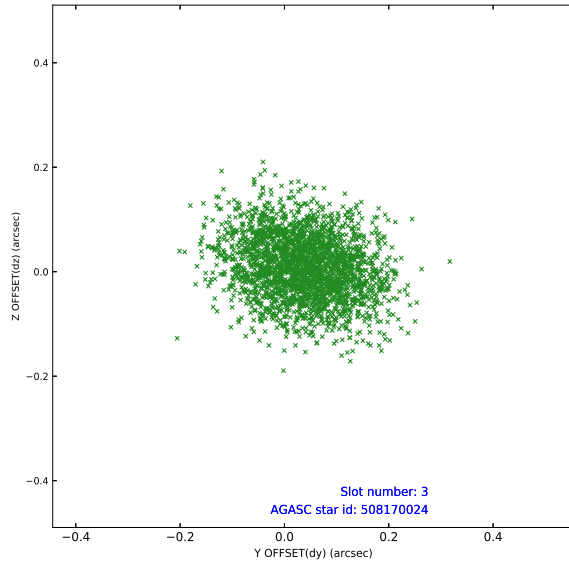


Slot Statistics

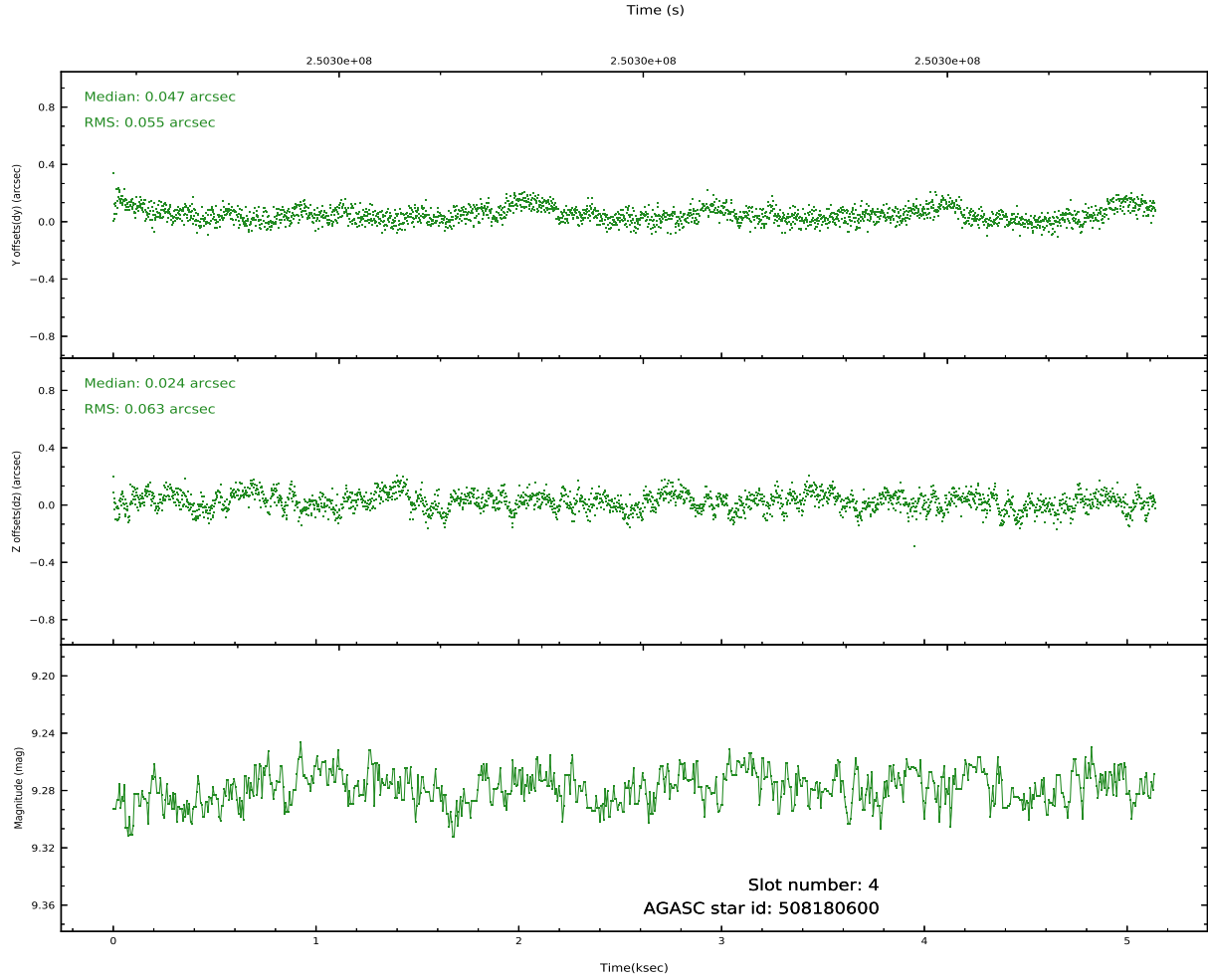
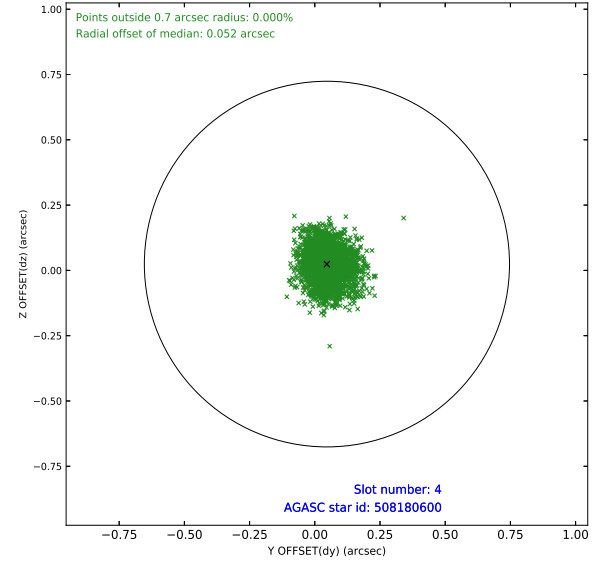
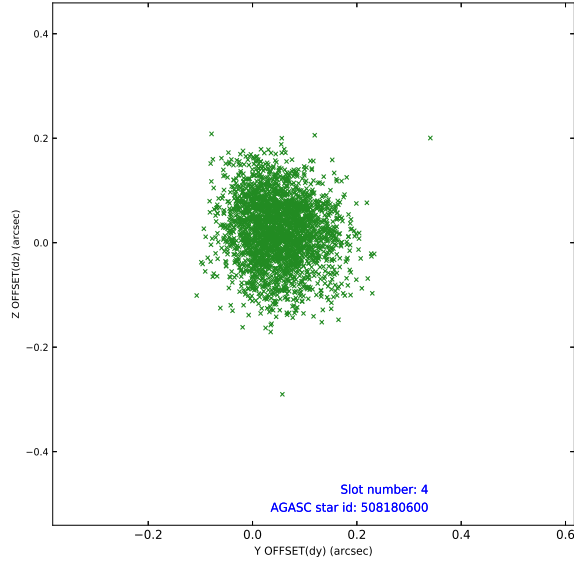
pt	status	used	id	mag	n_pts	frac_pts	med_dy	med_dz	dr1	dr2	ra	dec	mean_y	mea
0	FID		ACIS-I-2	7.15	1254	1.000	-0.096	-0.115	0.009	0.016	0.000000	0.000000	-761.52	-840
1	FID		ACIS-I-4	7.19	1254	1.000	0.194	0.088	0.006	0.011	0.000000	0.000000	2152.28	1065
2	FID		ACIS-I-5	7.23	1254	1.000	-0.198	0.096	0.009	0.015	0.000000	0.000000	-1813.95	1064
3	GUIDE	used	508170024	9.39	2506	1.000	0.037	0.007	0.105	0.167	241.730655	54.371050	-2128.62	1985
4	GUIDE	used	508180600	9.28	2506	1.000	0.047	0.024	0.090	0.146	243.000865	53.504406	-53.18	-1572
5	GUIDE	used	508170896	9.02	2496	1.000	0.017	-0.238	0.107	0.171	242.052968	54.527984	-1359.21	2412
6	GUIDE	used	508173256	9.48	2506	1.000	-0.065	0.133	0.120	0.182	242.416178	53.212147	-1476.75	-2383
7	GUIDE	used	508184416	9.46	2503	1.000	-0.043	0.069	0.109	0.170	244.083277	53.802679	2402.93	-899

2.4 Star Slots

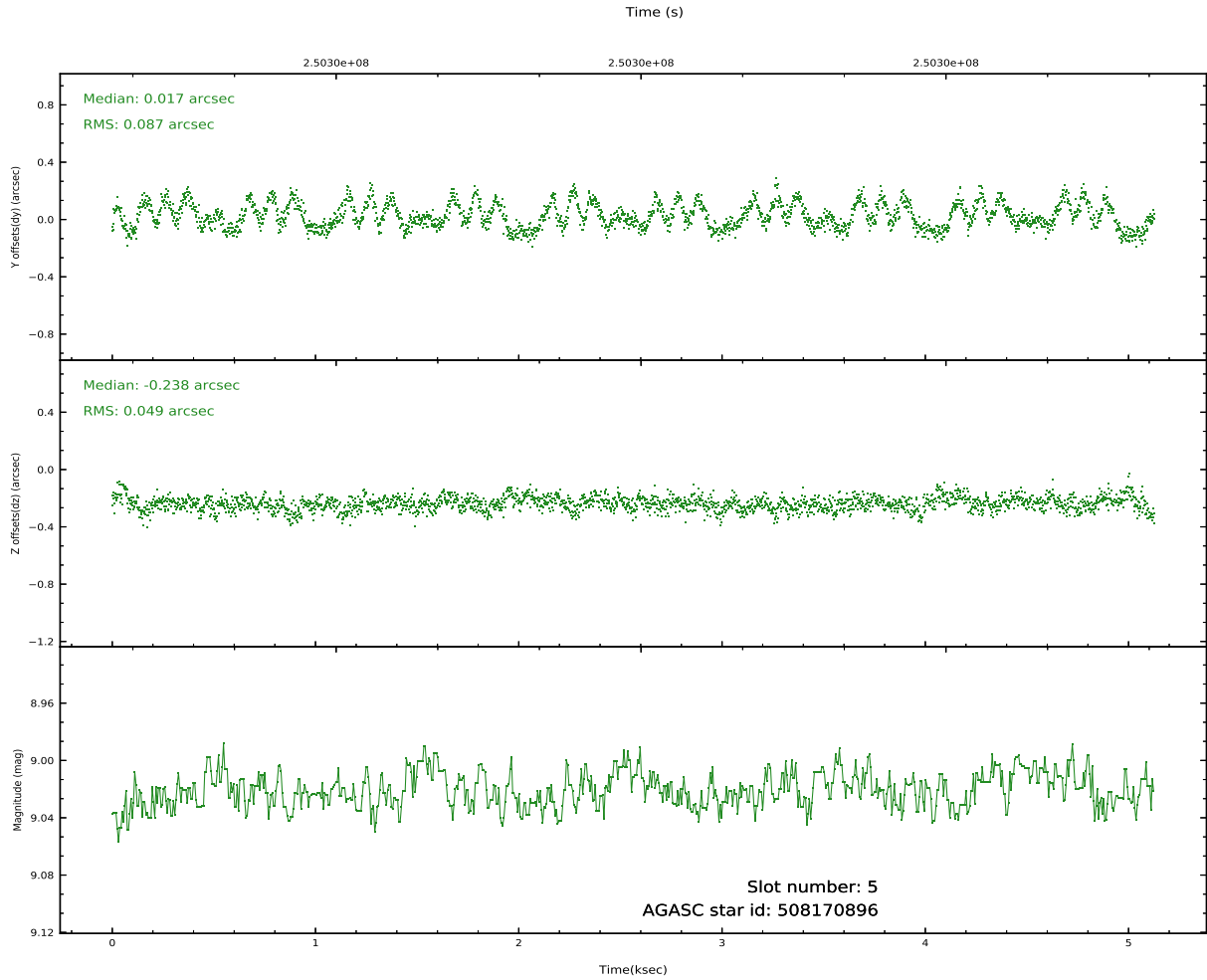
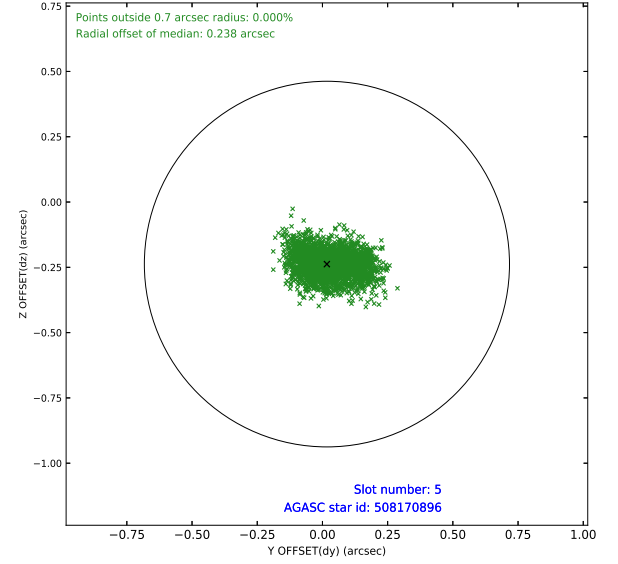
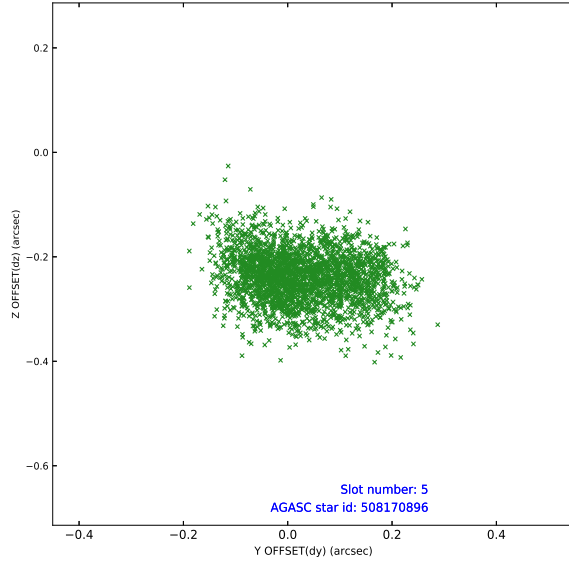
2.4.1 Slot 3



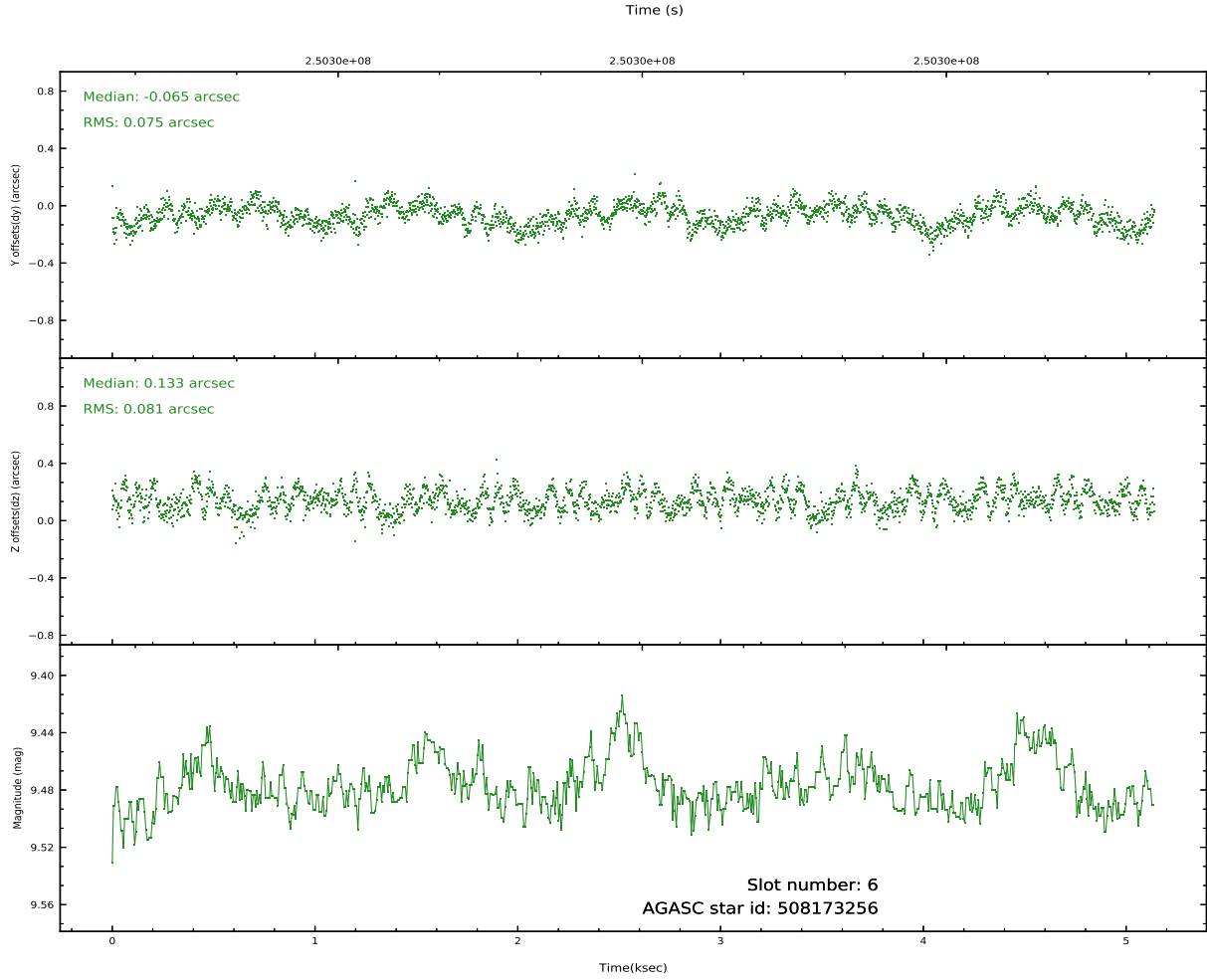
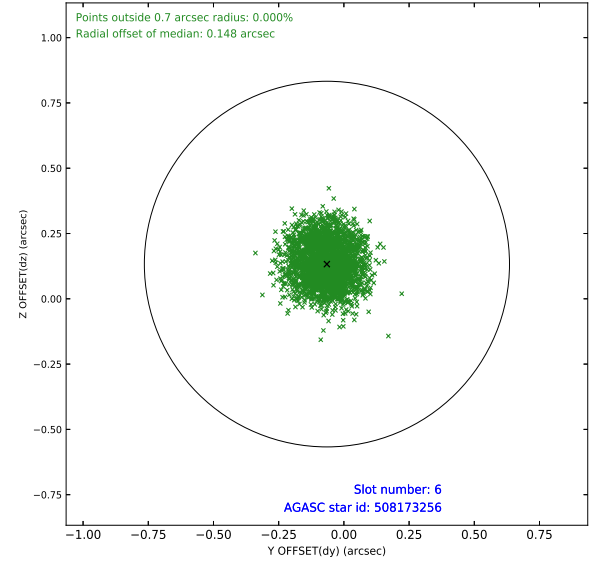
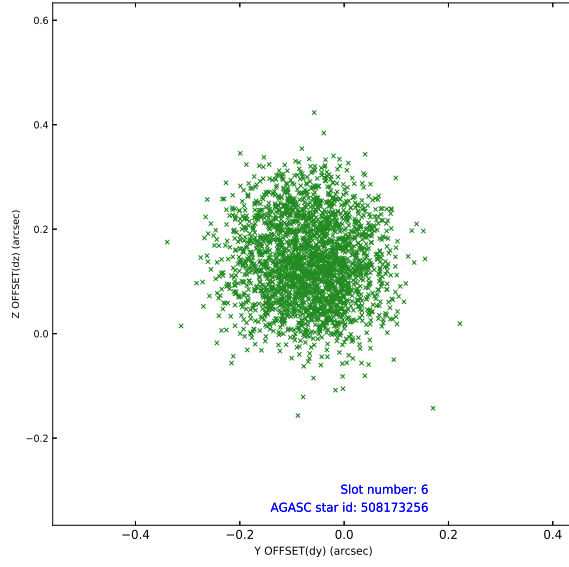
2.4.2 Slot 4



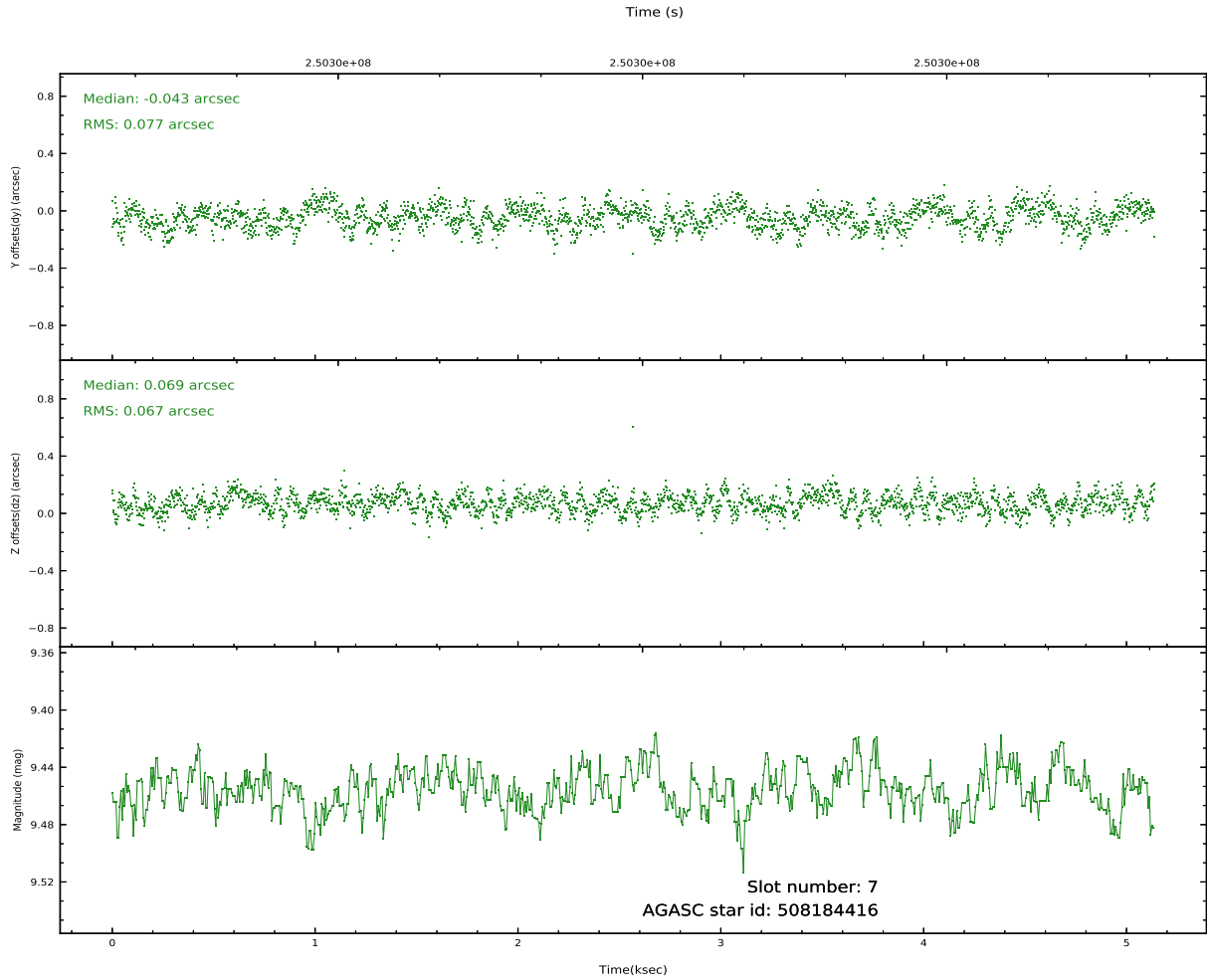
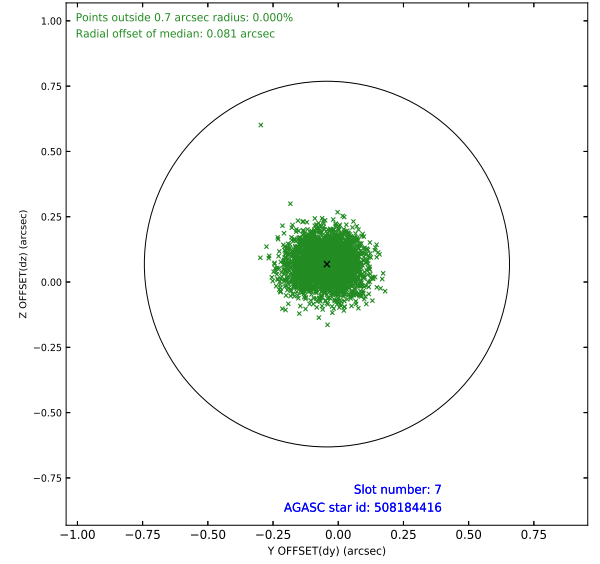
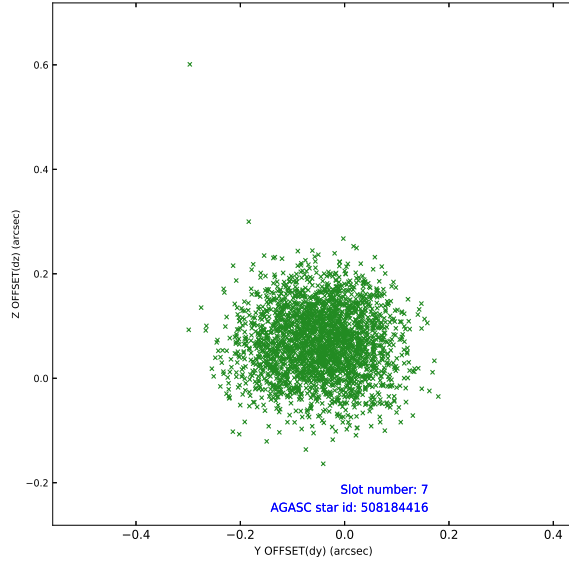
2.4.3 Slot 5



2.4.4 Slot 6

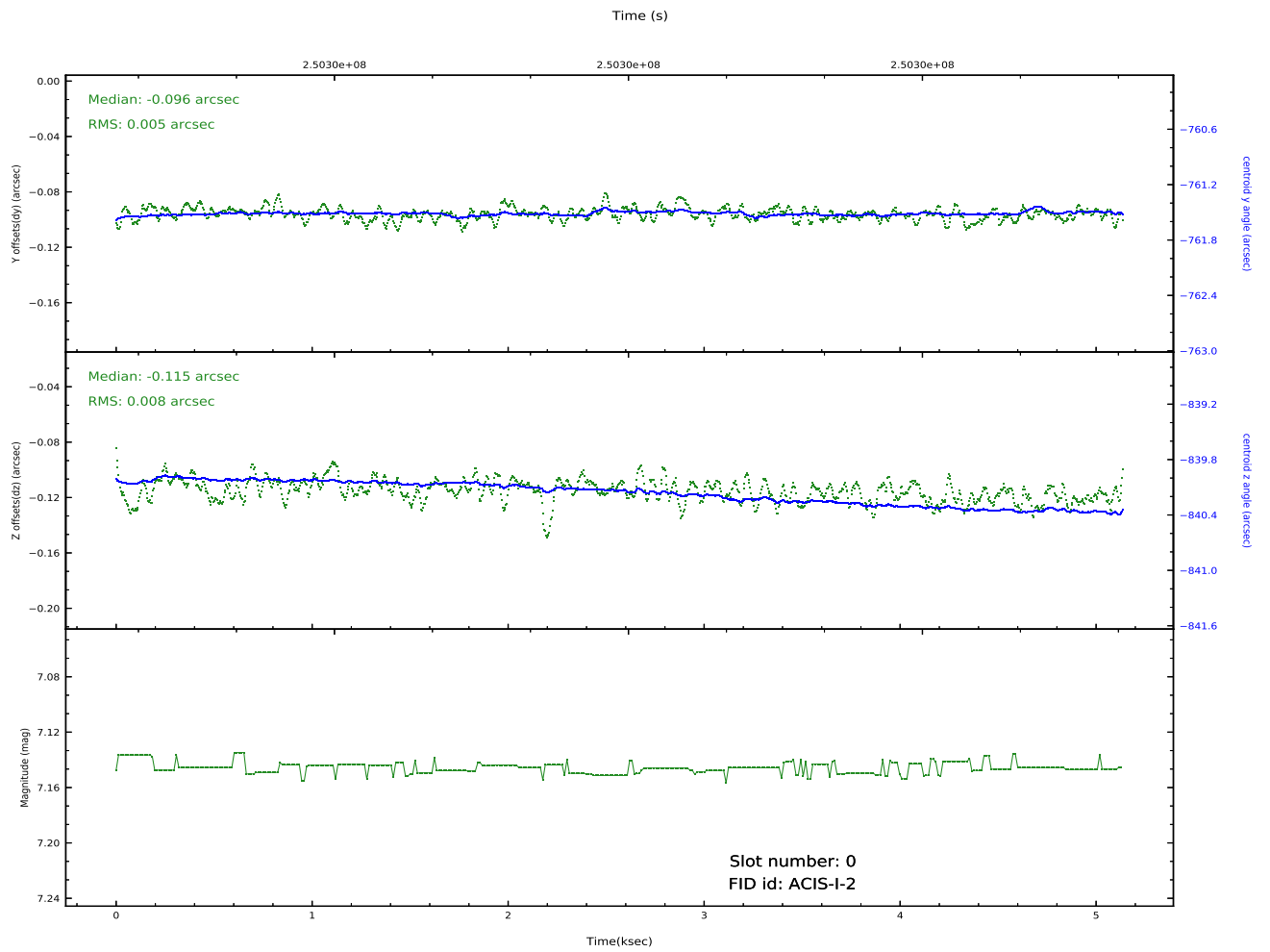
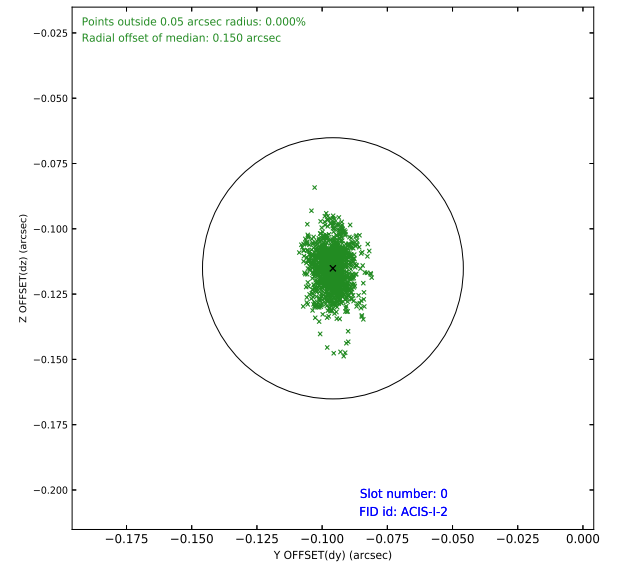
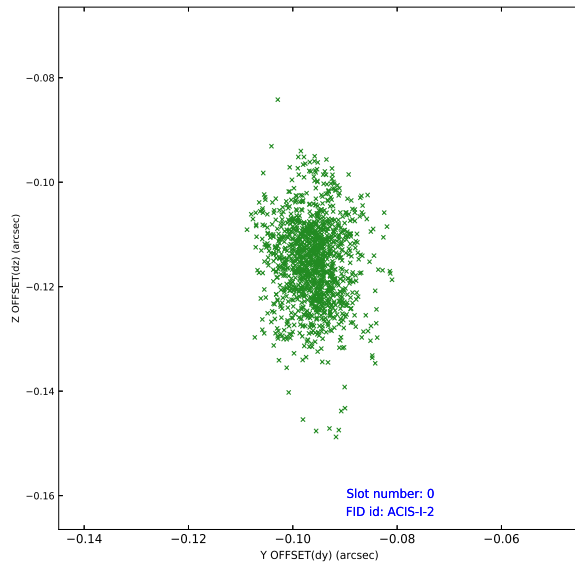


2.4.5 Slot 7

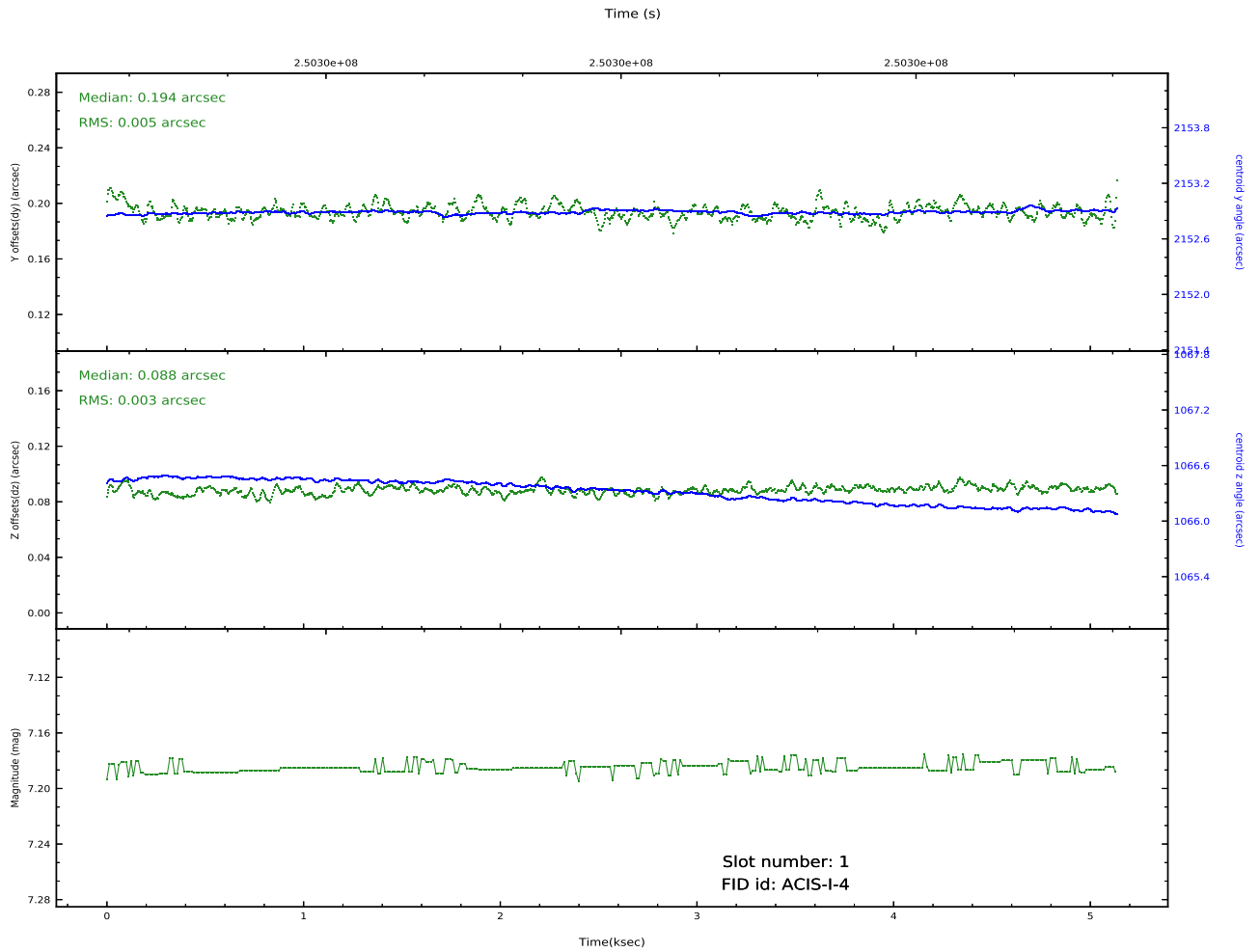
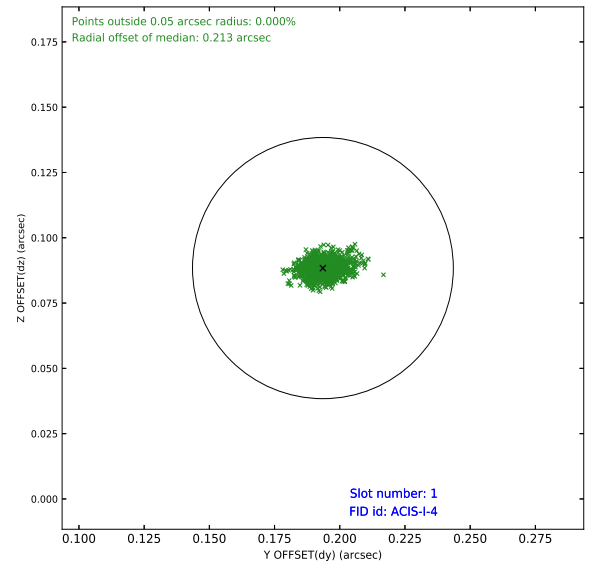
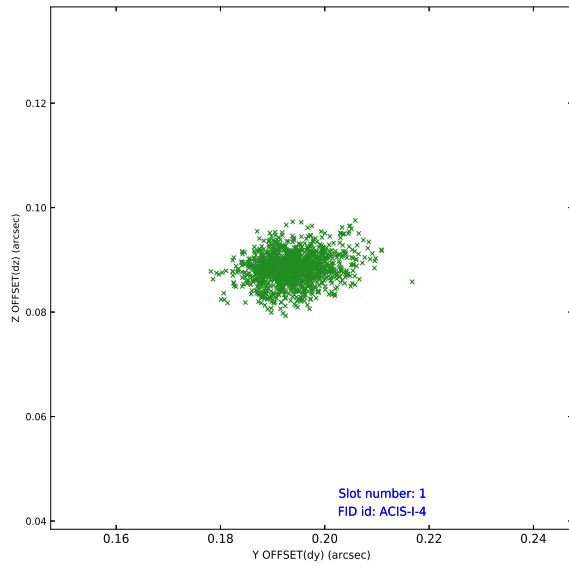


2.5 FID Slots

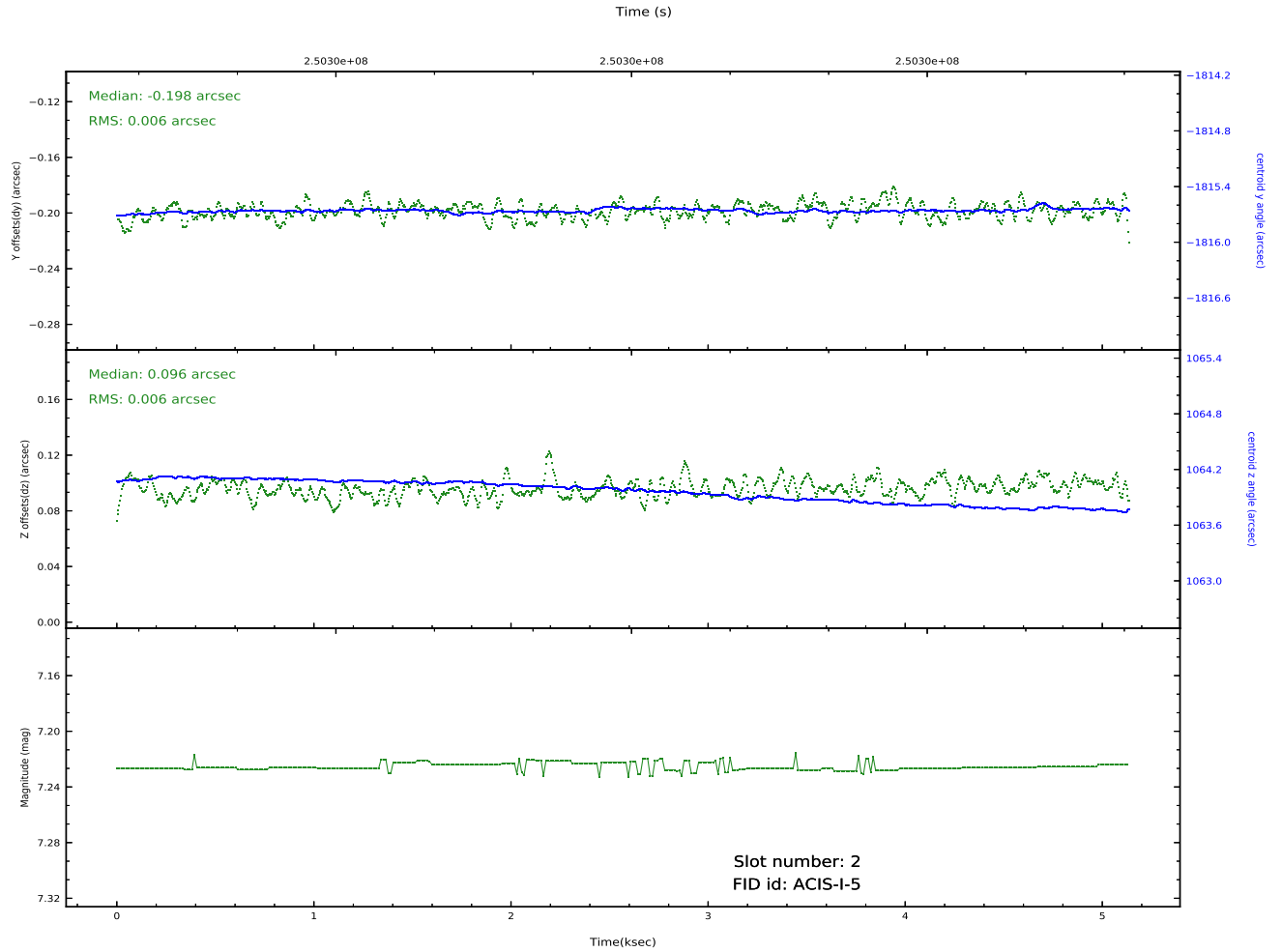
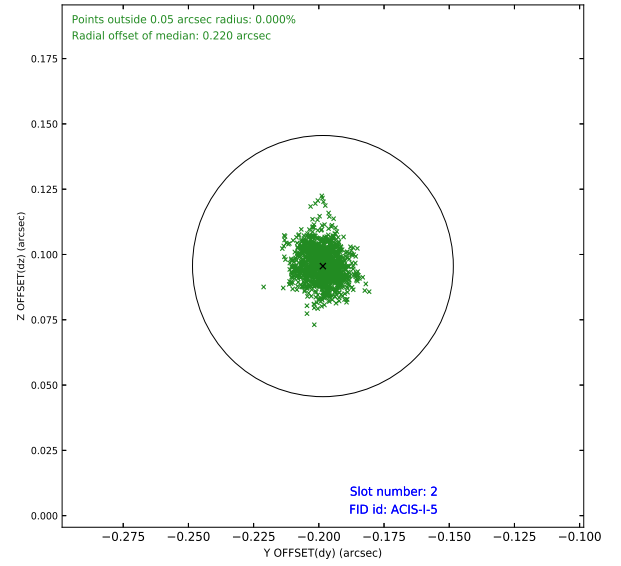
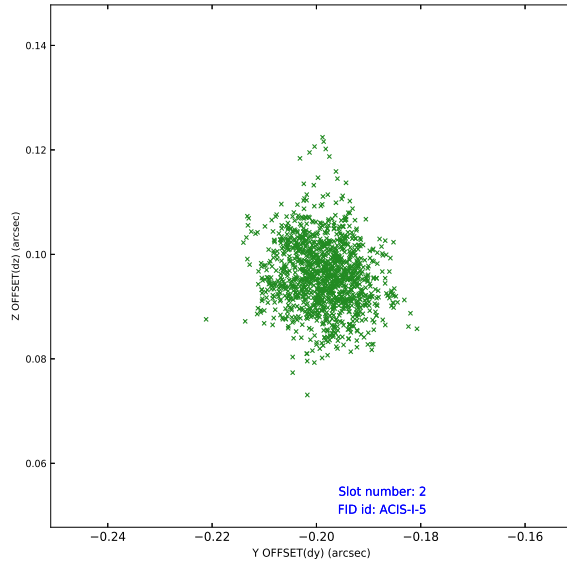
2.5.1 Slot 0



2.5.2 Slot 1



2.5.3 Slot 2



A Summary

A.1 Status

V&V Scientist	Beth Sundheim
V&V Date (YYYY-MM-DD)	2020.10.13
V&V Edition	1
V&V Disposition and Status	OK
V&V Charge Time	5.129559

A.2 Comments