

V&V Reference Report

L2 ASCDS Version : 10.9.1

Observation 5706 - L2 Version 5
Chandra X-Ray Center


L2 Processing Date : Oct 6 2020

Contents

1	Front	2
2	OBI	3
2.1	OBI	3
2.1.1	Images	3
2.1.2	Bias	3
2.1.3	Parameters	4
2.1.4	Events	4
2.2	Compared Parameters	5
2.3	Aspect	6
2.4	Star Slots	9
2.4.1	Slot 3	9
2.4.2	Slot 4	10
2.4.3	Slot 5	11
2.4.4	Slot 6	12
2.4.5	Slot 7	13
2.5	FID Slots	14
2.5.1	Slot 0	14
2.5.2	Slot 1	15
2.5.3	Slot 2	16
A	Summary	17
A.1	Status	17
A.2	Comments	17

1 Front

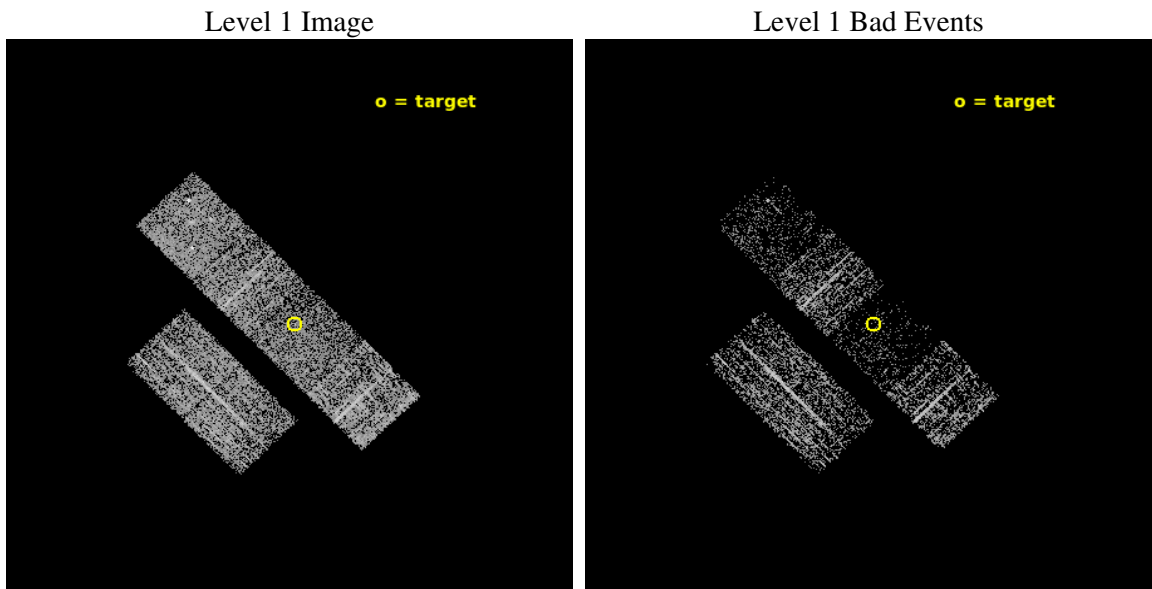
seq_num	701128	Sequence number
obs_id	5706	Observation id
title	A Uniform Chandra Survey of the Brightest and Most Extreme SDSS BALQSOs	Proposal title
observer	Dr. Scott Anderson	Principal investigator
object	SDSS J102214.77+021428.8	Source name
dtcycle	0	
cycle	P	events from which exps? Prim/Second/Both
ra_targ	155.561667	Observer's specified target RA [deg]
dec_targ	2.241333	Observer's specified target Dec [deg]
ra_nom	155.57060717793	Nominal RA [deg]
dec_nom	2.2434045041217	Nominal Dec [deg]
roll_nom	45.934624947531	Nominal Roll [deg]
revision	5	Processing version of data
ontime	1628.7999939322	Sum of GTIs [s]
livetime	1608.1751476635	Livetime [s]
ontime2	1628.7999939322	Sum of GTIs [s]
ontime3	1628.7999939322	Sum of GTIs [s]
ontime5	1628.7999939322	Sum of GTIs [s]
ontime6	1628.7999939322	Sum of GTIs [s]
ontime7	1628.7999939322	Sum of GTIs [s]
ontime8	1628.7999939322	Sum of GTIs [s]
l2events	9479	Number of level 2 events




2 OBI

2.1 OBI

2.1.1 Images



2.1.2 Bias



2.1.3 Parameters

obi_num	0	Obi number	sched_exp_time	1500.000000	[s] Scheduled observation exposure time
ascdsver	10.9.1	Processing system revision	ontime	1628.7999939322	Sum of GTIs [s]
caldbver	4.9.2	 	ontime2	1628.7999939322	Sum of GTIs [s]
date	2020-10-06T14:47:49	Date and time of file creation	ontime3	1628.7999939322	Sum of GTIs [s]
revision	5	Processing version of data	ontime5	1628.7999939322	Sum of GTIs [s]
			ontime6	1628.7999939322	Sum of GTIs [s]
			ontime7	1628.7999939322	Sum of GTIs [s]
			ontime8	1628.7999939322	Sum of GTIs [s]
			l1events	53266	Number of level 1 events

2.1.4 Events

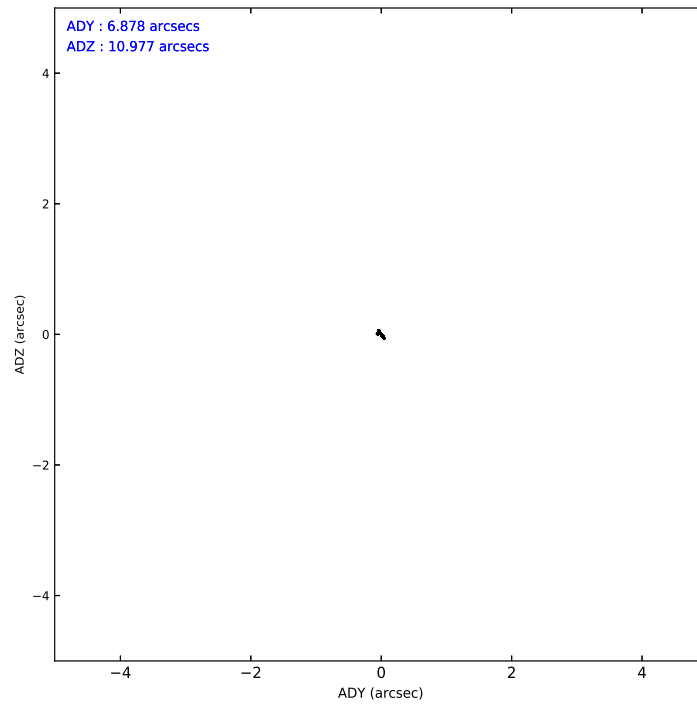
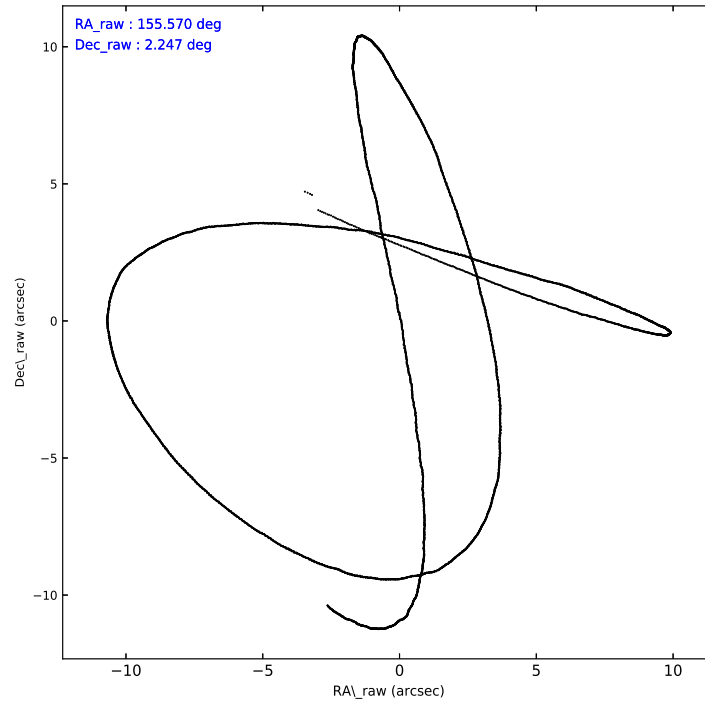
	ccd 2	ccd 3	ccd 5	ccd 6	ccd 7	ccd 8
level 1 events	9646	9405	8659	8661	5448	11447
rejected events	8867	8682	3884	7781	2588	8990
rejected %	91%	92%	44%	89%	47%	78%

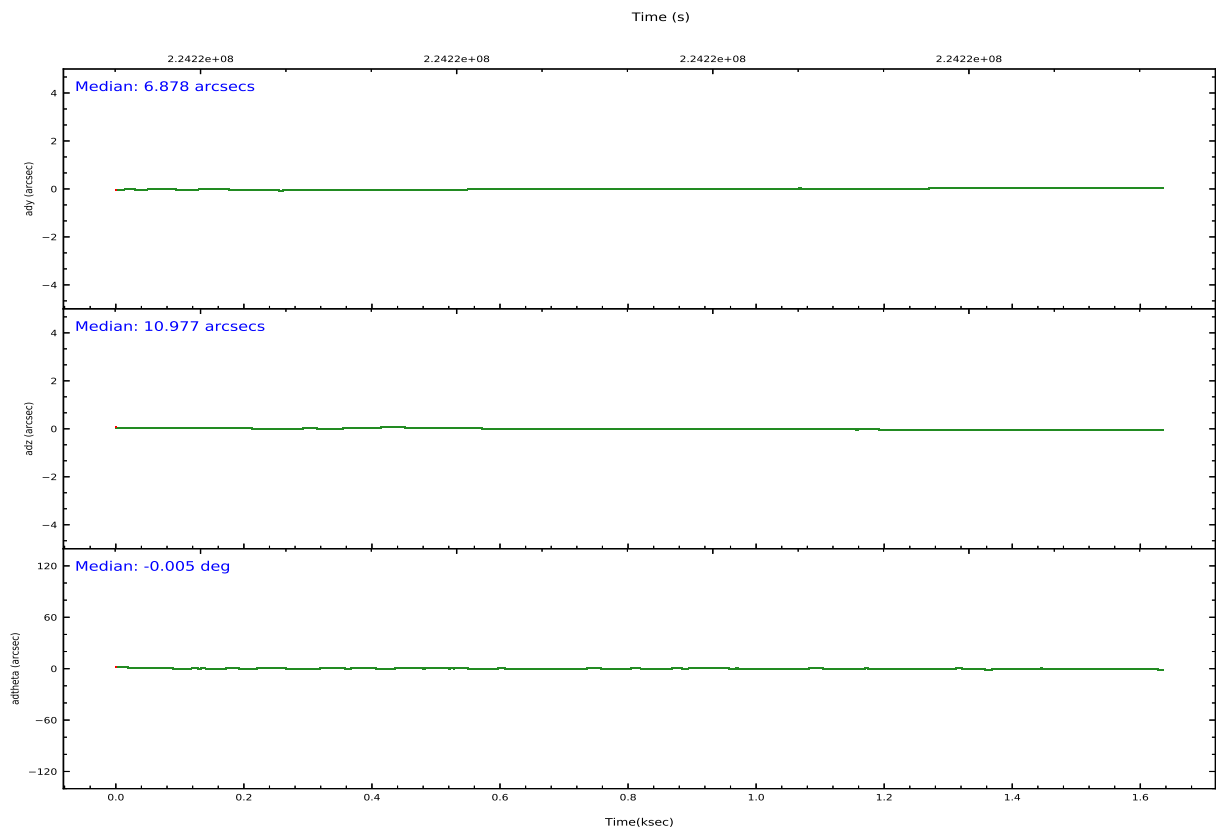
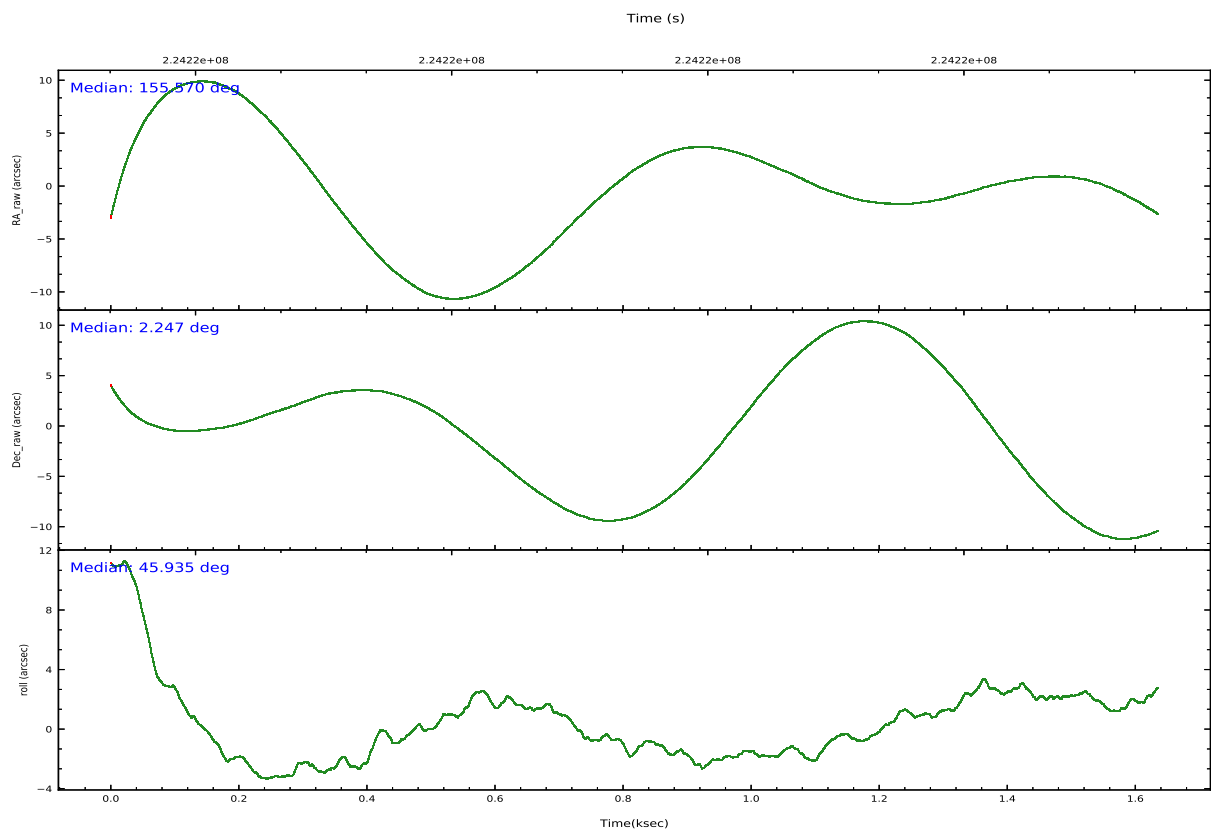
	ccd 2	ccd 3	ccd 5	ccd 6	ccd 7	ccd 8
grade 0 events	350	335	941	470	399	729
	3%	3%	10%	5%	7%	6%
grade 1 events	0	7	19	5	10	13
	0%	0%	0%	0%	0%	0%
grade 2 events	213	145	1715	178	837	647
	2%	1%	19%	2%	15%	5%
grade 3 events	96	104	275	102	354	328
	0%	1%	3%	1%	6%	2%
grade 4 events	87	78	288	78	323	307
	0%	0%	3%	0%	5%	2%
grade 5 events	145	187	695	176	581	288
	1%	1%	8%	2%	10%	2%
grade 6 events	137	132	2165	146	1296	725
	1%	1%	25%	1%	23%	6%
grade 7 events	8618	8417	2561	7506	1648	8410
	89%	89%	29%	86%	30%	73%

2.2 Compared Parameters

Parameter	Planned	Actual	Parameter	Planned	Actual
Instrument	ACIS	ACIS	Obspar version number	8	8
Detector	ACIS-235678	ACIS-235678	Obspar file type	PREDICTED	ACTUAL
Grating	NONE	NONE	Obspar update status	NONE	UPDATED
Data mode	VFAINT	VFAINT	Number of optional ACIS chips dropped	0	0
Observation mode	POINTING	POINTING	On-chip summing requested	N	N
[deg] Pointing RA	155.563254	155.57060717793	Subarray requested	NONE	NONE
[deg] Pointing Dec	2.220492	2.2434045041217	Alternating exposures requested	N	N
[deg] Pointing Roll	45.776644	45.934624947531	[s] Primary exposure time	0.000000	3.2
[mm] SIM focus pos	-0.684267	-0.6828225247311905			
[mm] SIM defocus	0	0.001444936568705701			
[mm] SIM translation stage pos	-190.132523	-190.1425803651734			
[mm] SIM translation stage offset	0	0.01005778216563158			
[s] Observation start time (MET)	224222804.184000	224221659.96082			
Observation start date	2005-02-08T04:05:40	2005-02-08T03:47:39			
[s] Observation end time (MET)	224224304.184000	224224873.33596			
Observation end date	2005-02-08T04:30:40	2005-02-08T04:41:13			
Read mode	TIMED	TIMED			

2.3 Aspect



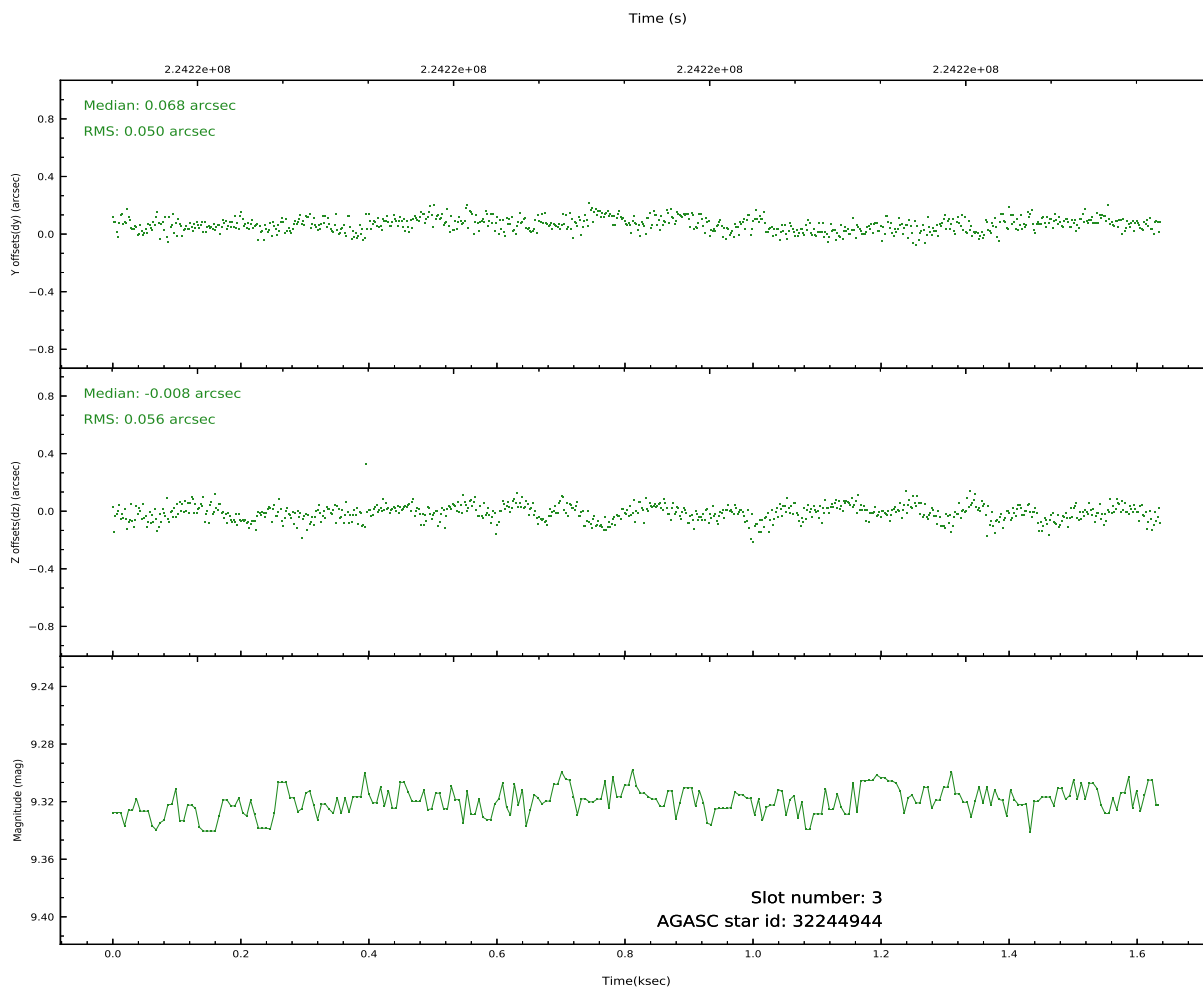
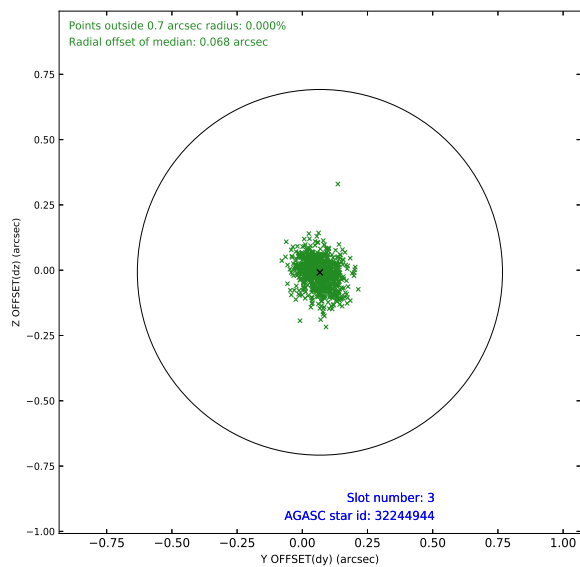
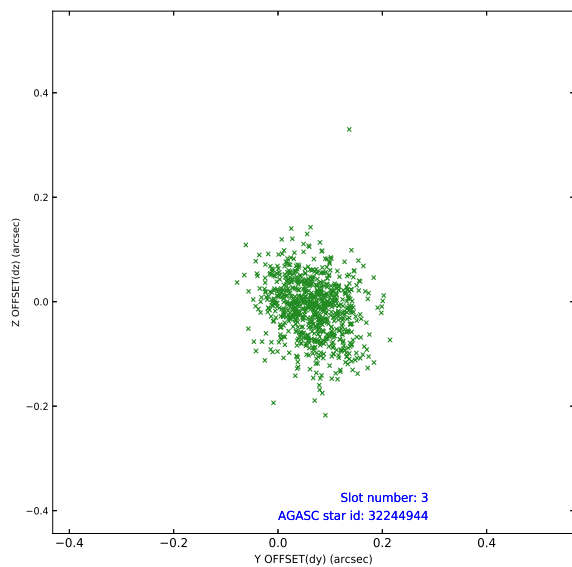


Slot Statistics

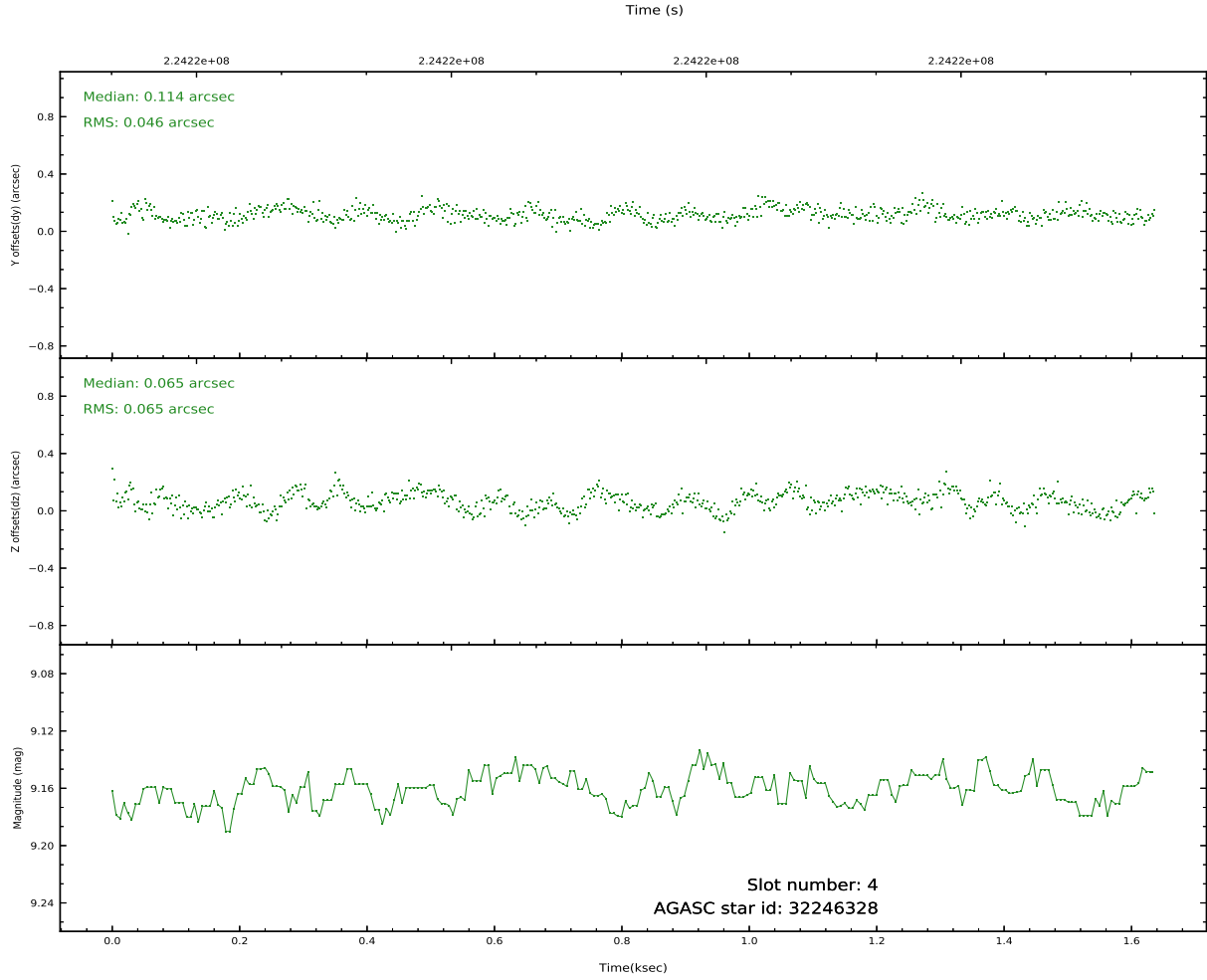
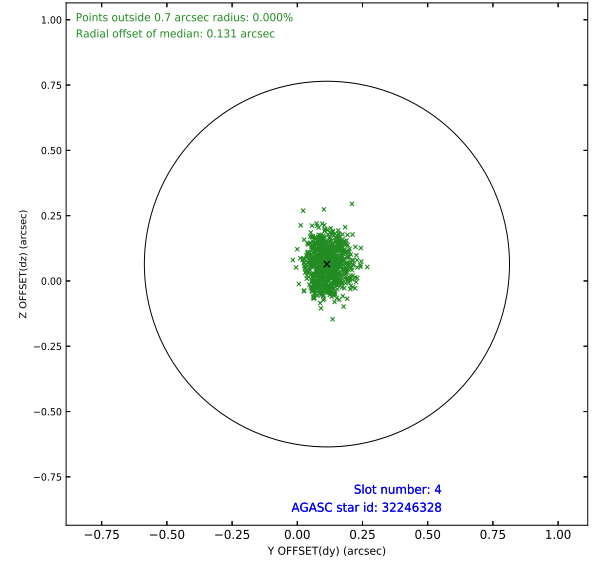
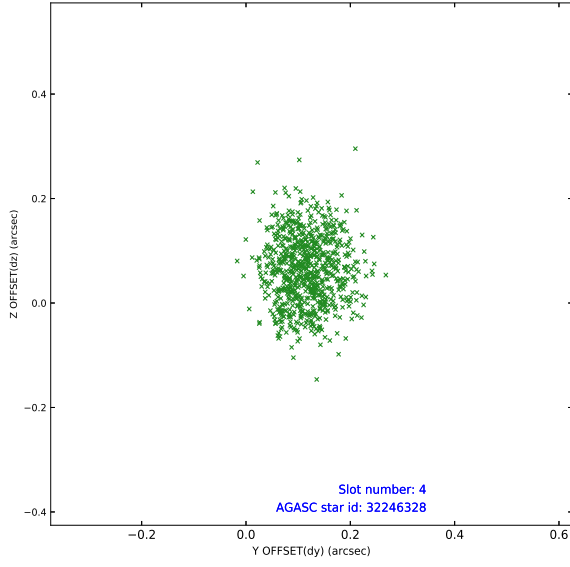
pt	status	used	id	mag	n_pts	frac_pts	med_dy	med_dz	dr1	dr2	ra	dec	mean_y	mea
0	FID		ACIS-S-2	7.10	399	1.000	-0.103	-0.088	0.007	0.010	0.000000	0.000000	-759.69	-1732
1	FID		ACIS-S-4	7.20	400	1.000	0.093	0.045	0.005	0.009	0.000000	0.000000	2151.91	172
2	FID		ACIS-S-6	7.35	399	1.000	-0.017	0.050	0.007	0.011	0.000000	0.000000	407.52	814
3	GUIDE	used	32244944	9.32	799	1.000	0.068	-0.008	0.077	0.133	155.202898	2.350877	-567.98	1256
4	GUIDE	used	32246328	9.16	799	1.000	0.114	0.065	0.086	0.132	155.607732	1.468005	-1830.58	-2002
5	GUIDE	used	32637400	8.86	798	1.000	-0.049	0.047	0.066	0.106	155.651896	2.796545	1705.54	1216
6	GUIDE	used	32638280	8.02	799	1.000	-0.011	-0.070	0.056	0.089	155.931028	2.619345	1951.97	55
7	GUIDE	used	32637320	7.97	798	1.000	-0.119	-0.028	0.045	0.074	155.945284	2.651709	2072.71	99

2.4 Star Slots

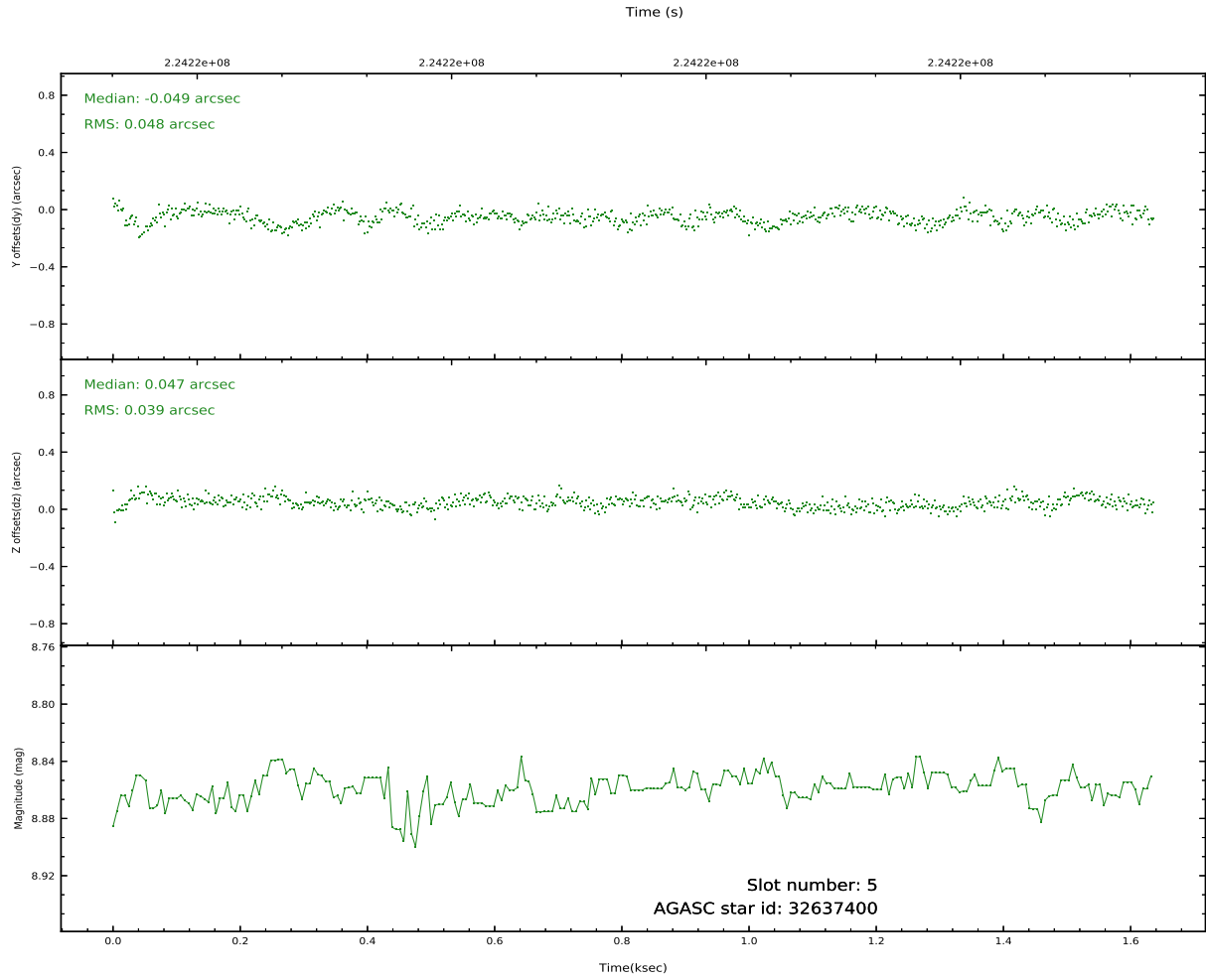
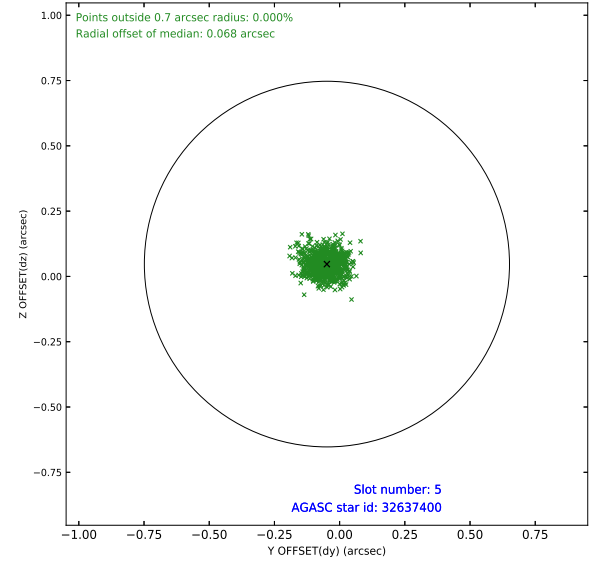
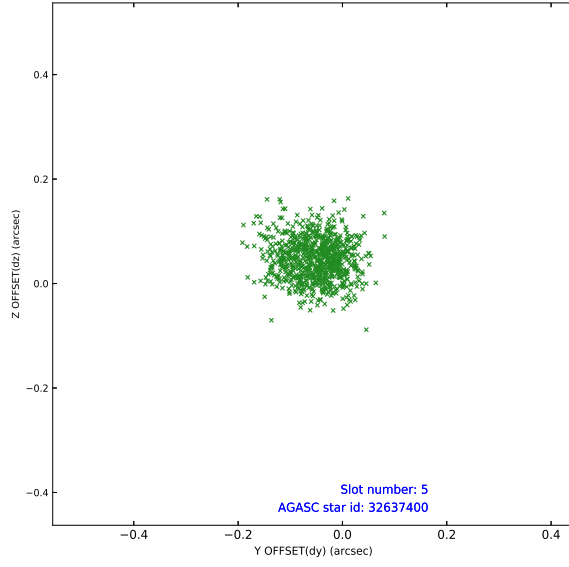
2.4.1 Slot 3



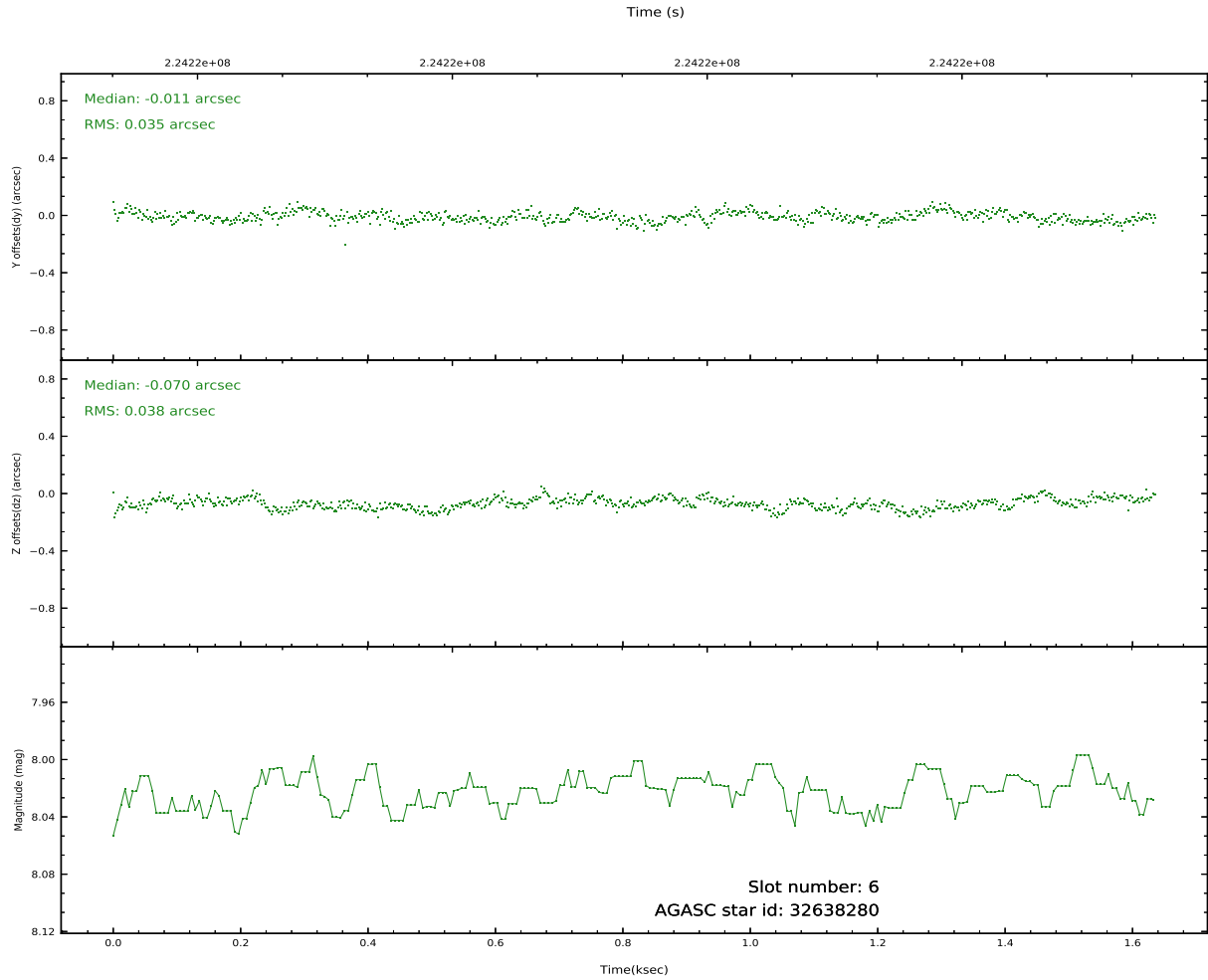
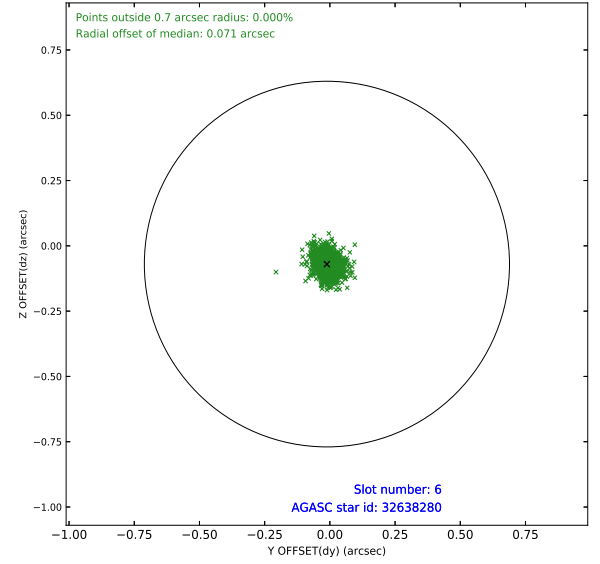
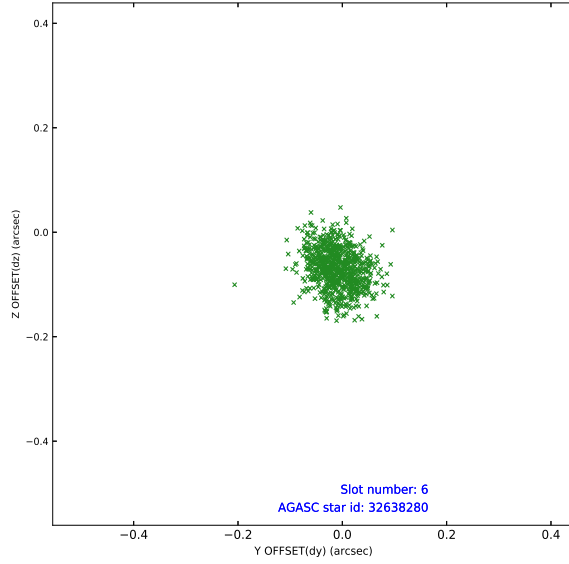
2.4.2 Slot 4



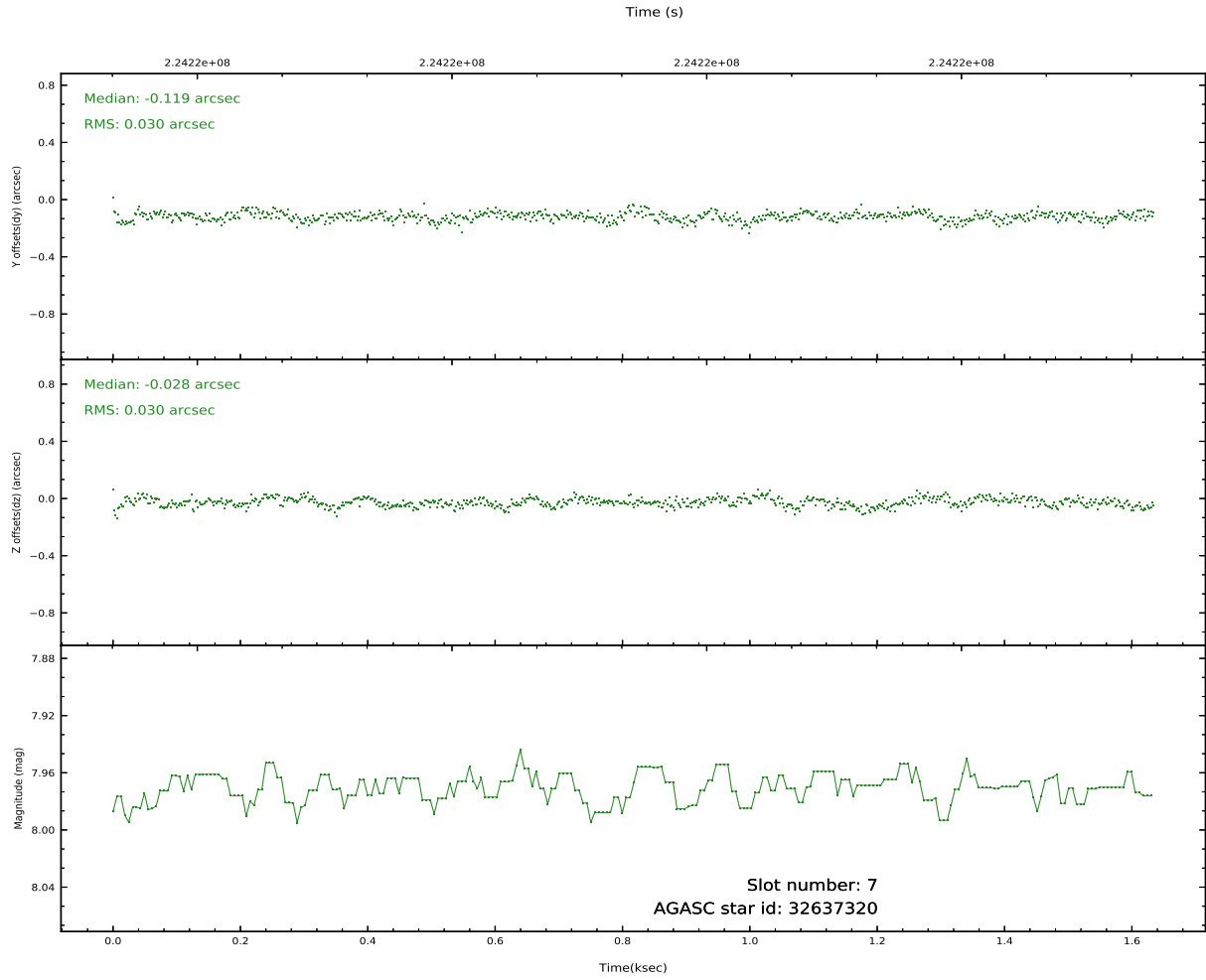
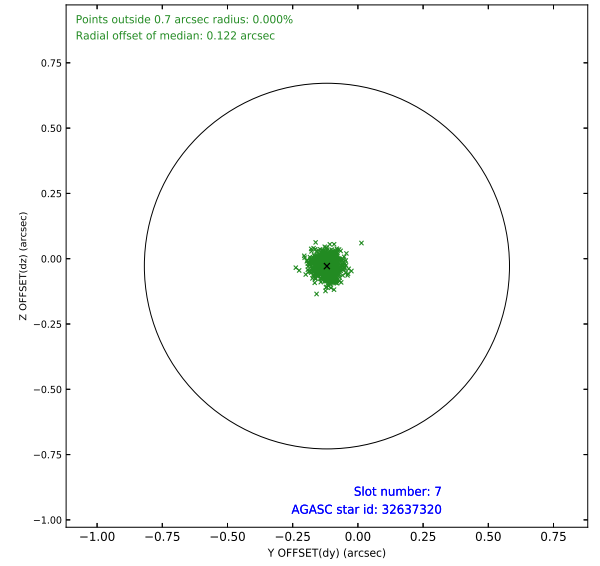
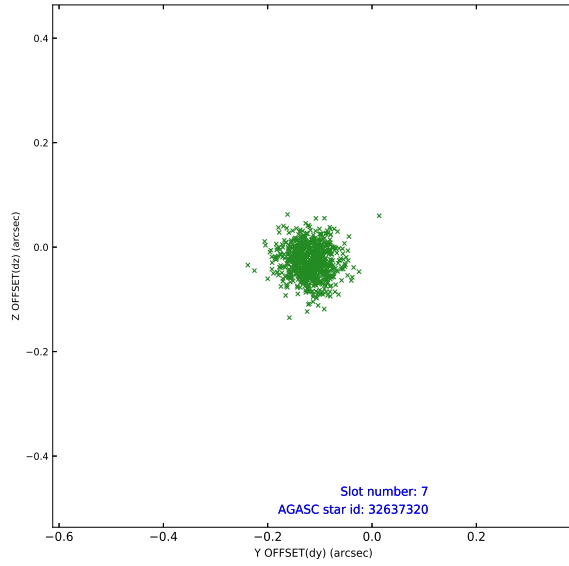
2.4.3 Slot 5



2.4.4 Slot 6

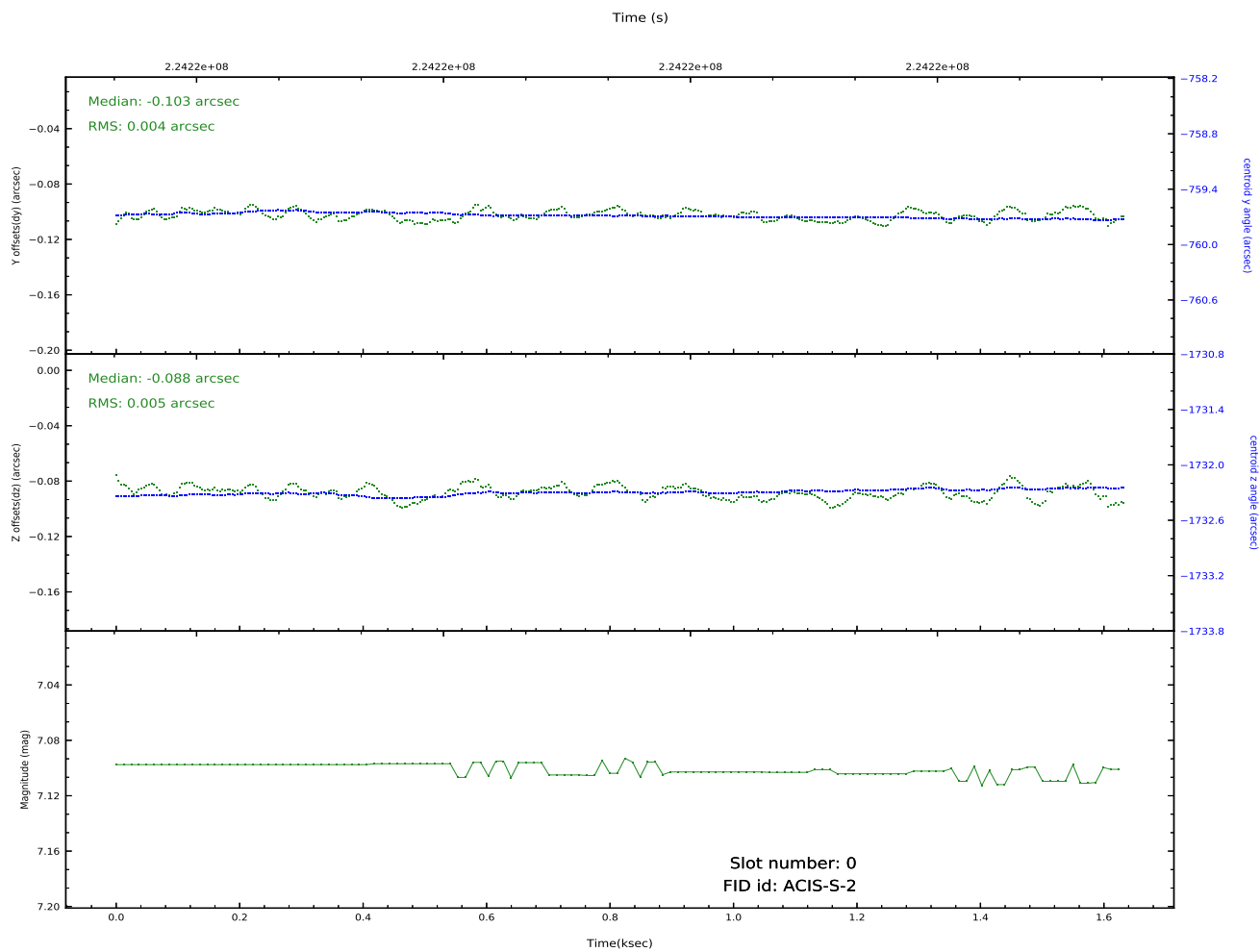
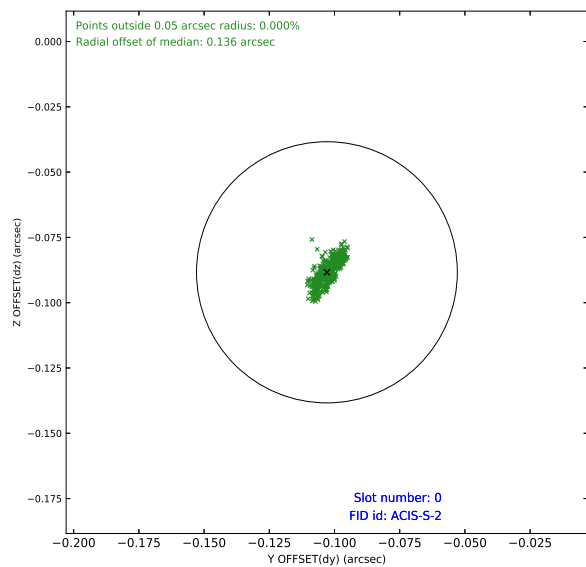
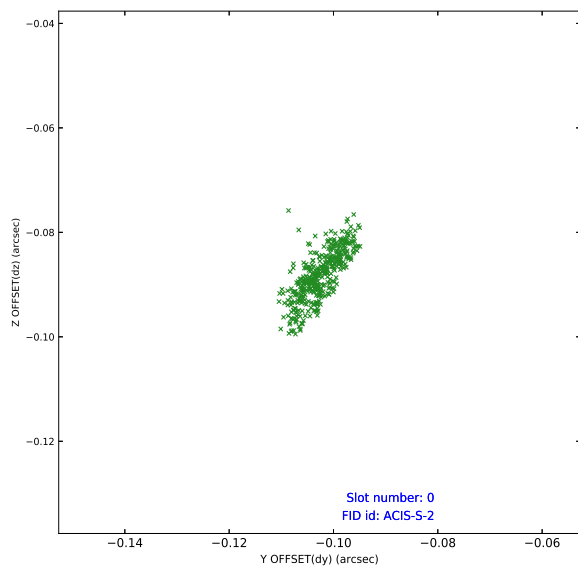


2.4.5 Slot 7

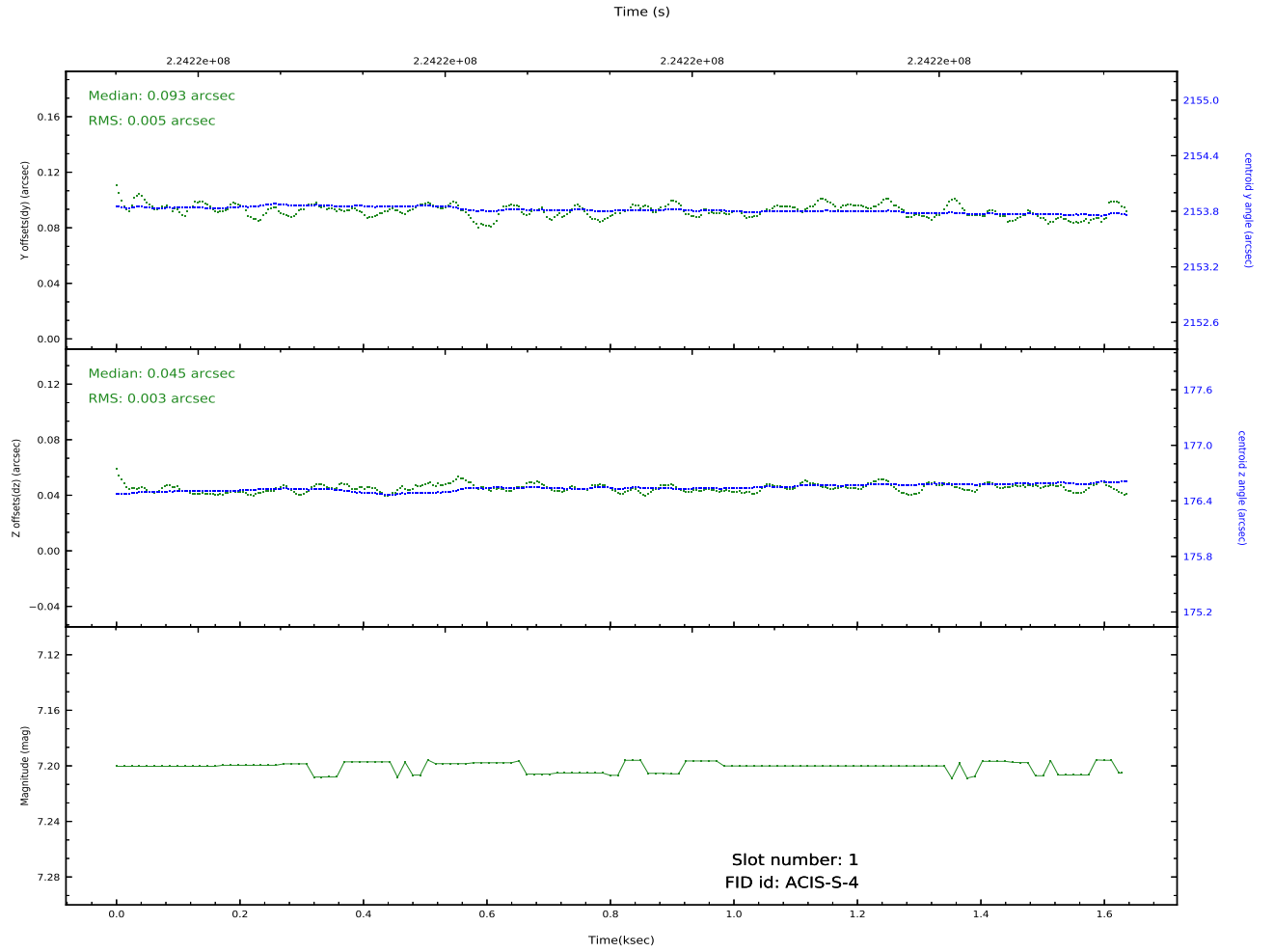
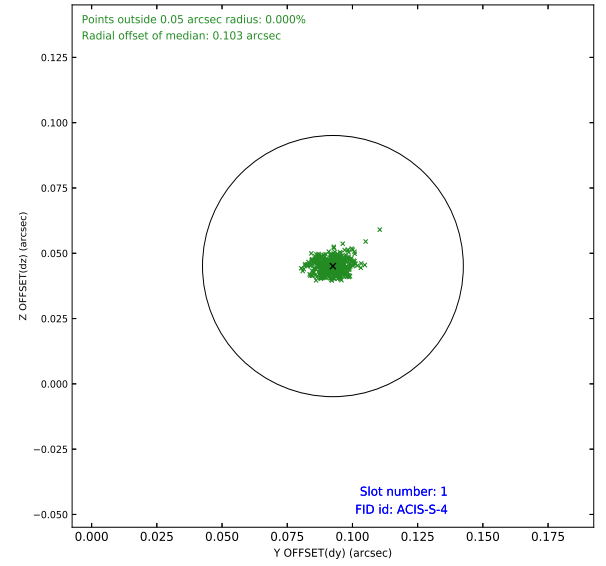
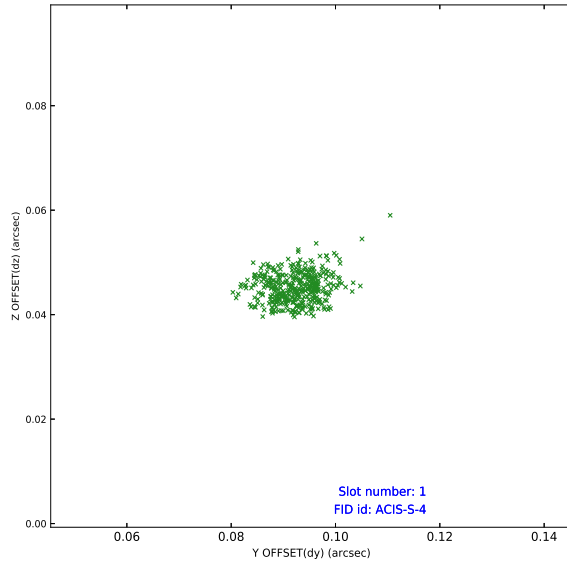


2.5 FID Slots

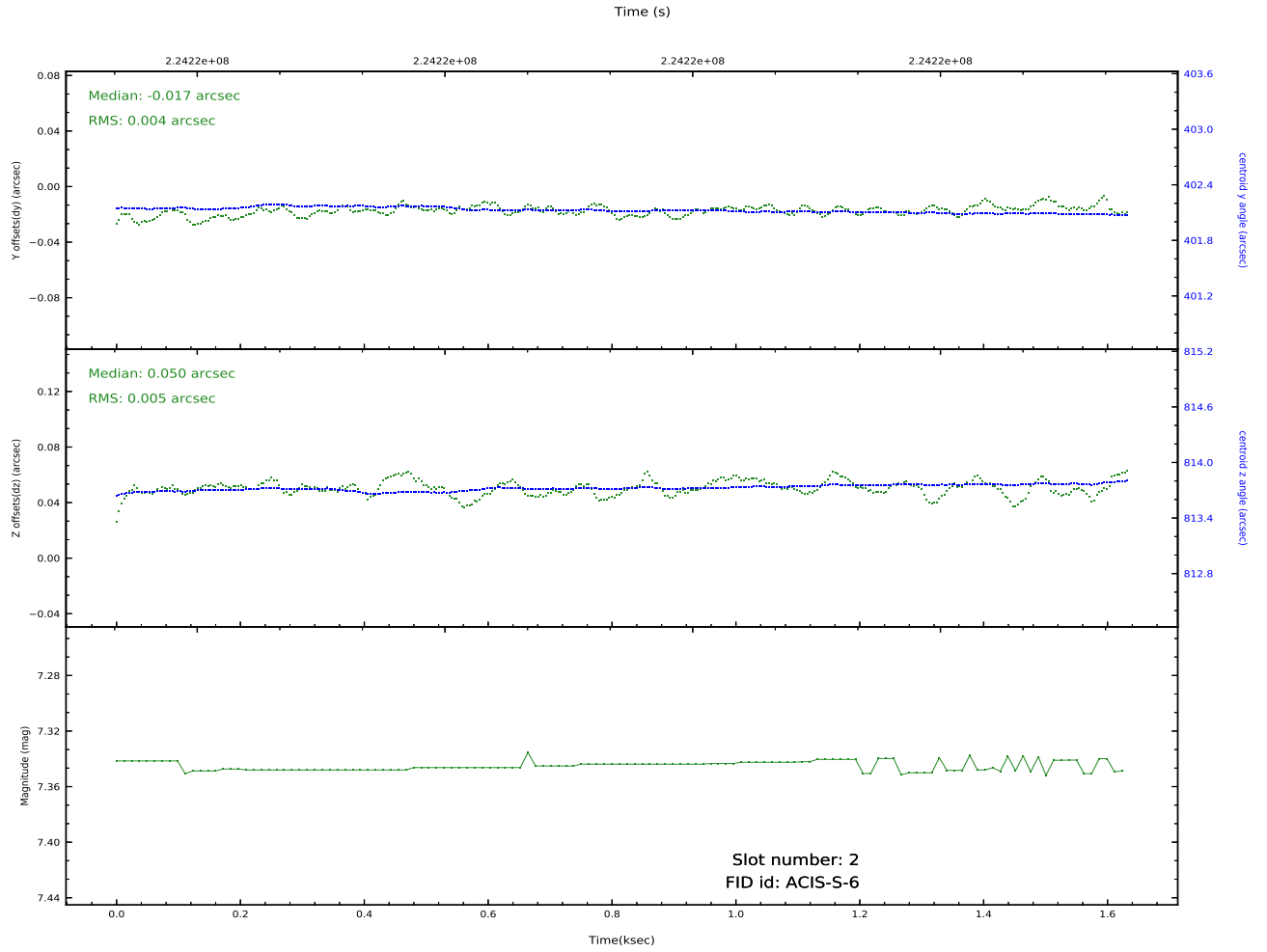
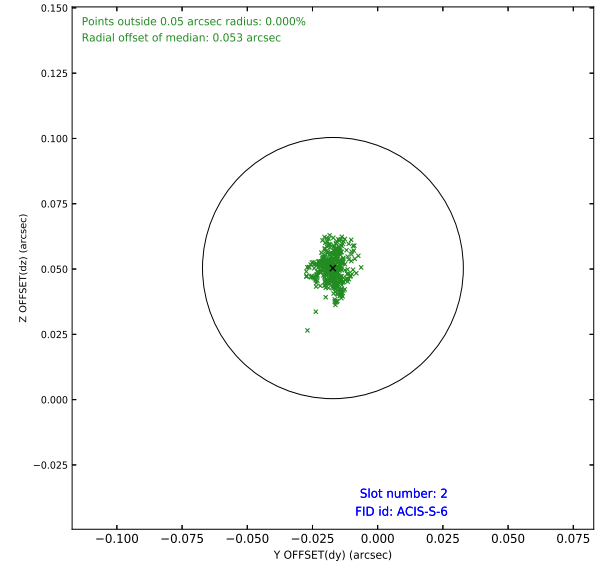
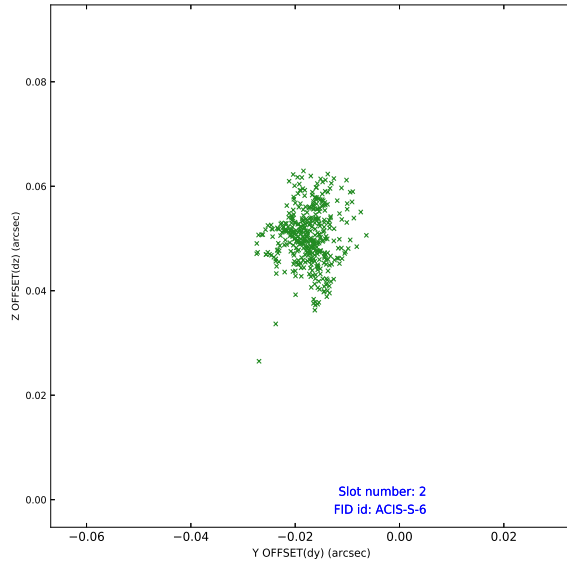
2.5.1 Slot 0



2.5.2 Slot 1



2.5.3 Slot 2



A Summary

A.1 Status

V&V Scientist	Jen Lauer
V&V Date (YYYY-MM-DD)	2020.10.06
V&V Edition	1
V&V Disposition and Status	OK
V&V Charge Time	1.628799

A.2 Comments