

# V&V Reference Report

## L2 ASCDS Version : 8.5

Observation 5679 - L2 Version 3  
Chandra X-Ray Center


L2 Processing Date : Dec 10 2012

## Contents

<b>1</b>	<b>Front</b>	<b>2</b>
<b>2</b>	<b>OBI</b>	<b>3</b>
2.1	OBI . . . . .	3
2.1.1	Images . . . . .	3
2.1.2	Bias . . . . .	3
2.1.3	Parameters . . . . .	4
2.1.4	Events . . . . .	4
2.2	Compared Parameters . . . . .	5
2.3	Aspect . . . . .	6
2.4	Star Slots . . . . .	9
2.4.1	Slot 3 . . . . .	9
2.4.2	Slot 4 . . . . .	10
2.4.3	Slot 5 . . . . .	11
2.4.4	Slot 6 . . . . .	12
2.4.5	Slot 7 . . . . .	13
2.5	FID Slots . . . . .	14
2.5.1	Slot 0 . . . . .	14
2.5.2	Slot 1 . . . . .	15
2.5.3	Slot 2 . . . . .	16
<b>A</b>	<b>Summary</b>	<b>17</b>
A.1	Status . . . . .	17
A.2	Comments . . . . .	17

# 1 Front

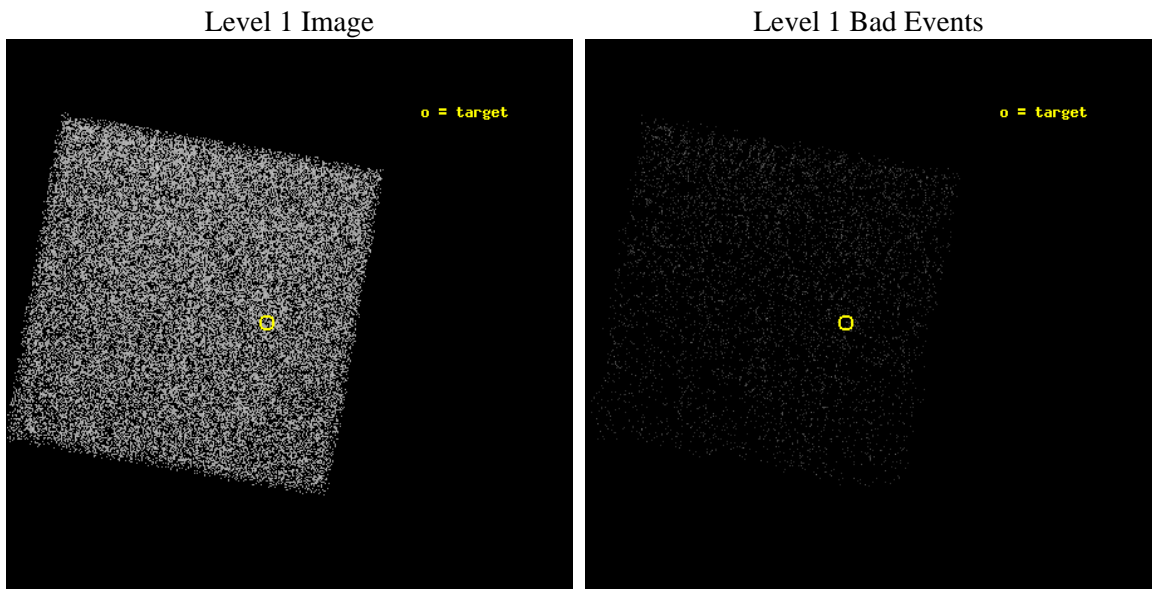
seq_num	701102	Sequence number
obs_id	5679	Observation id
title	Bringing in the Last SHEEP	Proposal title
observer	Prof Kirpal Nandra	Principal investigator
object	AX J0207.7+3511	Source name
dtcycle	0	&#160
cycle	P	events from which exps? Prim/Second/Both
ra_targ	31.934583	Observer's specified target RA [deg]
dec_targ	35.187222	Observer's specified target Dec [deg]
ra_nom	31.922690921614	Nominal RA [deg]
dec_nom	35.187261578331	Nominal Dec [deg]
roll_nom	189.97774445234	Nominal Roll [deg]
revision	3	Processing version of data
ontime	5187.1999806762	Sum of GTIs [s]
livetime	5121.516531164	Livetime [s]
ontime7	5187.1999806762	Sum of GTIs [s]
l2events	22125	Number of level 2 events



## 2 OBI


### 2.1 OBI

#### 2.1.1 Images



#### 2.1.2 Bias

Chip 7



### 2.1.3 Parameters

obi_num	0	Obi number	sched_exp_time	5000.000000	[s] Scheduled observation exposure time
ascdsver	8.5	Processing system revision	ontime	5187.1999806762	Sum of GTIs [s]
caldsver	4.5.4	&#160	ontime7	5187.1999806762	Sum of GTIs [s]
date	2012-12-10T22:37:44	Date and time of file creation	l1events	53701	Number of level 1 events
revision	3	Processing version of data			

### 2.1.4 Events

	<b>ccd 7</b>
level 1 events	53701
rejected events	31075
rejected %	57%

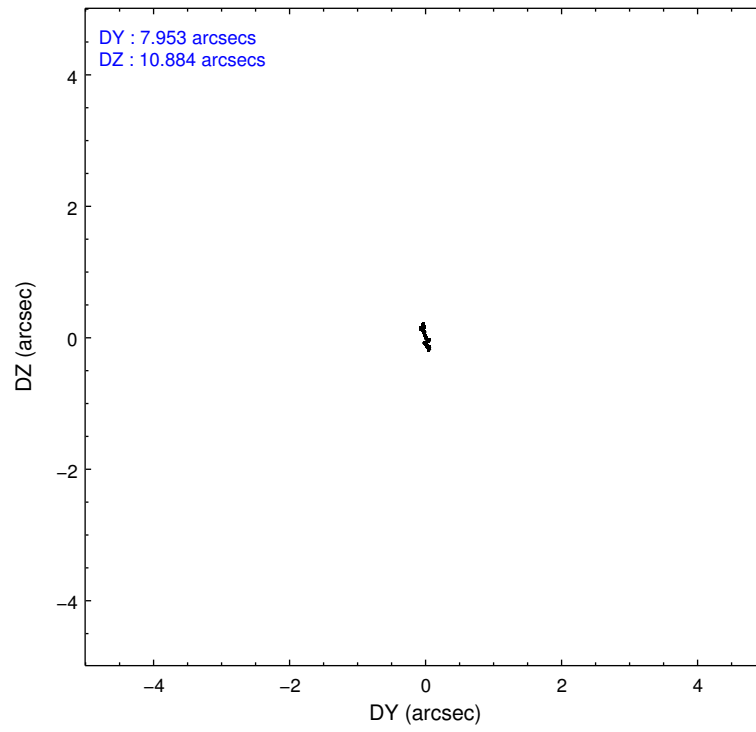
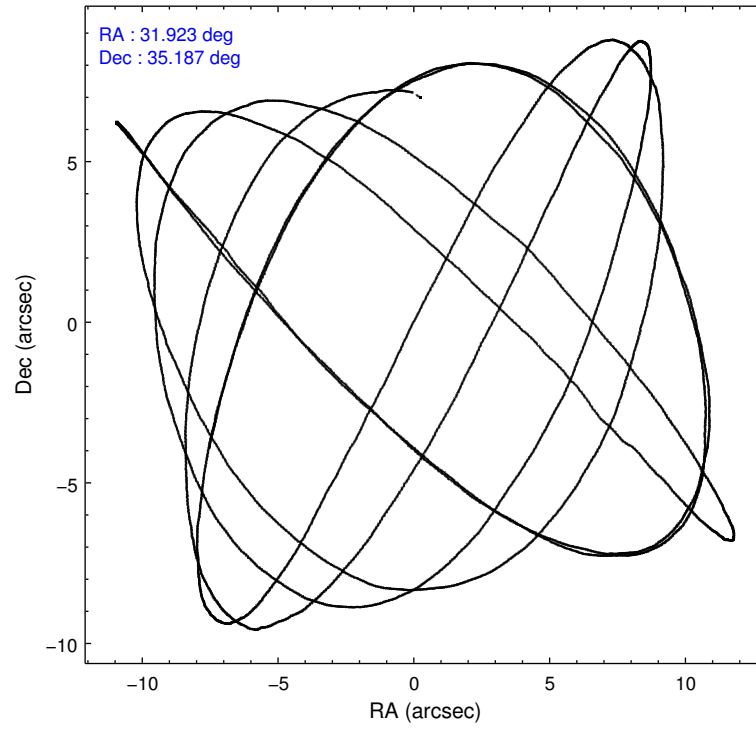
	<b>ccd 7</b>
grade 0 events	2032
	3%
grade 1 events	52
	0%
grade 2 events	4500
	8%
grade 3 events	2042
	3%
grade 4 events	2045
	3%
grade 5 events	5266
	9%
grade 6 events	12142
	22%
grade 7 events	25622
	47%

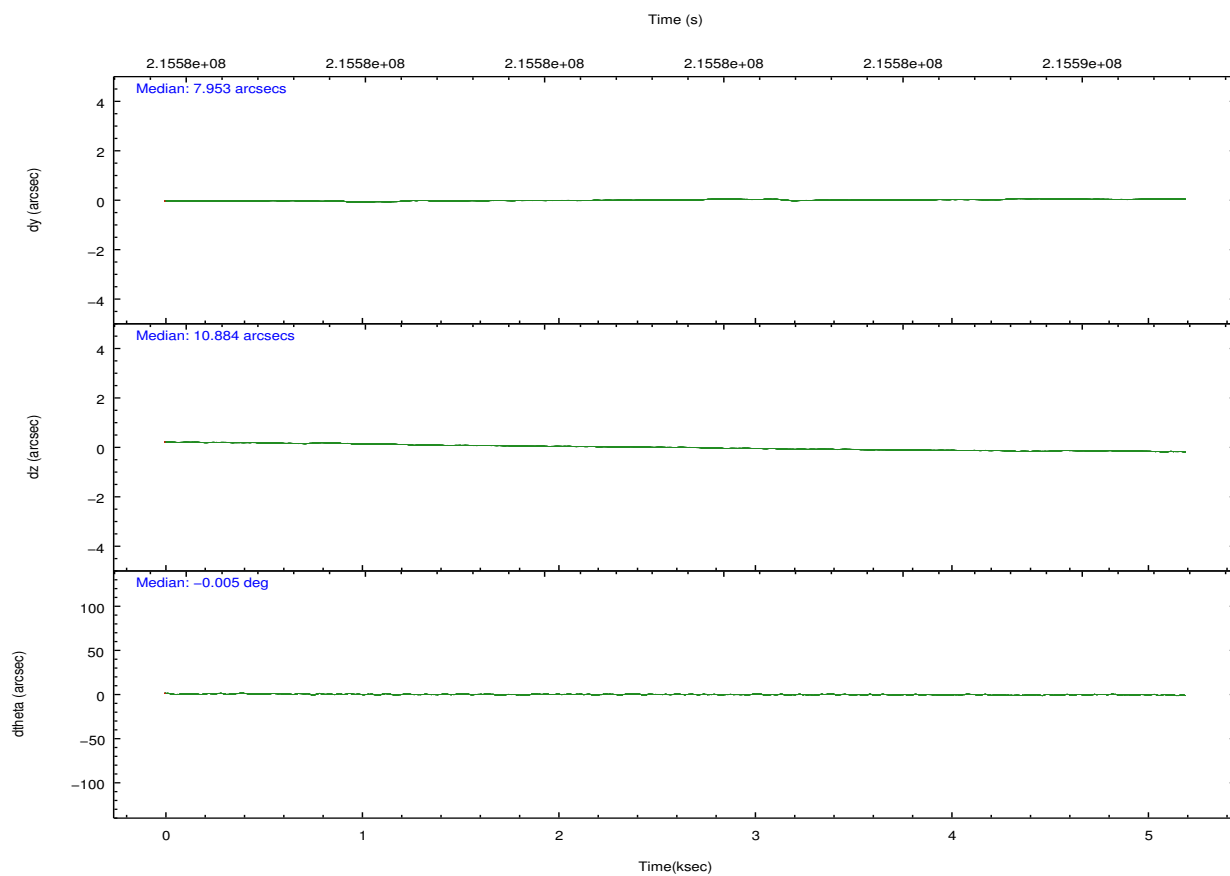
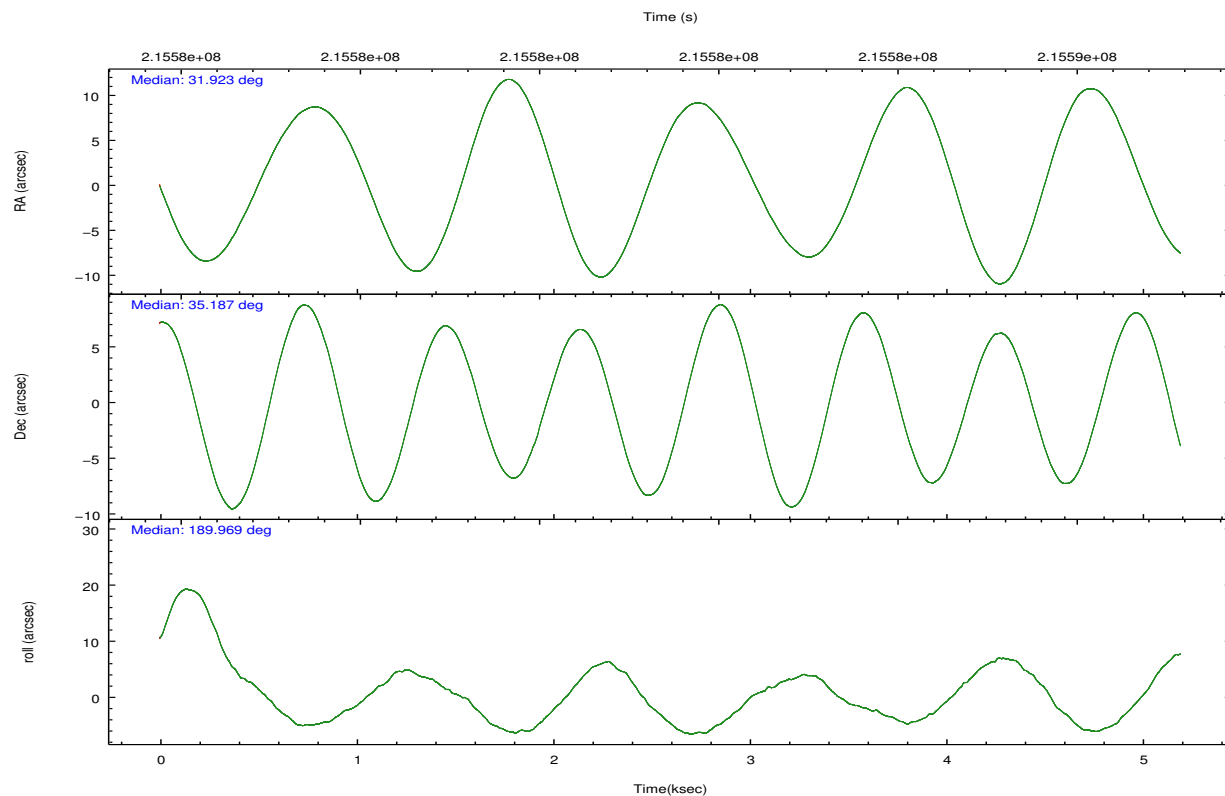


## 2.2 Compared Parameters

Parameter	Planned	Actual	Parameter	Planned	Actual
Instrument	ACIS	ACIS	Obspar format version number	7	7
Detector	ACIS-7	ACIS-7	Obspar file type	PREDICTED	ACTUAL
Grating	NONE	NONE	Obspar update status	NONE	UPDATED
Data mode	FAINT	FAINT	Number of optional ACIS chips dropped	0	0
Observation mode	POINTING	POINTING	On-chip summing requested	N	N
[deg] Pointing RA	31.948000	31.92269092161434	Subarray requested	NONE	NONE
[deg] Pointing Dec	35.205024	35.18726157833079	Alternating exposures requested	N	N
[deg] Pointing Roll	189.806533	189.9777444523432	[s] Primary exposure time	0.000000	3.2
[mm] SIM focus pos	-0.684267	-0.6828225247311905			
[mm] SIM defocus	0	0.001444936568705701			
[mm] SIM translation stage pos	-190.132523	-190.1425803651734			
[mm] SIM translation stage offset	0	0.01005778216563158			
[s] Observation start time (MET)	215581324.184000	215580557.48431			
Observation start date	2004-10-31T03:41:00	2004-10-31T03:29:17			
[s] Observation end time (MET)	215586324.184000	215587257.39711			
Observation end date	2004-10-31T05:04:20	2004-10-31T05:20:57			
Read mode	TIMED	TIMED			

## 2.3 Aspect



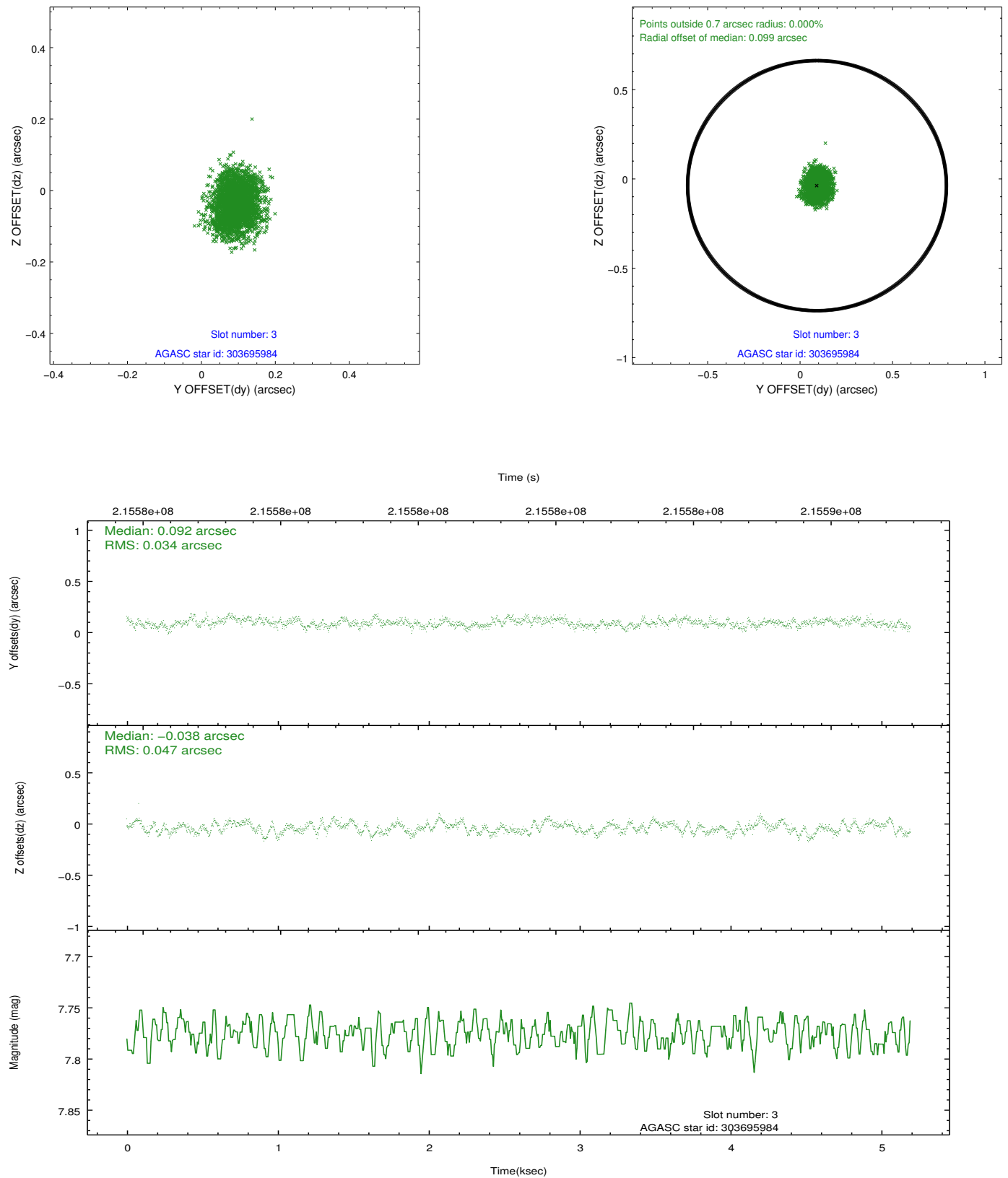


### Slot Statistics

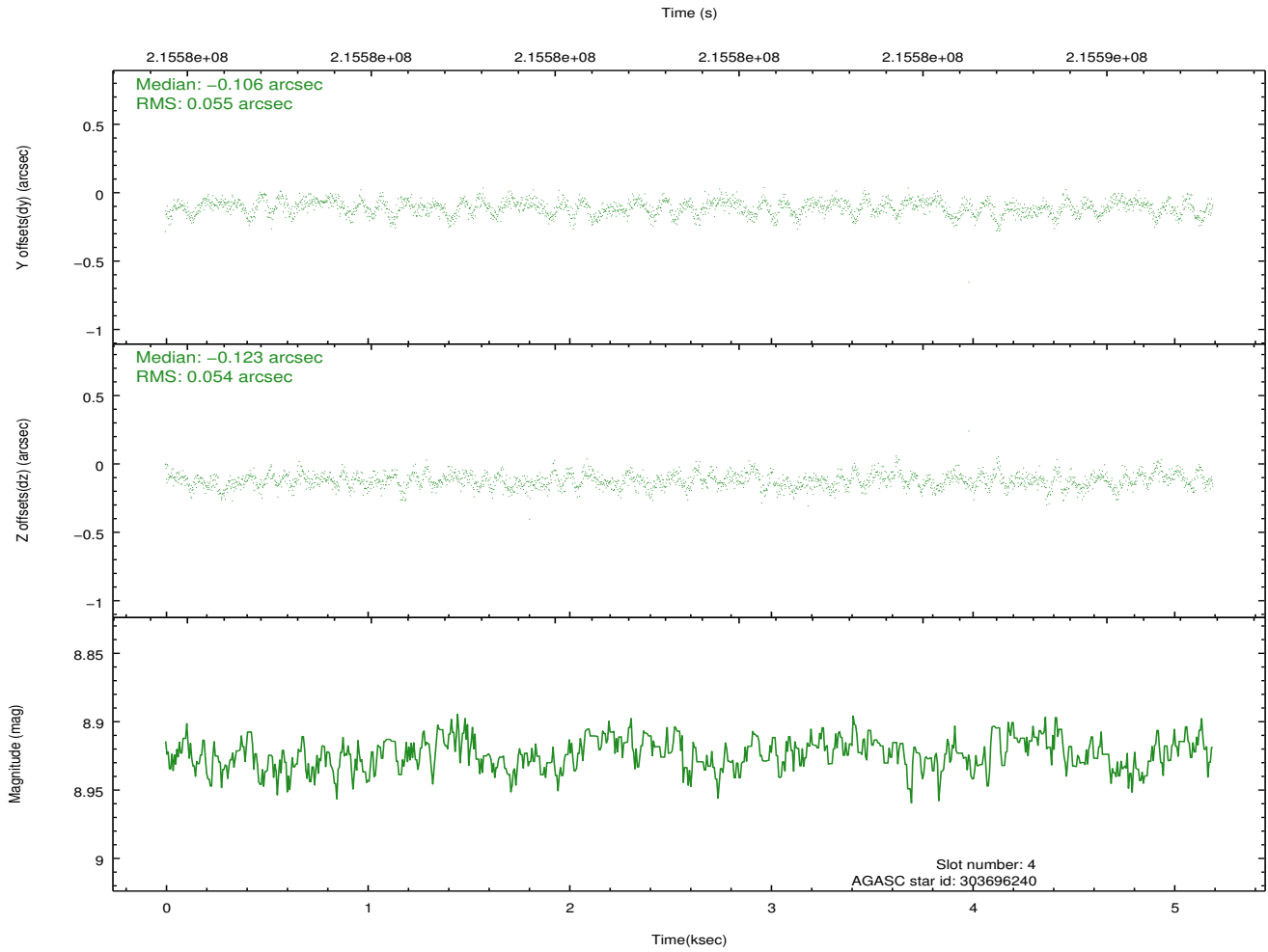
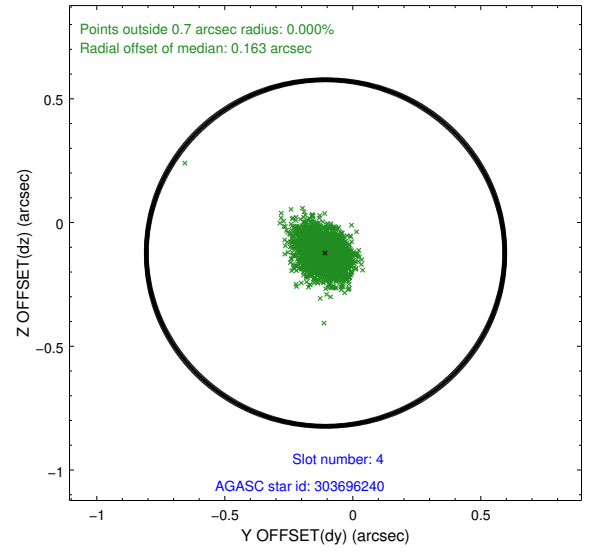
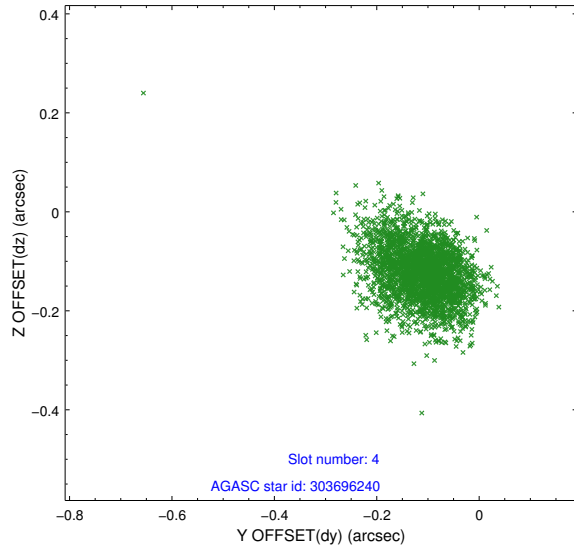
slot	status	id	mag	n_pts	med_dy	med_dz	dr1	dr2	ra	dec	mean_y	mean_z
0	FID	ACIS-S-2	7.10	1267	-0.035	-0.006	0.007	0.012	0.000000	0.000000	-760.73	-1732.12
1	FID	ACIS-S-4	7.20	1268	0.086	0.018	0.008	0.013	0.000000	0.000000	2152.10	175.24
2	FID	ACIS-S-5	7.23	1268	-0.082	-0.004	0.007	0.011	0.000000	0.000000	-1812.16	170.13
3	GUIDE	303695984	7.77	2535	0.092	-0.038	0.063	0.098	31.969880	35.553798	-276.39	-1226.00
4	GUIDE	303696240	8.92	2534	-0.106	-0.123	0.080	0.134	32.023028	34.662023	113.64	1963.87
5	GUIDE	303699752	8.82	2533	-0.035	-0.081	0.085	0.130	32.072348	34.656977	-27.01	2007.65
6	GUIDE	303703232	9.24	2534	0.037	0.044	0.088	0.141	31.752004	35.362378	469.78	-655.00
7	GUIDE	303695928	9.74	2534	0.017	0.200	0.124	0.201	32.699358	35.484209	-2342.53	-623.56

## 2.4 Star Slots

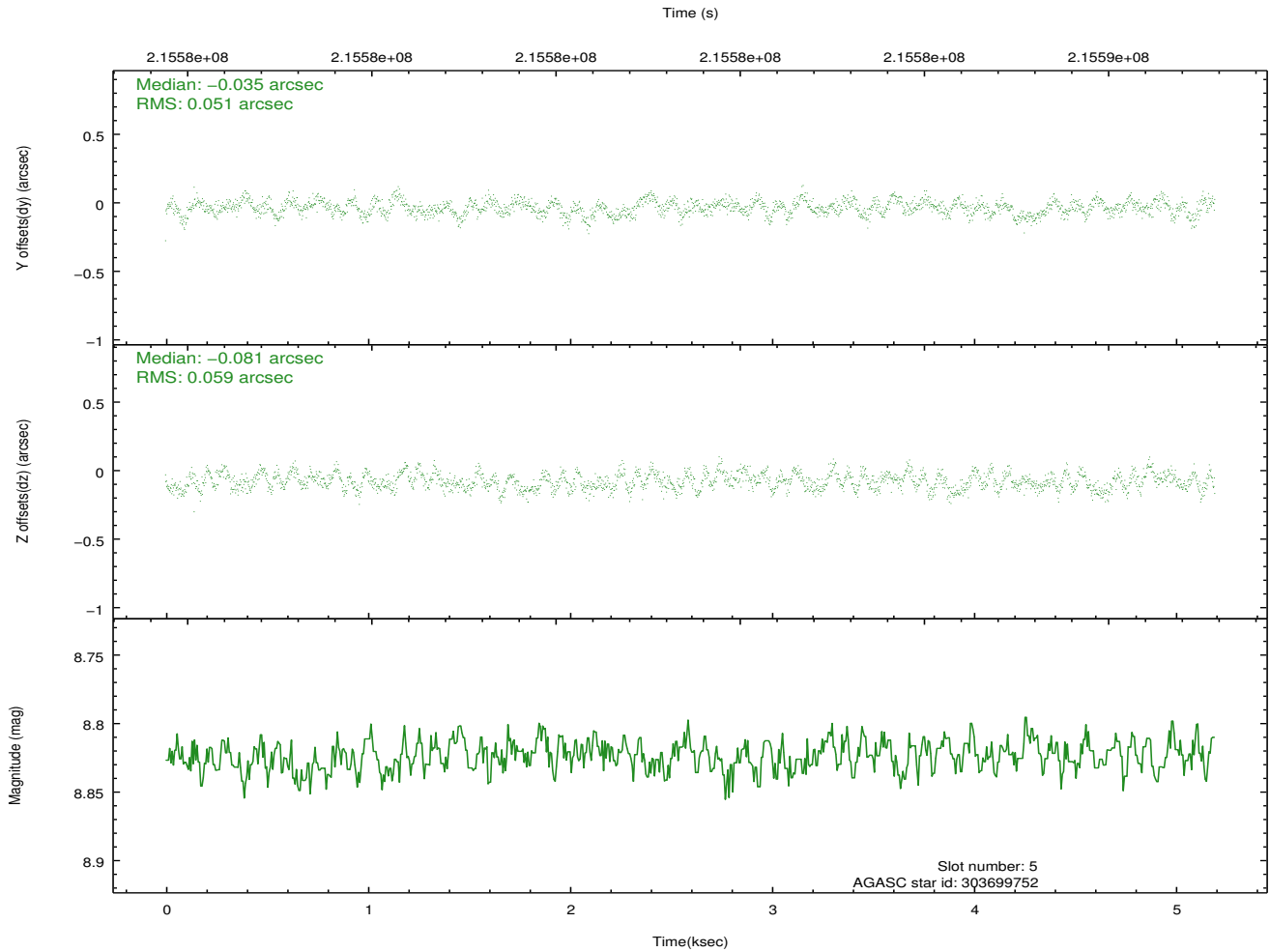
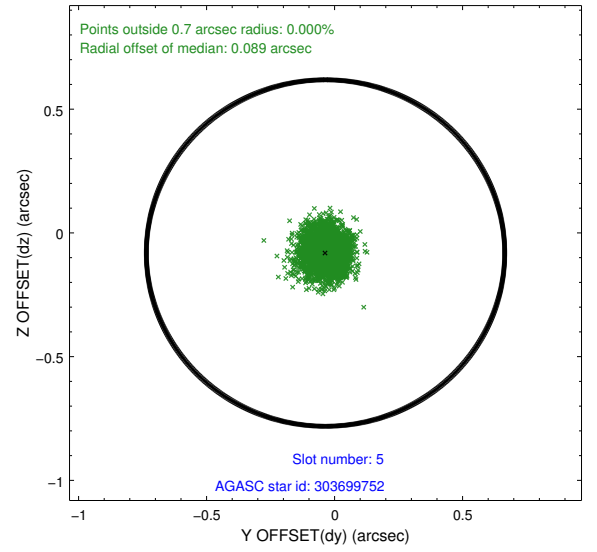
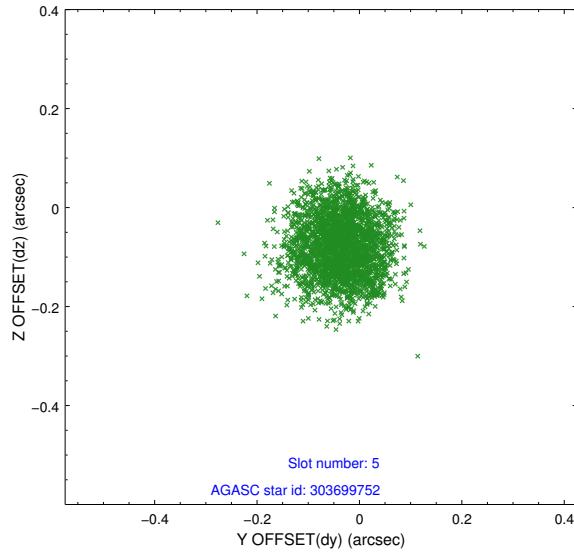
### 2.4.1 Slot 3



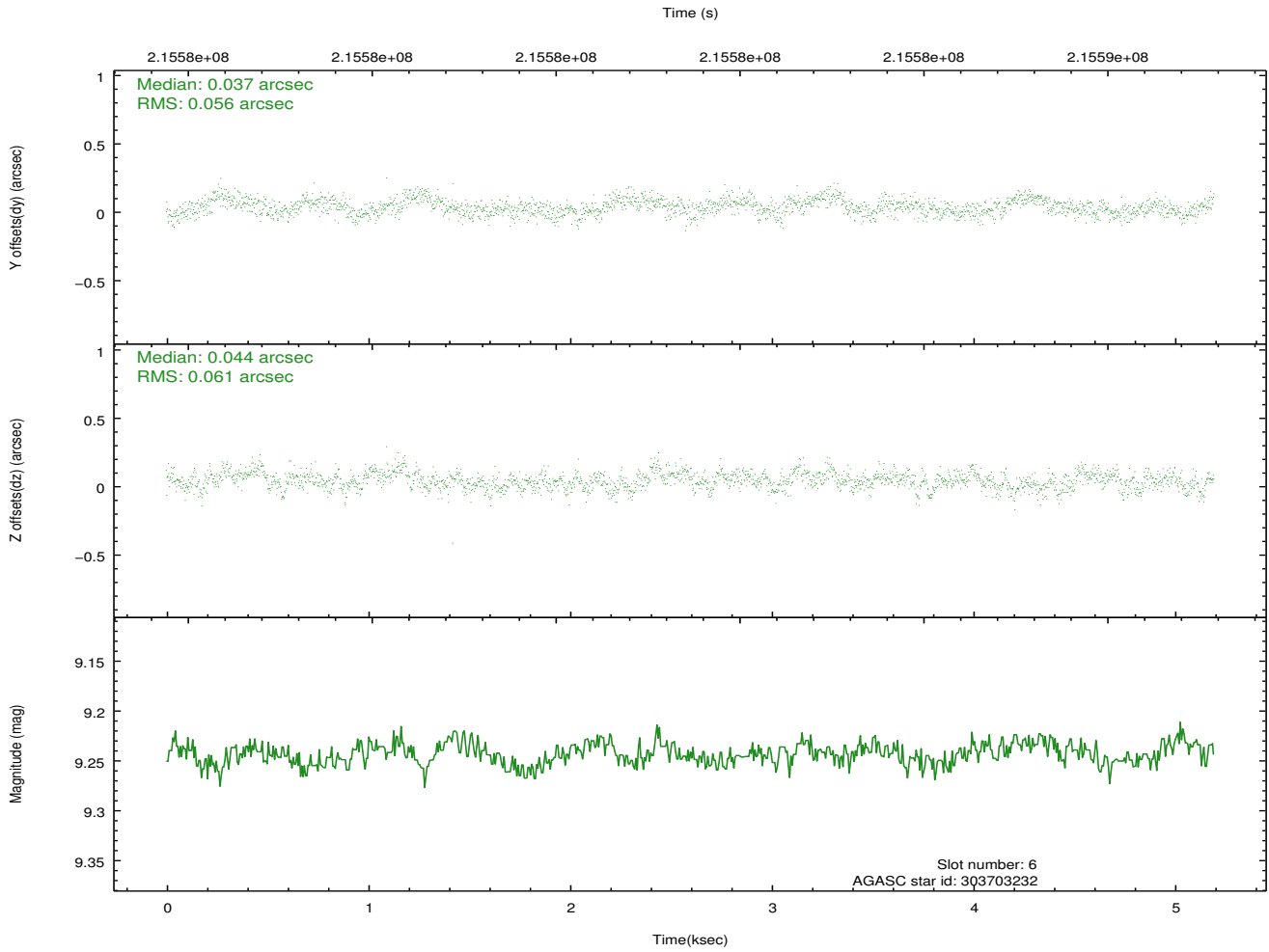
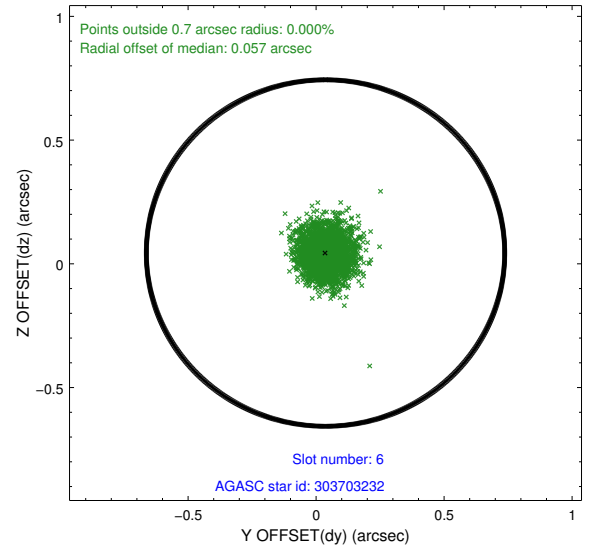
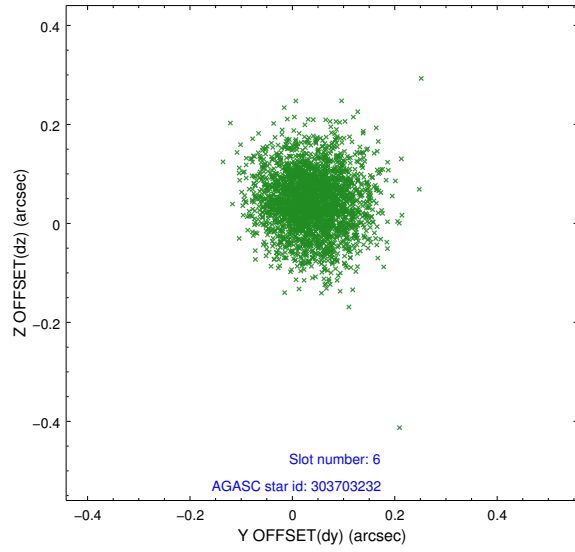
## 2.4.2 Slot 4



### 2.4.3 Slot 5

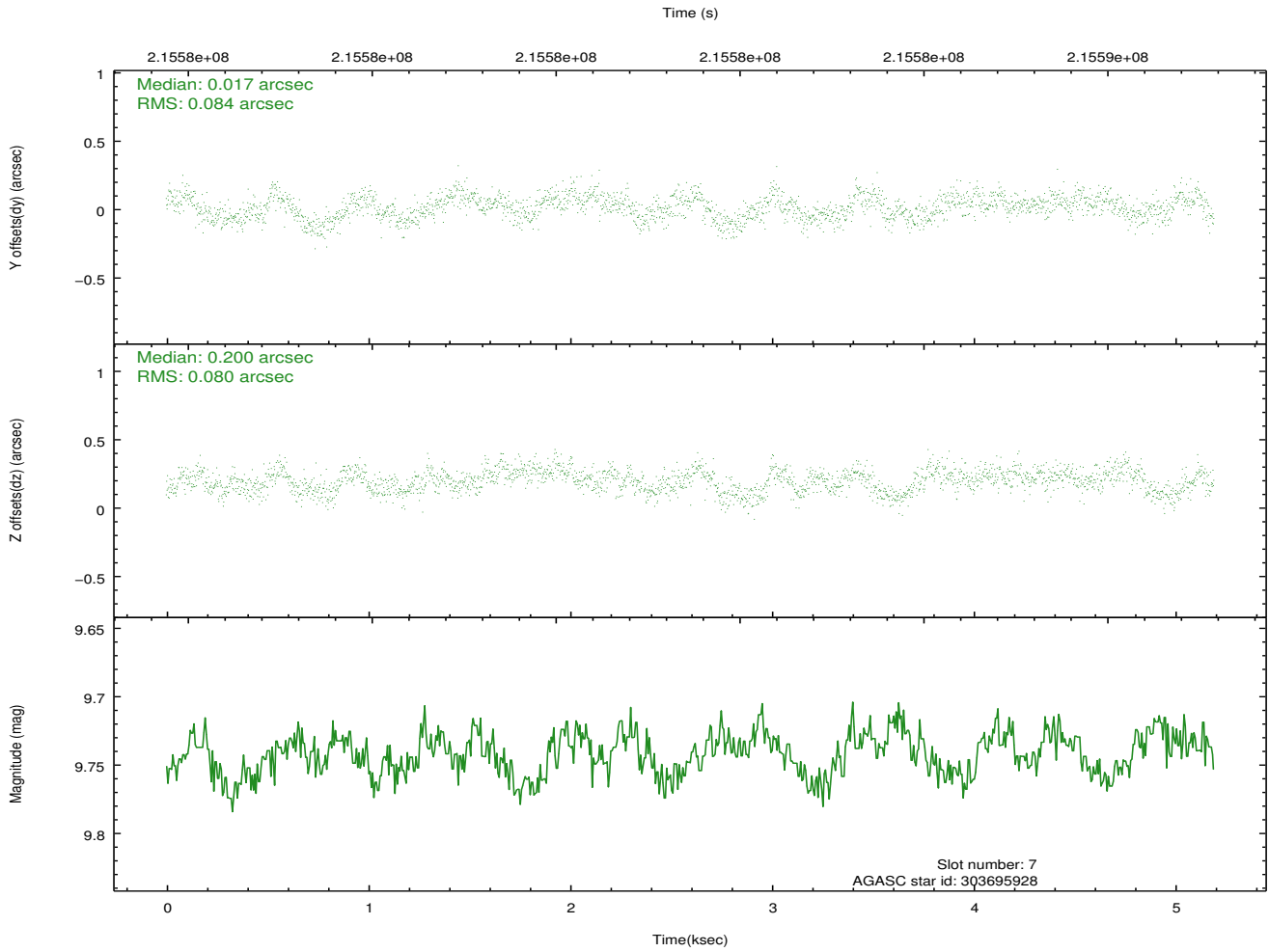
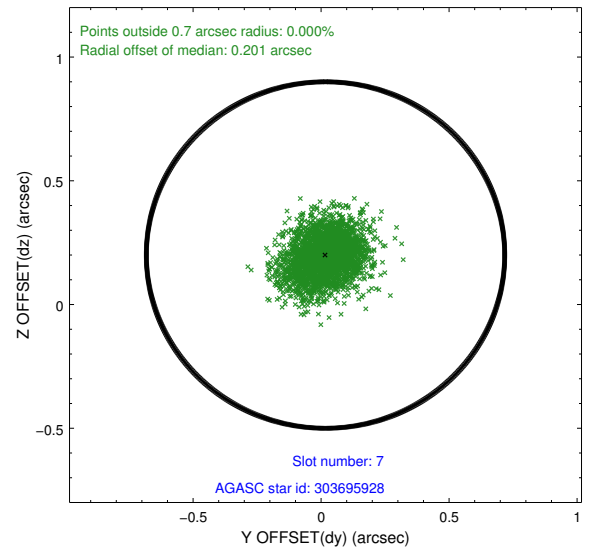
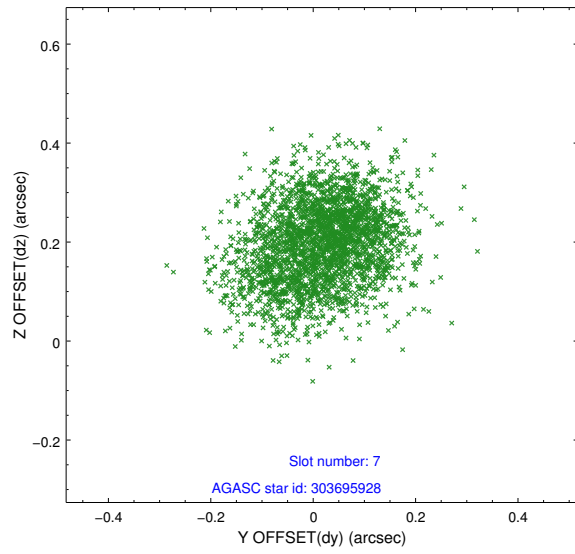


## 2.4.4 Slot 6



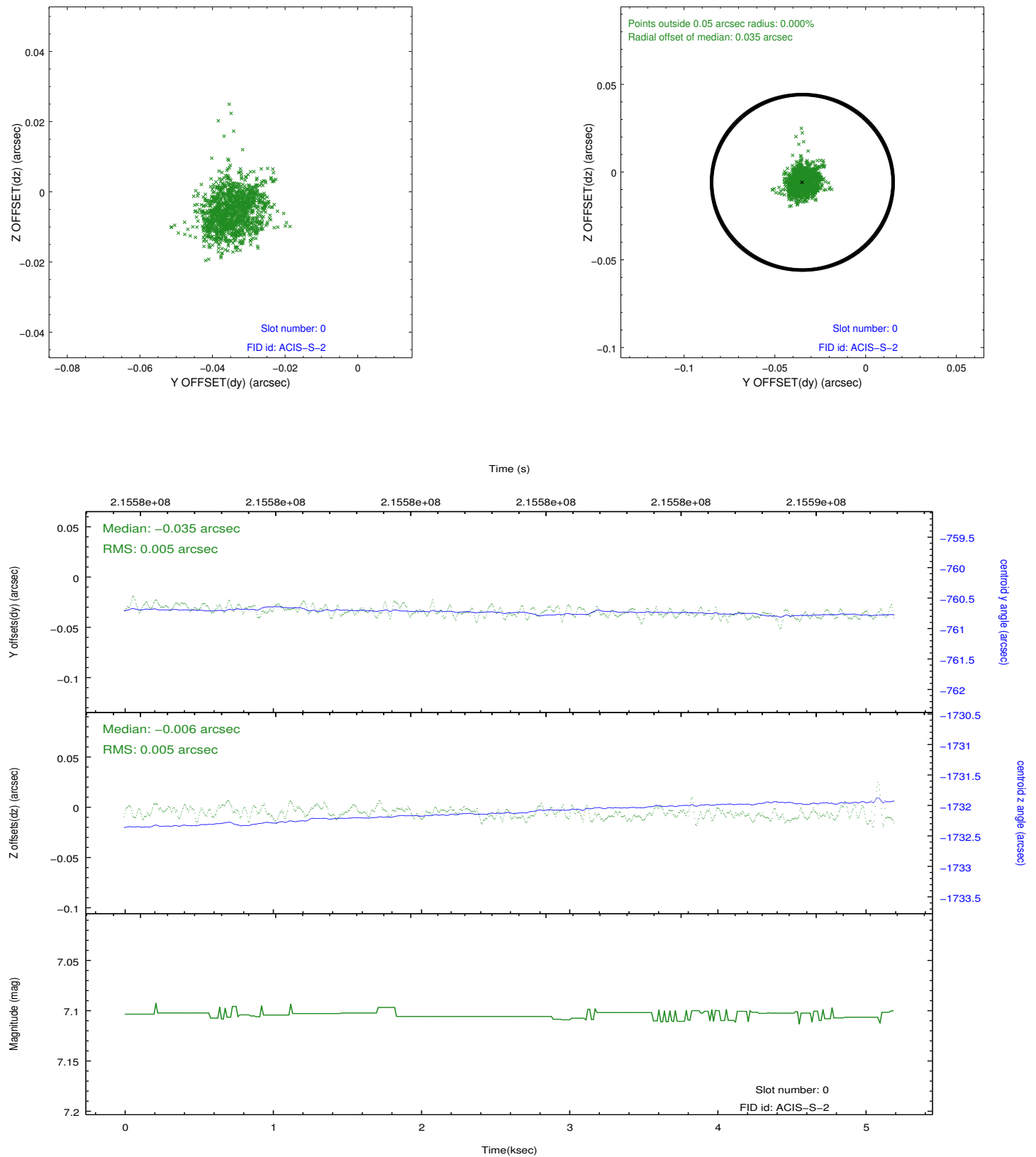


## 2.4.5 Slot 7

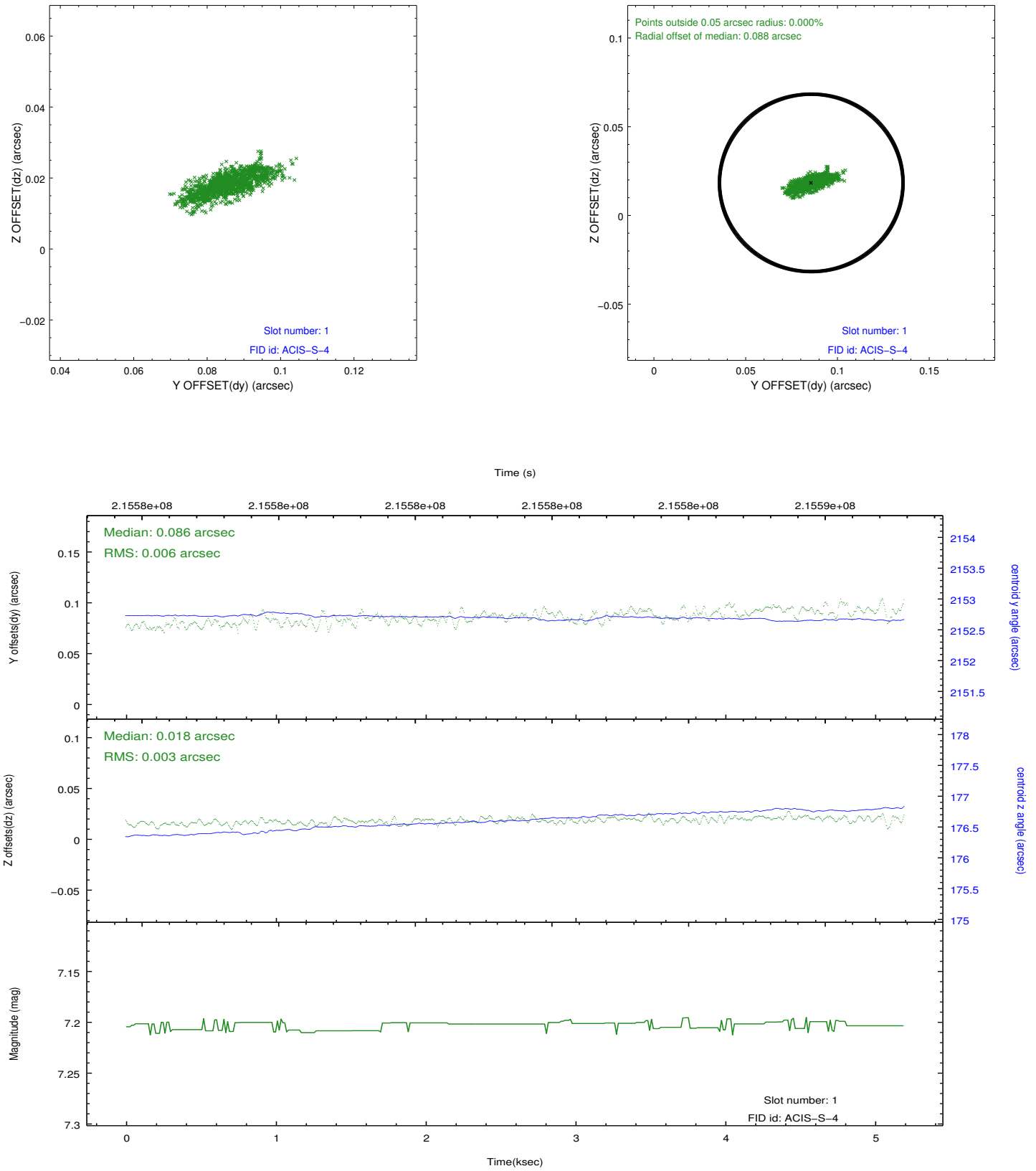


## 2.5 FID Slots

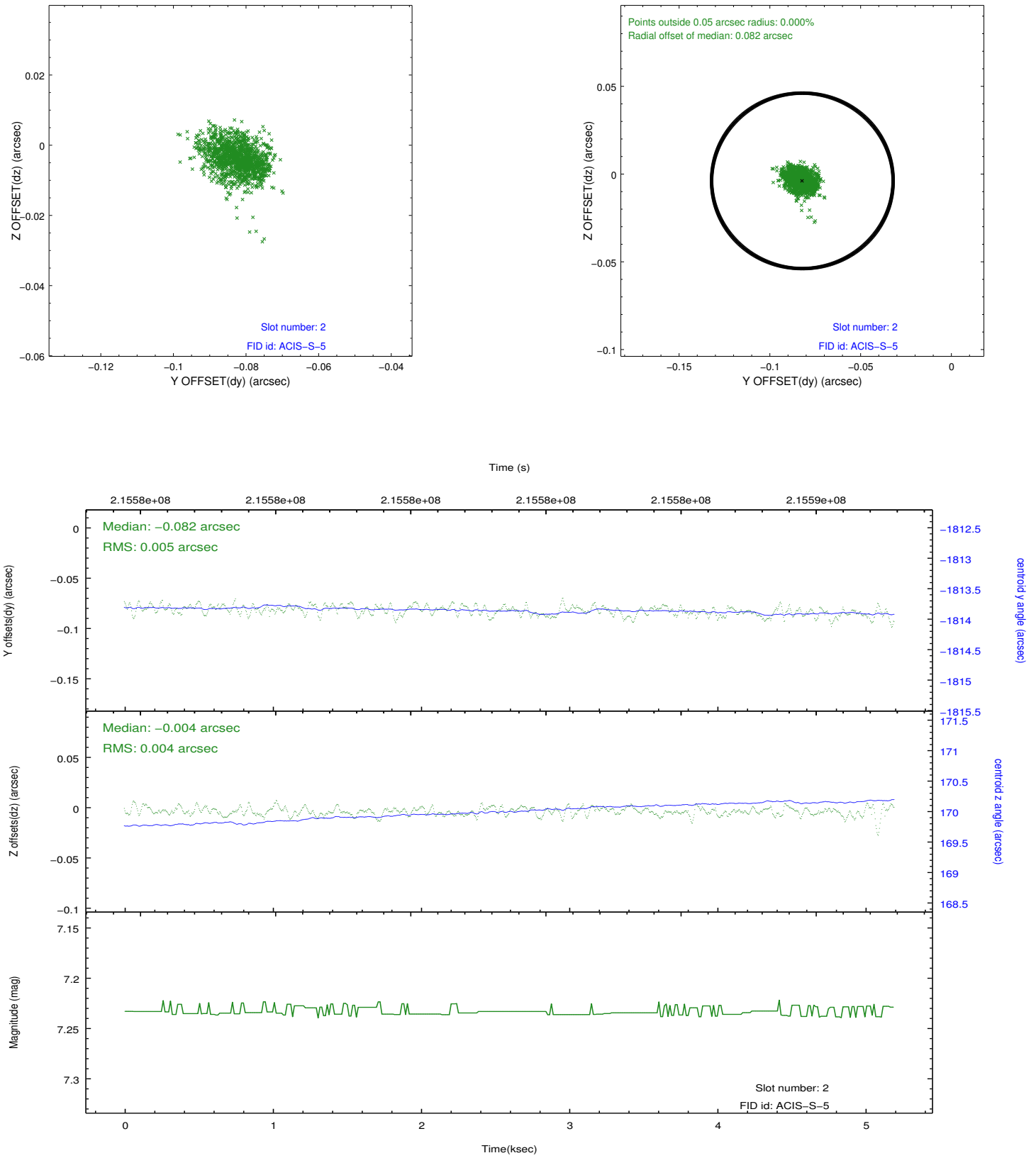
### 2.5.1 Slot 0



## 2.5.2 Slot 1



### 2.5.3 Slot 2



## A Summary

### A.1 Status

V&V Scientist	Jen Lauer
V&V Date (YYYY-MM-DD)	2013.01.03
V&V Edition	1
V&V Disposition and Status	OK
V&V Charge Time	5.187

### A.2 Comments

Joint Proposal: NOAO