

V&V Reference Report

L2 ASCDS Version : 10.9.1

Observation 5636 - L2 Version 4
Chandra X-Ray Center


L2 Processing Date : Oct 5 2020

Contents

1	Front	2
2	OBI	3
2.1	OBI	3
2.1.1	Images	3
2.1.2	Bias	3
2.1.3	Parameters	4
2.1.4	Events	4
2.2	Compared Parameters	5
2.3	Aspect	6
2.4	Star Slots	9
2.4.1	Slot 3	9
2.4.2	Slot 4	10
2.4.3	Slot 5	11
2.4.4	Slot 6	12
2.4.5	Slot 7	13
2.5	FID Slots	14
2.5.1	Slot 0	14
2.5.2	Slot 1	15
2.5.3	Slot 2	16
A	Summary	17
A.1	Status	17
A.2	Comments	17

1 Front


seq_num	701059	Sequence number
obs_id	5636	Observation id
title	A Chandra observation of a possible transient AGN/ULX pair in NGC5643	Proposal title
observer	Dr. Matteo Guainazzi	Principal investigator
object	NGC5643	Source name
dtcycle	0	
cycle	P	events from which exps? Prim/Second/Both
ra_targ	218.17375	Observer's specified target RA [deg]
dec_targ	-44.173333	Observer's specified target Dec [deg]
ra_nom	218.24445529281	Nominal RA [deg]
dec_nom	-44.161867188674	Nominal Dec [deg]
roll_nom	94.932857921077	Nominal Roll [deg]
revision	4	Processing version of data
ontime	7943.0	Sum of GTIs [s]
livetime	7629.8701298702	Livetime [s]
ontime2	7943.0	Sum of GTIs [s]
ontime3	7943.0	Sum of GTIs [s]
ontime5	7943.0	Sum of GTIs [s]
ontime6	7943.0	Sum of GTIs [s]
ontime7	7943.0	Sum of GTIs [s]
ontime8	7943.0	Sum of GTIs [s]
l2events	30950	Number of level 2 events




2 OBI

2.1 OBI

2.1.1 Images



2.1.2 Bias



2.1.3 Parameters

obi_num	0	Obi number	sched_exp_time	7800.000000	[s] Scheduled observation exposure time
ascdsver	10.9.1	Processing system revision	ontime	7943.0	Sum of GTIs [s]
caldsver	4.9.2	 	ontime2	7943.0	Sum of GTIs [s]
date	2020-10-05T19:07:14	Date and time of file creation	ontime3	7943.0	Sum of GTIs [s]
revision	4	Processing version of data	ontime5	7943.0	Sum of GTIs [s]
			ontime6	7943.0	Sum of GTIs [s]
			ontime7	7943.0	Sum of GTIs [s]
			ontime8	7943.0	Sum of GTIs [s]
			l1events	146581	Number of level 1 events

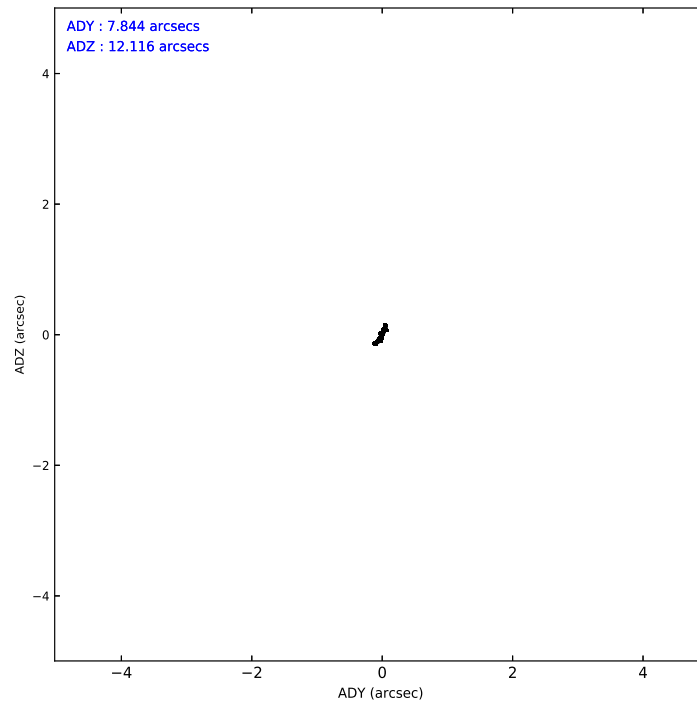
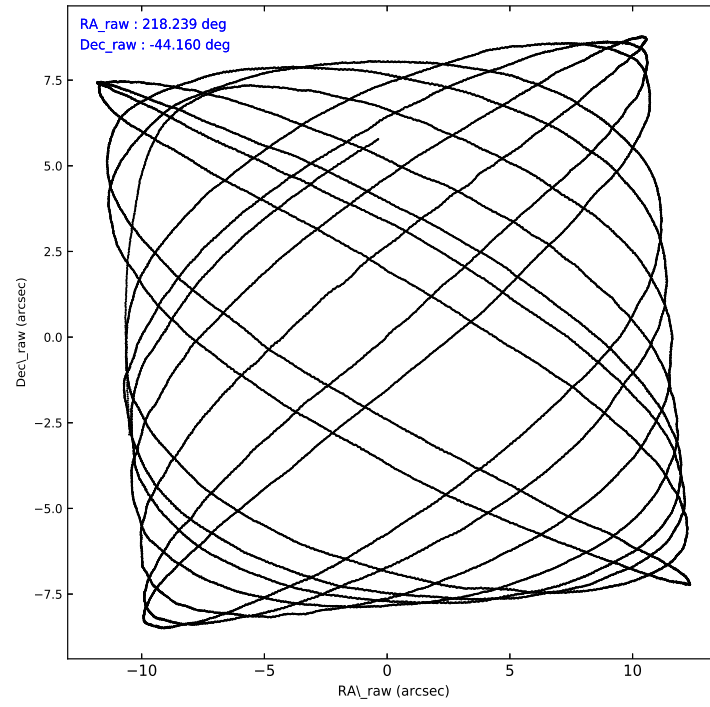
2.1.4 Events

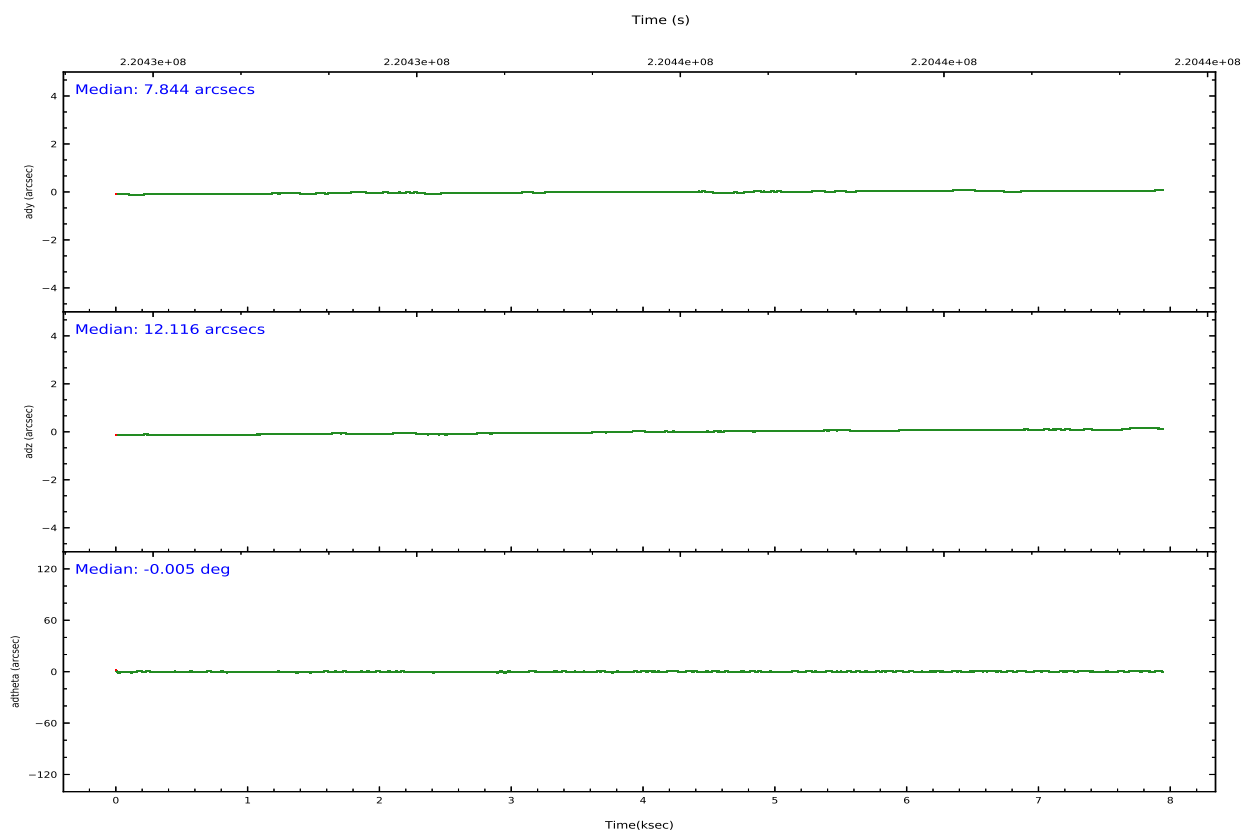
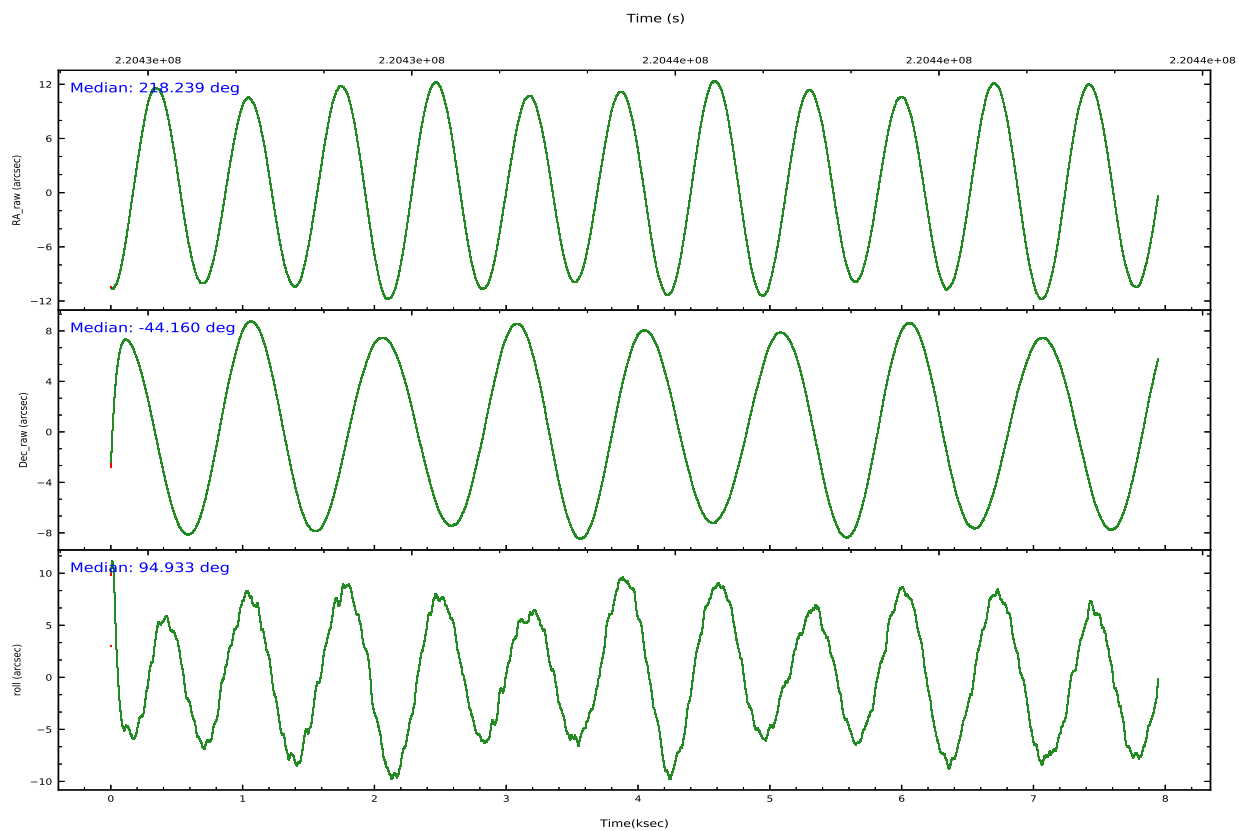
	ccd 2	ccd 3	ccd 5	ccd 6	ccd 7	ccd 8		ccd 2	ccd 3	ccd 5	ccd 6	ccd 7	ccd 8
level 1 events	22372	19263	28091	21827	26389	28639	grade 0 events	958	913	1924	998	1482	3265
rejected events	20188	17200	16209	19585	15271	21510		4%	4%	6%	4%	5%	11%
rejected %	90%	89%	57%	89%	57%	75%	grade 1 events	11	11	99	8	28	16
								0%	0%	0%	0%	0%	0%
							grade 2 events	449	421	3361	450	2549	1327
								2%	2%	11%	2%	9%	4%
							grade 3 events	306	336	1004	339	1310	834
								1%	1%	3%	1%	4%	2%
							grade 4 events	327	311	1024	321	1318	716
								1%	1%	3%	1%	4%	2%
							grade 5 events	662	738	2361	787	2382	983
								2%	3%	8%	3%	9%	3%
							grade 6 events	425	379	6418	402	5768	1630
								1%	1%	22%	1%	21%	5%
							grade 7 events	19234	16154	11900	18522	11552	19868
								85%	83%	42%	84%	43%	69%

2.2 Compared Parameters

Parameter	Planned	Actual	Parameter	Planned	Actual
Instrument	ACIS	ACIS	Obspar version number	8	8
Detector	ACIS-235678	ACIS-235678	Obspar file type	PREDICTED	ACTUAL
Grating	NONE	NONE	Obspar update status	NONE	UPDATED
Data mode	FAINT	FAINT	Number of optional ACIS chips dropped	0	0
Observation mode	POINTING	POINTING	On-chip summing requested	N	N
[deg] Pointing RA	218.261501	218.24445529281	Subarray requested	CUSTOM	CUSTOM
[deg] Pointing Dec	-44.181971	-44.161867188674	Subarray start row	35	35
[deg] Pointing Roll	94.789925	94.932857921077	Subarray row count	257	257
[mm] SIM focus pos	-0.684267	-0.6828225247311905	Alternating exposures requested	N	N
[mm] SIM defocus	0	0.001444936568705701	[s] Primary exposure time	0.000000	1
[mm] SIM translation stage pos	-190.132523	-190.1425803651734			
[mm] SIM translation stage offset	0	0.01005778216563158			
[s] Observation start time (MET)	220431863.184000	220430576.85223			
Observation start date	2004-12-26T07:03:19	2004-12-26T06:42:56			
[s] Observation end time (MET)	220439663.184000	220440141.12766			
Observation end date	2004-12-26T09:13:19	2004-12-26T09:22:21			
Read mode	TIMED	TIMED			

2.3 Aspect



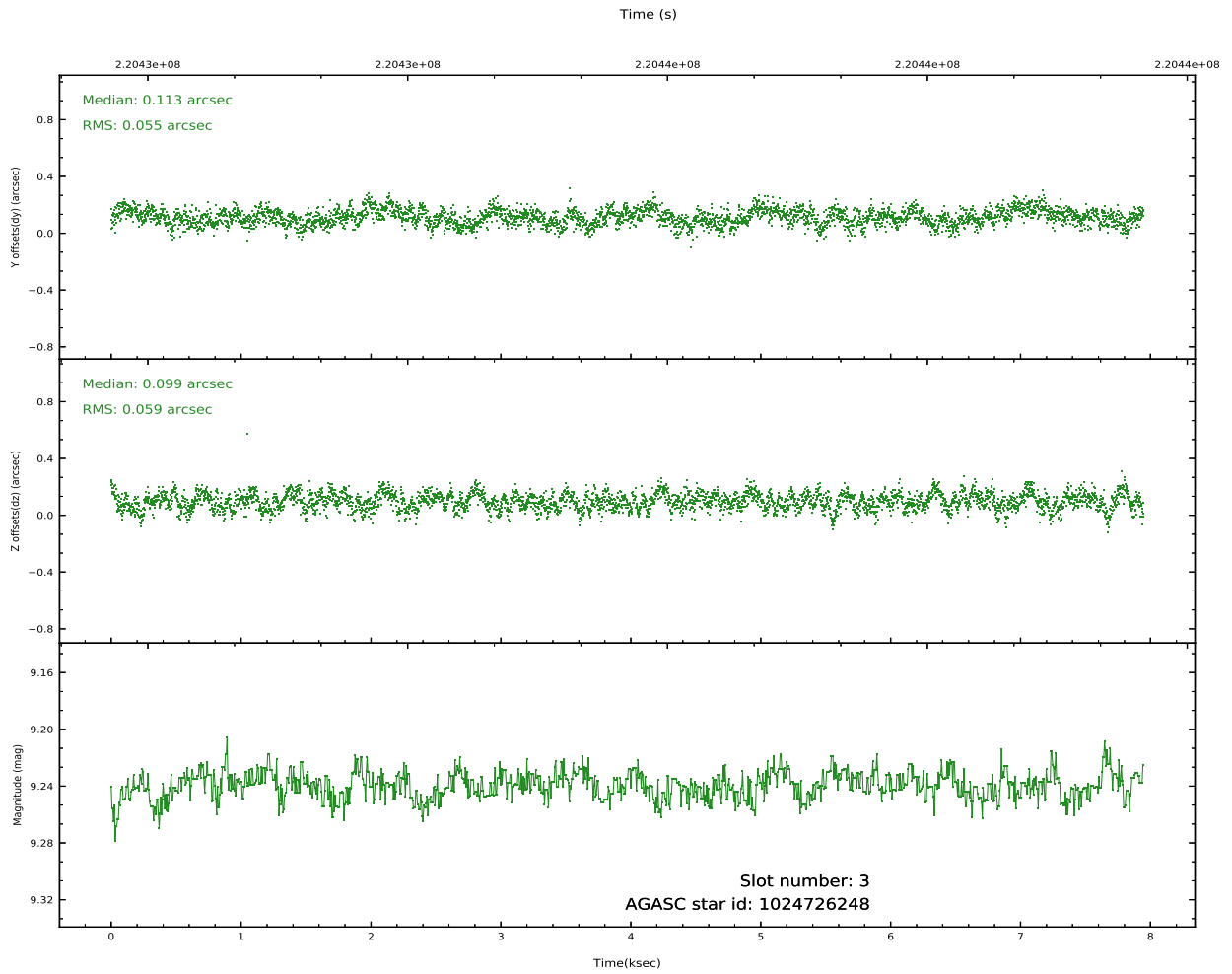
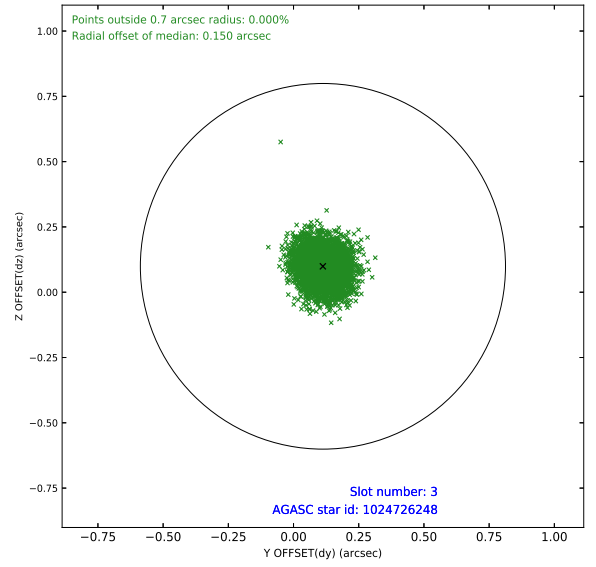
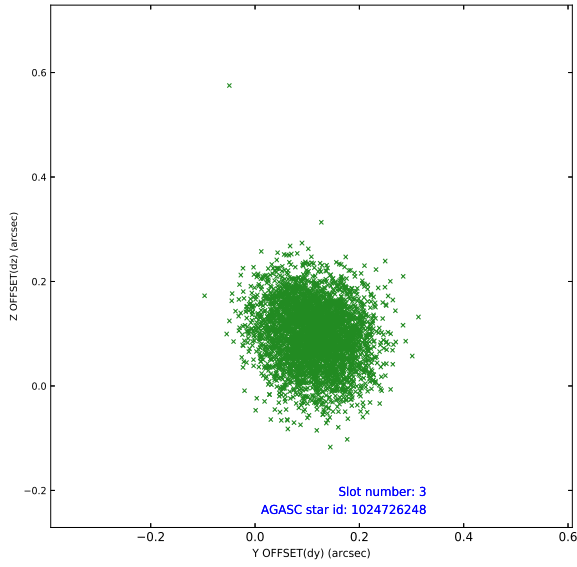


Slot Statistics

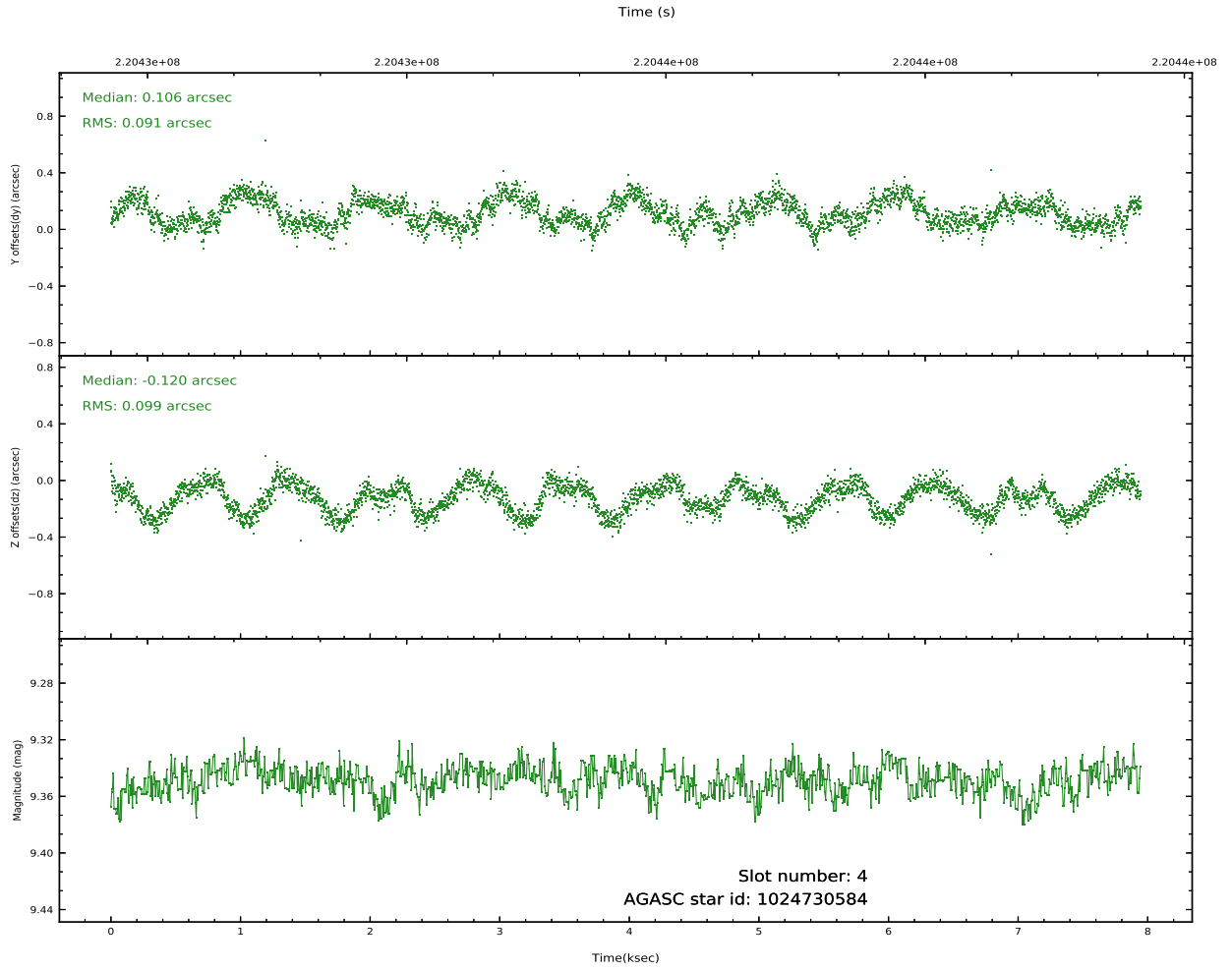
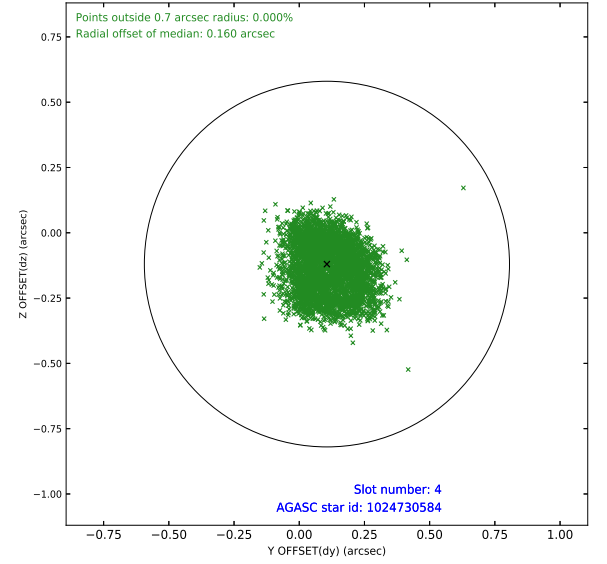
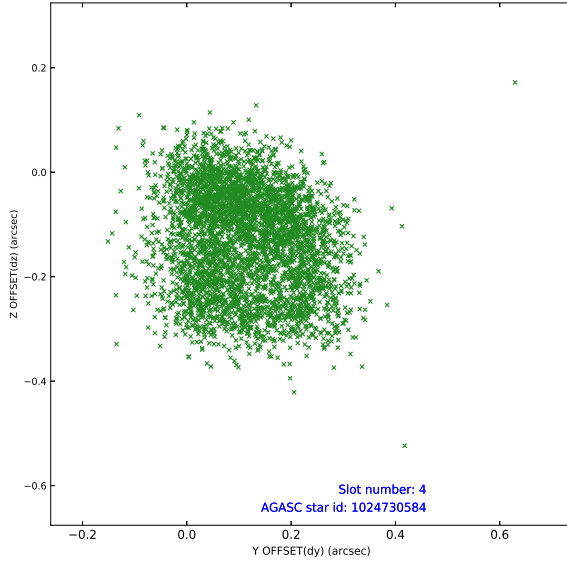
pt	status	used	id	mag	n_pts	frac_pts	med_dy	med_dz	dr1	dr2	ra	dec	mean_y	mea
0	FID		ACIS-S-2	7.10	1937	1.000	-0.040	-0.058	0.008	0.013	0.000000	0.000000	-760.62	-1733
1	FID		ACIS-S-4	7.20	1939	1.000	0.132	0.035	0.005	0.010	0.000000	0.000000	2152.48	174
2	FID		ACIS-S-5	7.23	1939	1.000	-0.123	0.032	0.007	0.013	0.000000	0.000000	-1812.66	168
3	GUIDE	used	1024726248	9.24	3876	1.000	0.113	0.099	0.086	0.138	218.482937	-44.678192	-1827.86	-415
4	GUIDE	used	1024730584	9.35	3875	1.000	0.106	-0.120	0.146	0.216	218.164125	-44.729272	-1942.79	412
5	GUIDE	used	1024731200	8.18	3874	1.000	-0.110	0.057	0.098	0.156	218.772288	-43.554537	2135.24	-1515
6	GUIDE	used	1024735904	9.80	3873	1.000	0.026	0.126	0.140	0.210	219.170069	-44.424103	-1075.62	-2253
7	GUIDE	used	1024741640	7.30	3876	1.000	-0.139	-0.164	0.076	0.116	217.541549	-43.863883	1288.77	1766

2.4 Star Slots

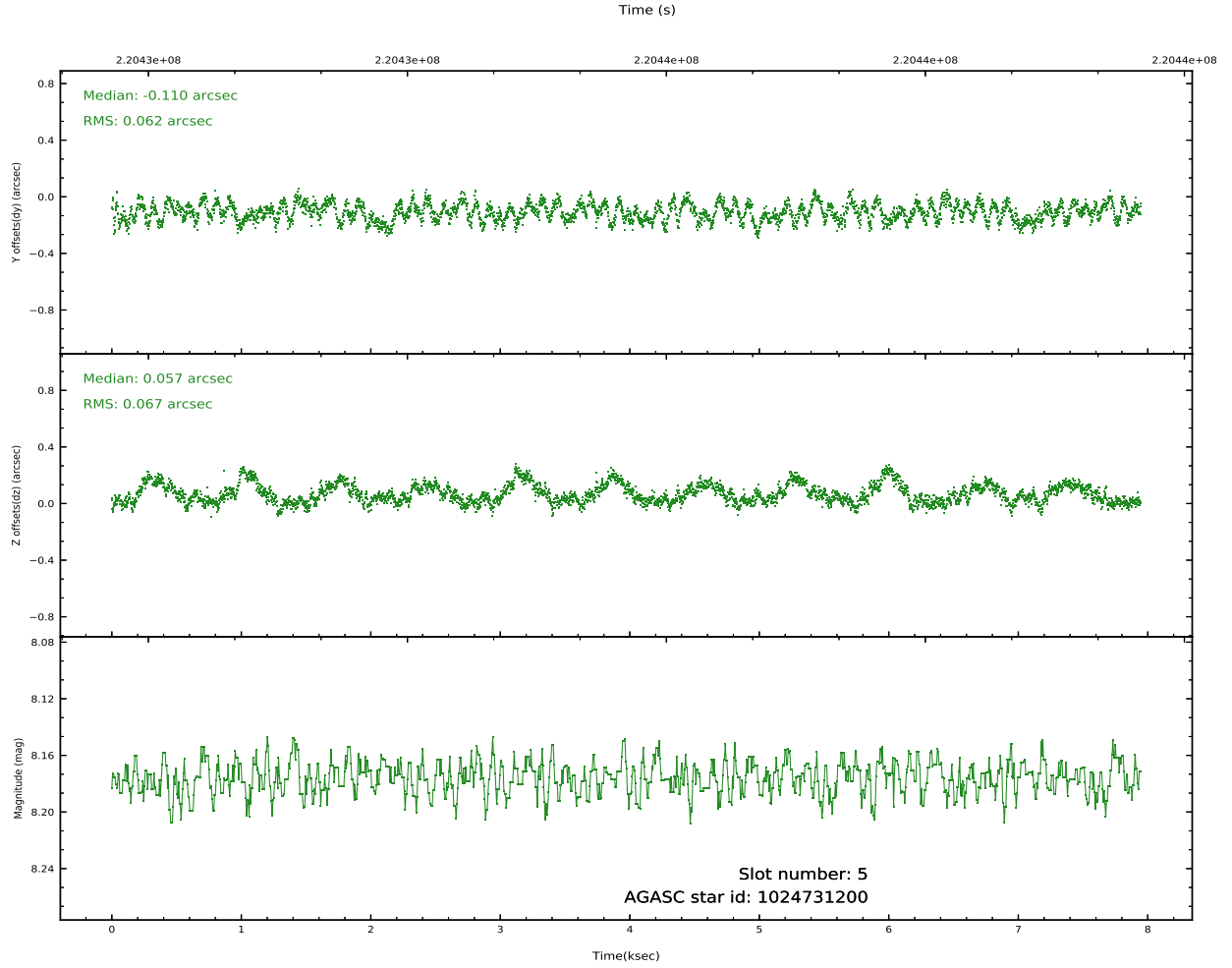
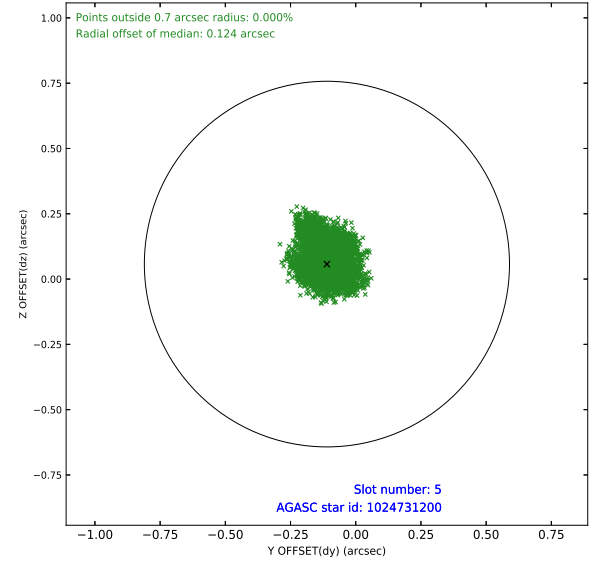
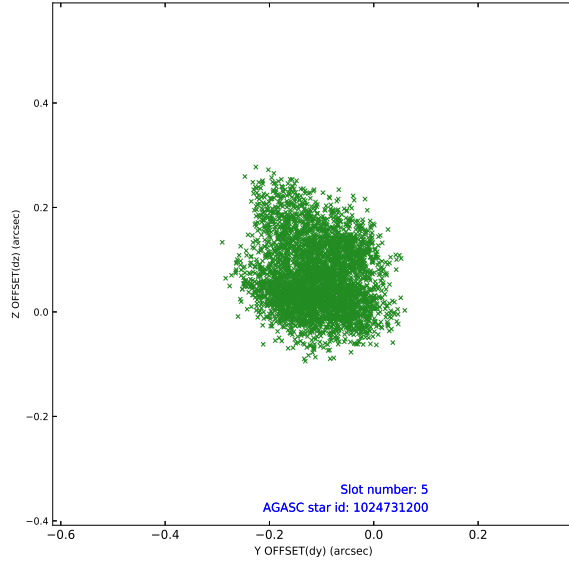
2.4.1 Slot 3



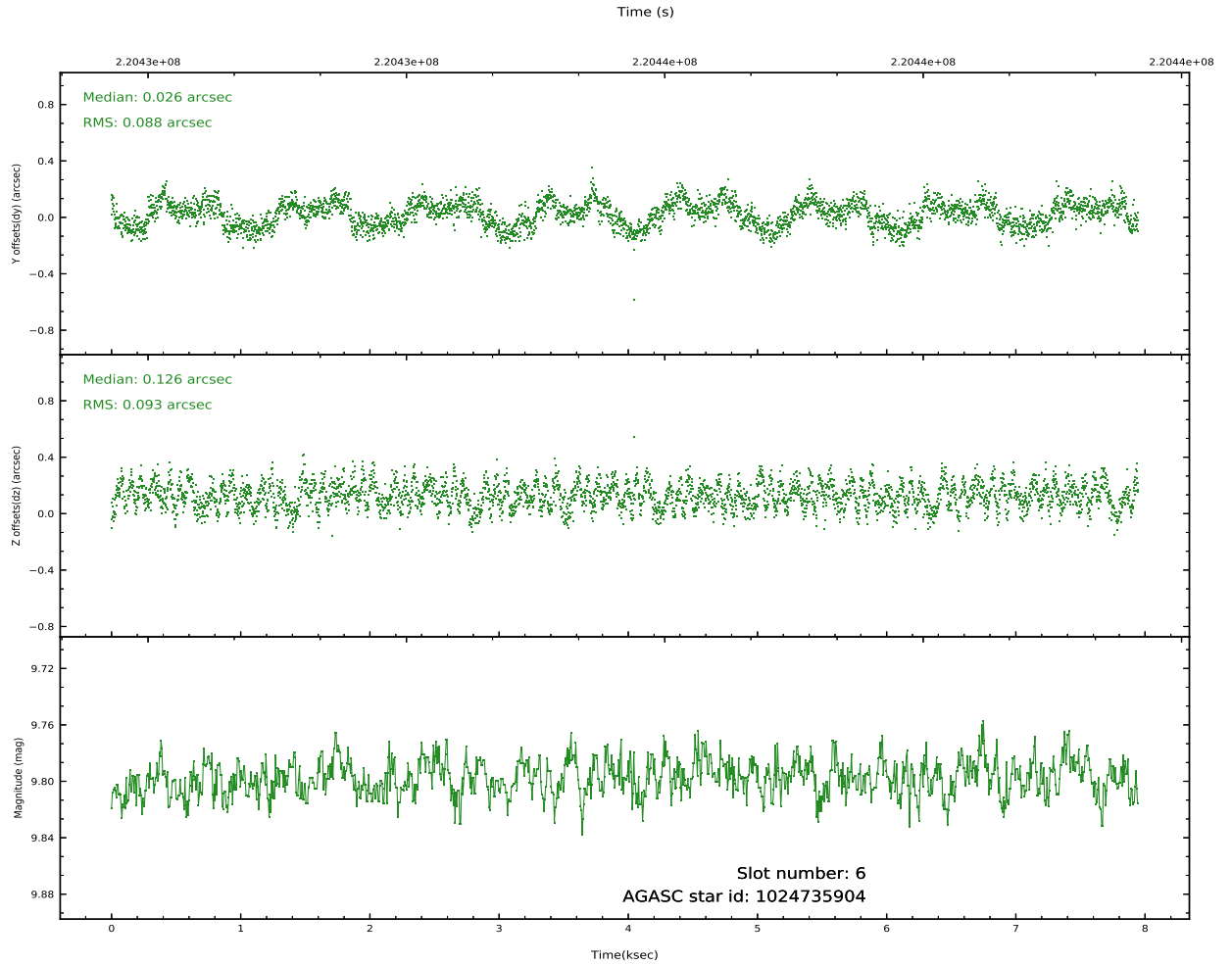
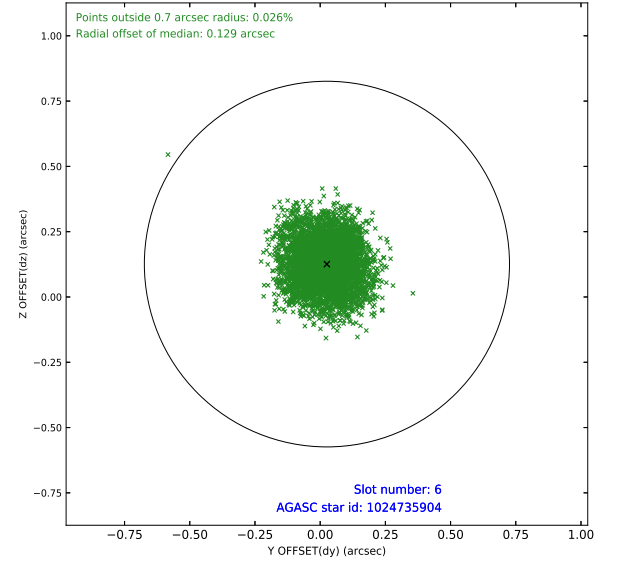
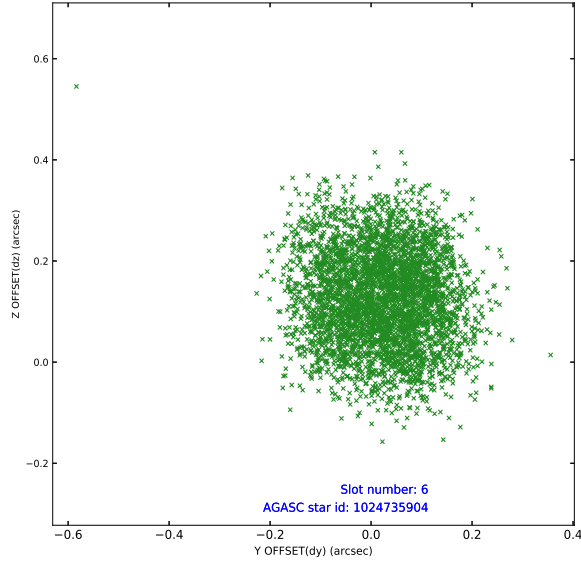
2.4.2 Slot 4



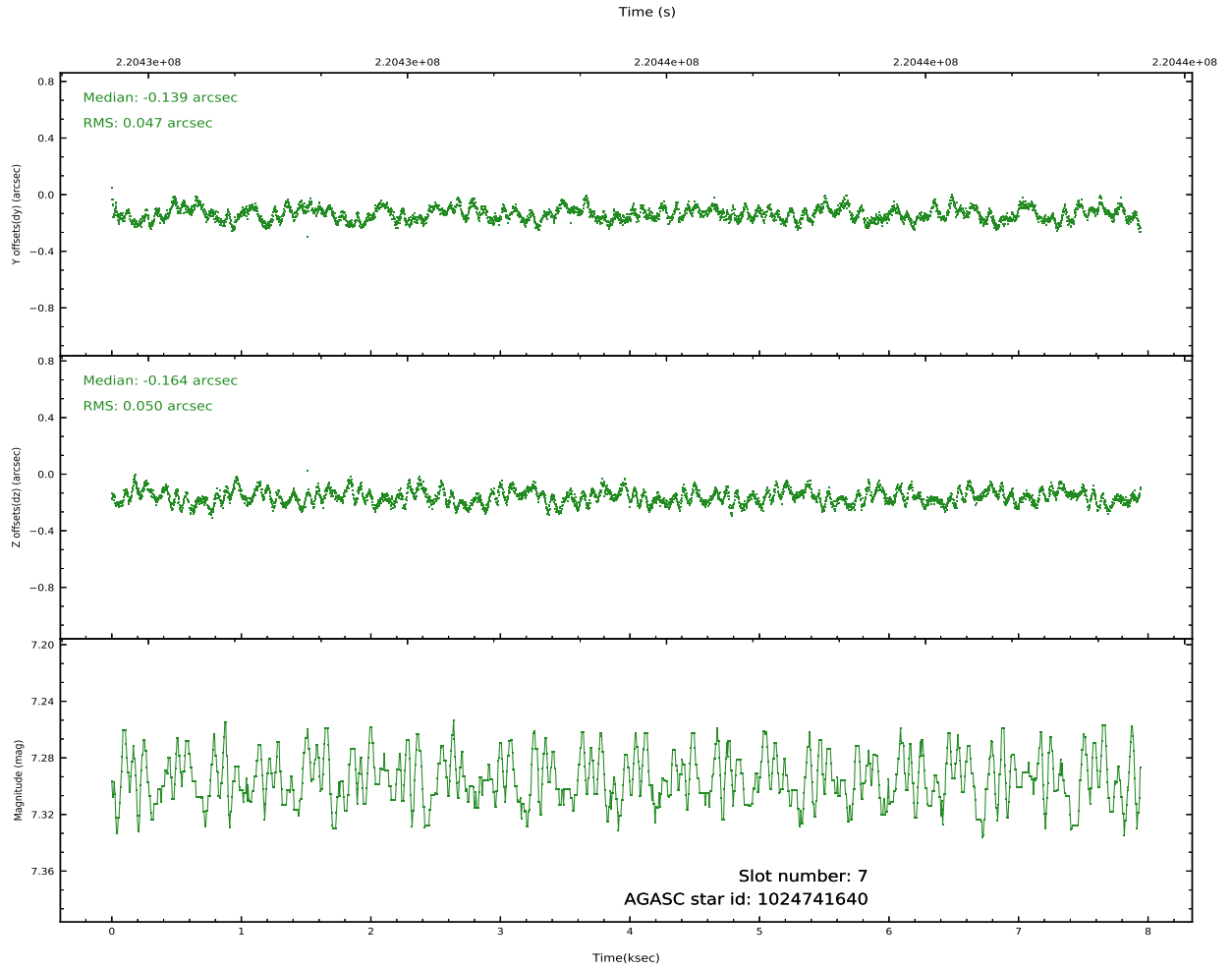
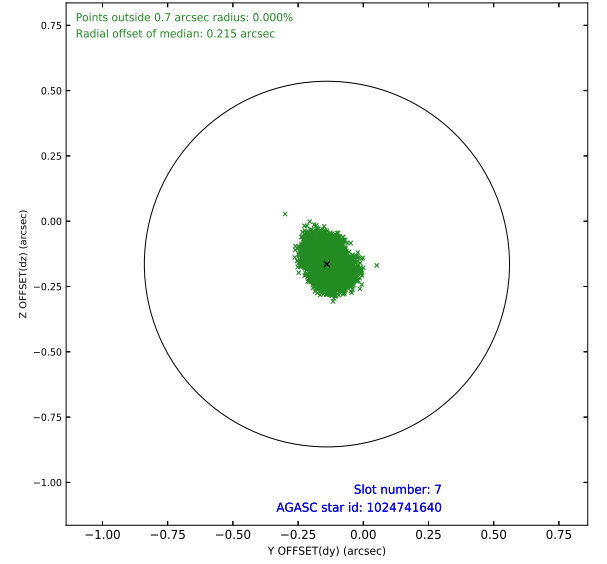
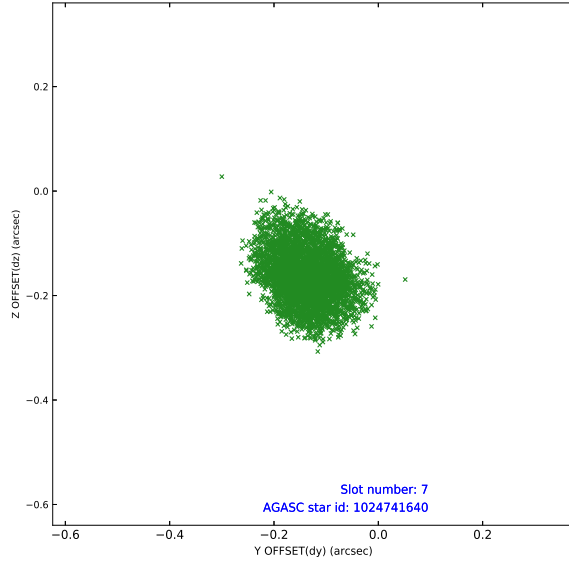
2.4.3 Slot 5



2.4.4 Slot 6

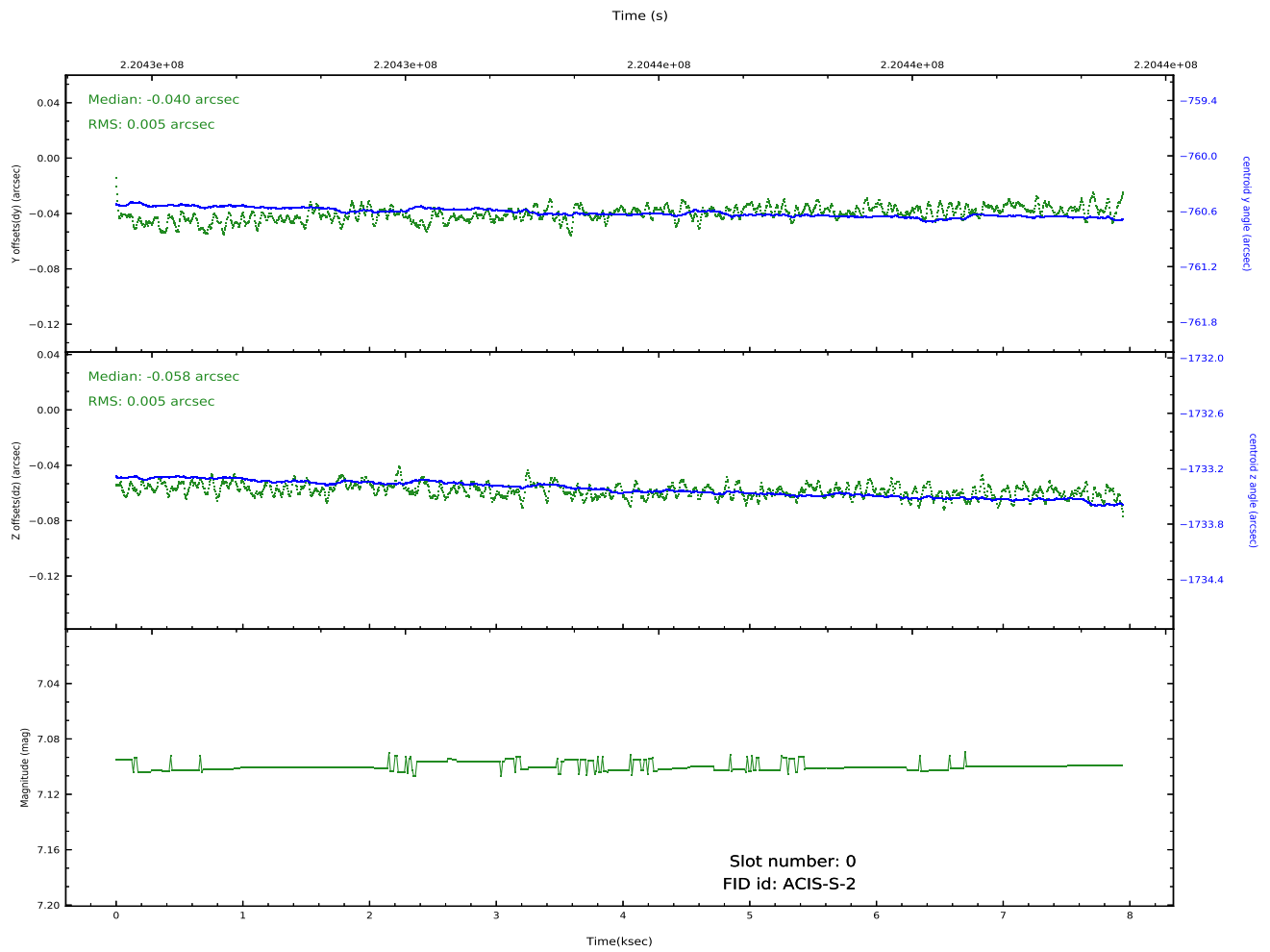
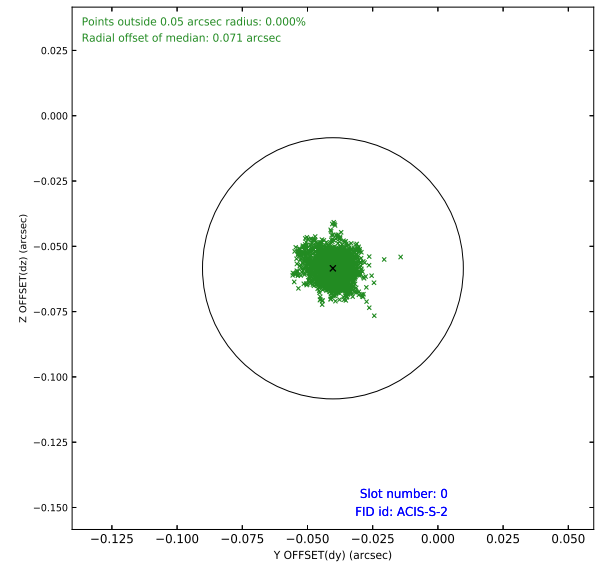
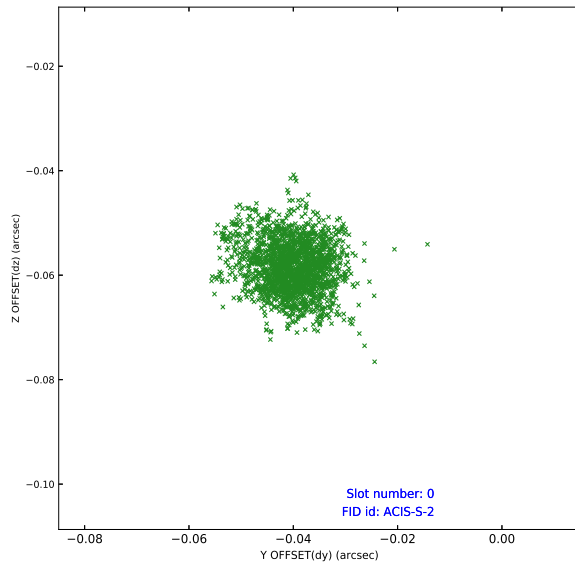


2.4.5 Slot 7

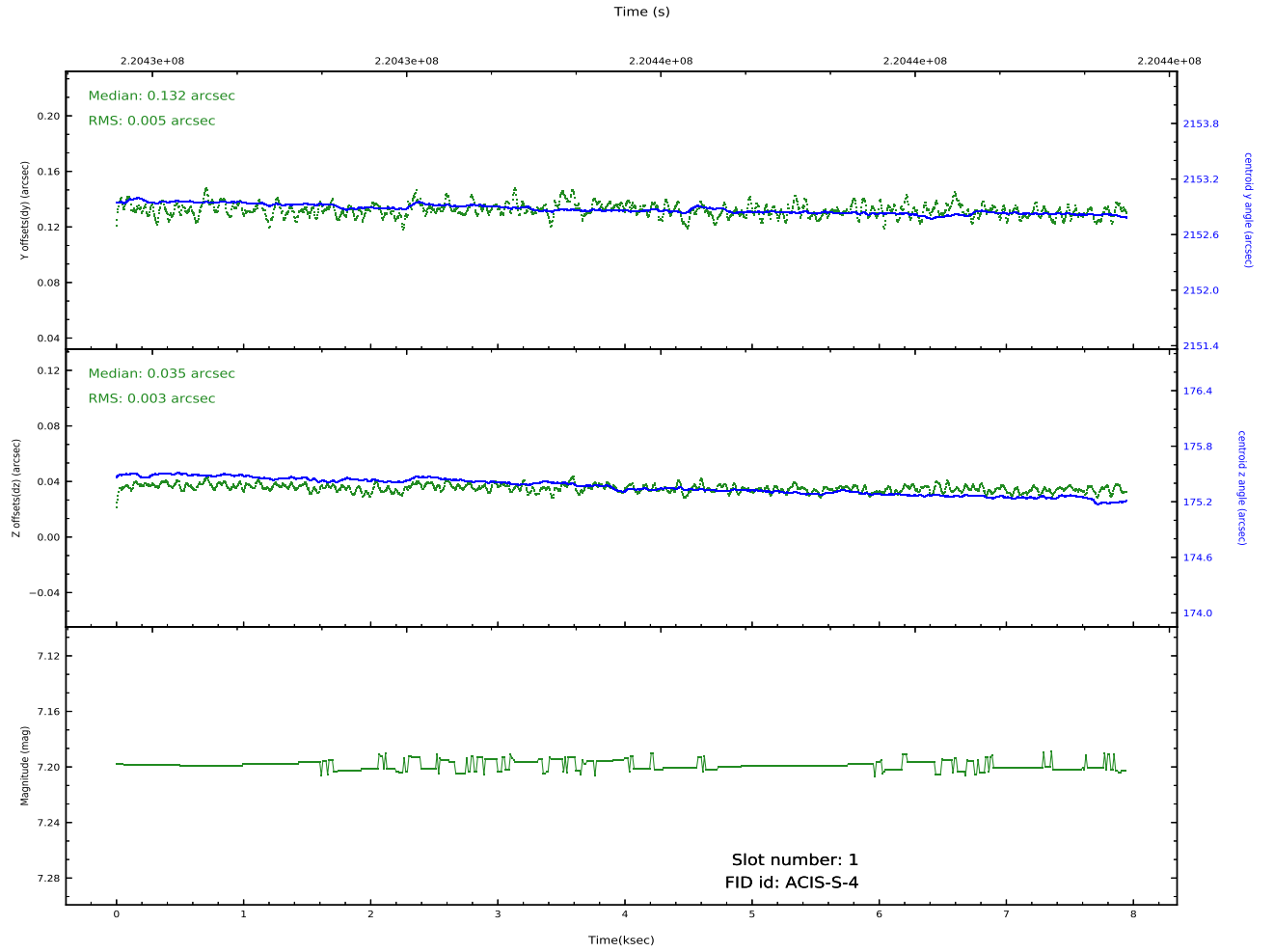
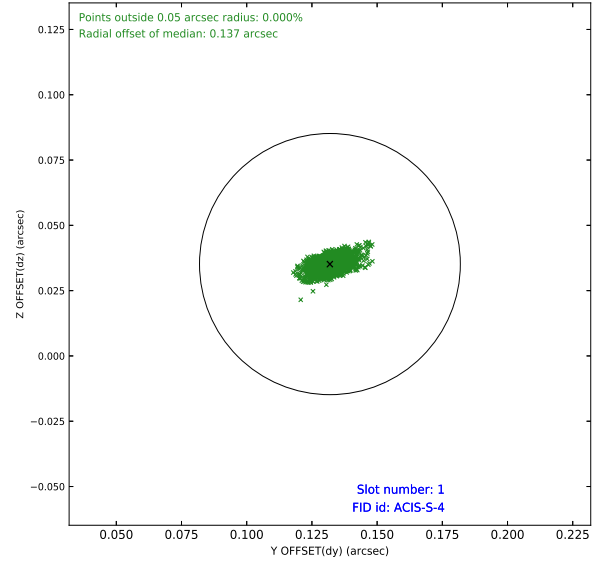
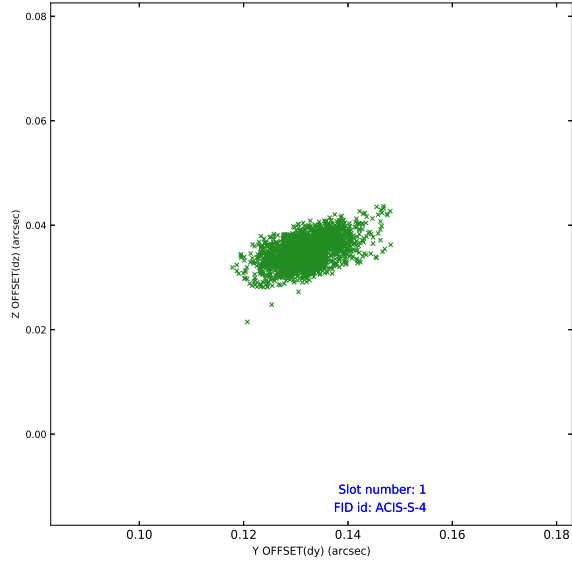


2.5 FID Slots

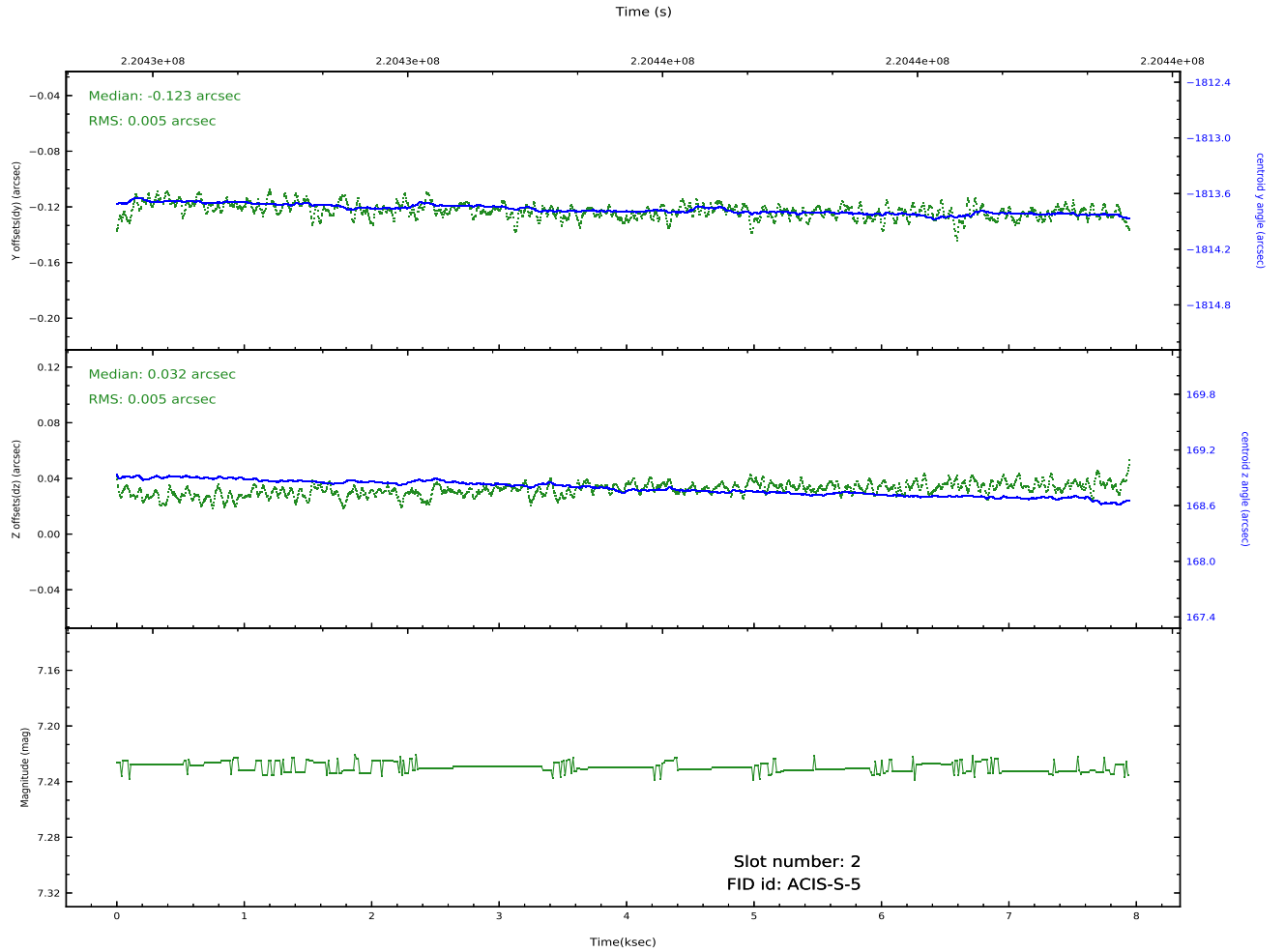
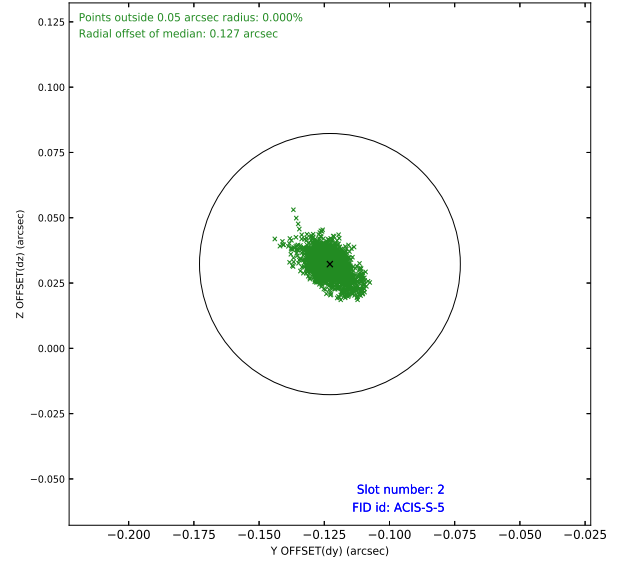
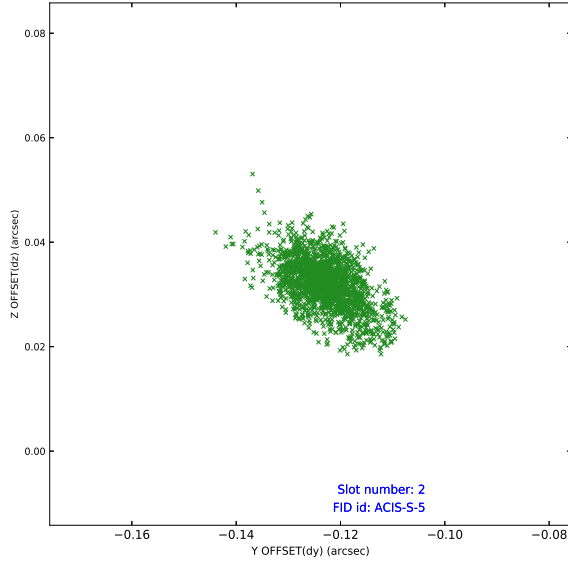
2.5.1 Slot 0



2.5.2 Slot 1



2.5.3 Slot 2



A Summary

A.1 Status

V&V Scientist	Beth Sundheim
V&V Date (YYYY-MM-DD)	2020.10.06
V&V Edition	1
V&V Disposition and Status	OK
V&V Charge Time	7.943

A.2 Comments