

# V&V Reference Report

## L2 ASCDS Version : 10.9.1

Observation 5629 - L2 Version 4  
Chandra X-Ray Center


L2 Processing Date : Oct 6 2020

## Contents

<b>1</b>	<b>Front</b>	<b>2</b>
<b>2</b>	<b>OBI</b>	<b>3</b>
2.1	OBI . . . . .	3
2.1.1	Images . . . . .	3
2.1.2	Bias . . . . .	3
2.1.3	Parameters . . . . .	4
2.1.4	Events . . . . .	4
2.2	Compared Parameters . . . . .	5
2.3	Aspect . . . . .	6
2.4	Star Slots . . . . .	9
2.4.1	Slot 3 . . . . .	9
2.4.2	Slot 4 . . . . .	10
2.4.3	Slot 5 . . . . .	11
2.4.4	Slot 6 . . . . .	12
2.4.5	Slot 7 . . . . .	13
2.5	FID Slots . . . . .	14
2.5.1	Slot 0 . . . . .	14
2.5.2	Slot 1 . . . . .	15
2.5.3	Slot 2 . . . . .	16
<b>A</b>	<b>Summary</b>	<b>17</b>
A.1	Status . . . . .	17
A.2	Comments . . . . .	17

# 1 Front


seq_num	701052	Sequence number
obs_id	5629	Observation id
title	THE X-RAY PROPERTIES OF HIGHER REDSHIFT RED AGN	Proposal title
observer	Belinda Wilkes	Principal investigator
object	2MASS J11135466+1244390	Source name
dtcycle	0	&#160
cycle	P	events from which exps? Prim/Second/Both
ra_targ	168.477917	Observer's specified target RA [deg]
dec_targ	12.744194	Observer's specified target Dec [deg]
ra_nom	168.48320390633	Nominal RA [deg]
dec_nom	12.75121533272	Nominal Dec [deg]
roll_nom	82.288688537418	Nominal Roll [deg]
revision	4	Processing version of data
ontime	6059.4952229559	Sum of GTIs [s]
livetime	5982.7662458529	Livetime [s]
ontime2	6059.5362629592	Sum of GTIs [s]
ontime3	6059.372102946	Sum of GTIs [s]
ontime5	6059.4541829526	Sum of GTIs [s]
ontime6	6059.4131429493	Sum of GTIs [s]
ontime7	6059.4952229559	Sum of GTIs [s]
ontime8	6059.3310629725	Sum of GTIs [s]
l2events	72330	Number of level 2 events




## 2 OBI

### 2.1 OBI

#### 2.1.1 Images



#### 2.1.2 Bias



### 2.1.3 Parameters

obi_num	0	Obi number	sched_exp_time	6100.000000	[s] Scheduled observation exposure time
ascdsver	10.9.1	Processing system revision	ontime	6059.4952229559	Sum of GTIs [s]
caldsver	4.9.2	&#160	ontime2	6059.5362629592	Sum of GTIs [s]
date	2020-10-06T15:28:06	Date and time of file creation	ontime3	6059.372102946	Sum of GTIs [s]
revision	4	Processing version of data	ontime5	6059.4541829526	Sum of GTIs [s]
			ontime6	6059.4131429493	Sum of GTIs [s]
			ontime7	6059.4952229559	Sum of GTIs [s]
			ontime8	6059.3310629725	Sum of GTIs [s]
			l1events	314728	Number of level 1 events

### 2.1.4 Events

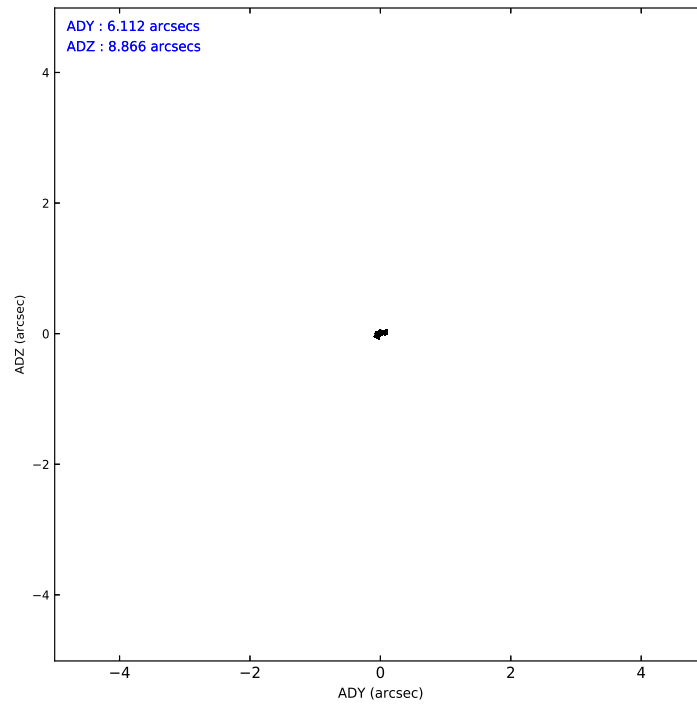
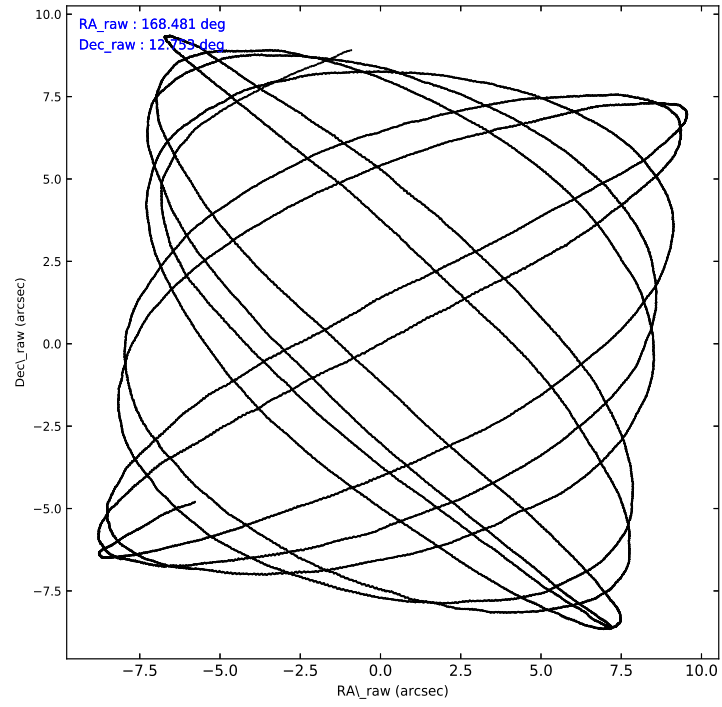
	ccd 2	ccd 3	ccd 5	ccd 6	ccd 7	ccd 8		ccd 2	ccd 3	ccd 5	ccd 6	ccd 7	ccd 8
level 1 events	45743	42389	68437	43814	59955	54390	grade 0 events	2390	2264	4334	2212	2364	3997
rejected events	40293	37221	36077	38356	34657	42160		5%	5%	6%	5%	3%	7%
rejected %	88%	87%	52%	87%	57%	77%	grade 1 events	27	29	125	16	61	43
								0%	0%	0%	0%	0%	0%
							grade 2 events	1176	1038	9520	1137	4940	2707
								2%	2%	13%	2%	8%	4%
							grade 3 events	504	493	1156	518	2125	1243
								1%	1%	1%	1%	3%	2%
							grade 4 events	502	475	1063	498	2185	1129
								1%	1%	1%	1%	3%	2%
							grade 5 events	1765	1976	4557	2063	5573	2571
								3%	4%	6%	4%	9%	4%
							grade 6 events	881	900	16294	1096	13695	3172
								1%	2%	23%	2%	22%	5%
							grade 7 events	38498	35214	31388	36274	29012	39528
								84%	83%	45%	82%	48%	72%

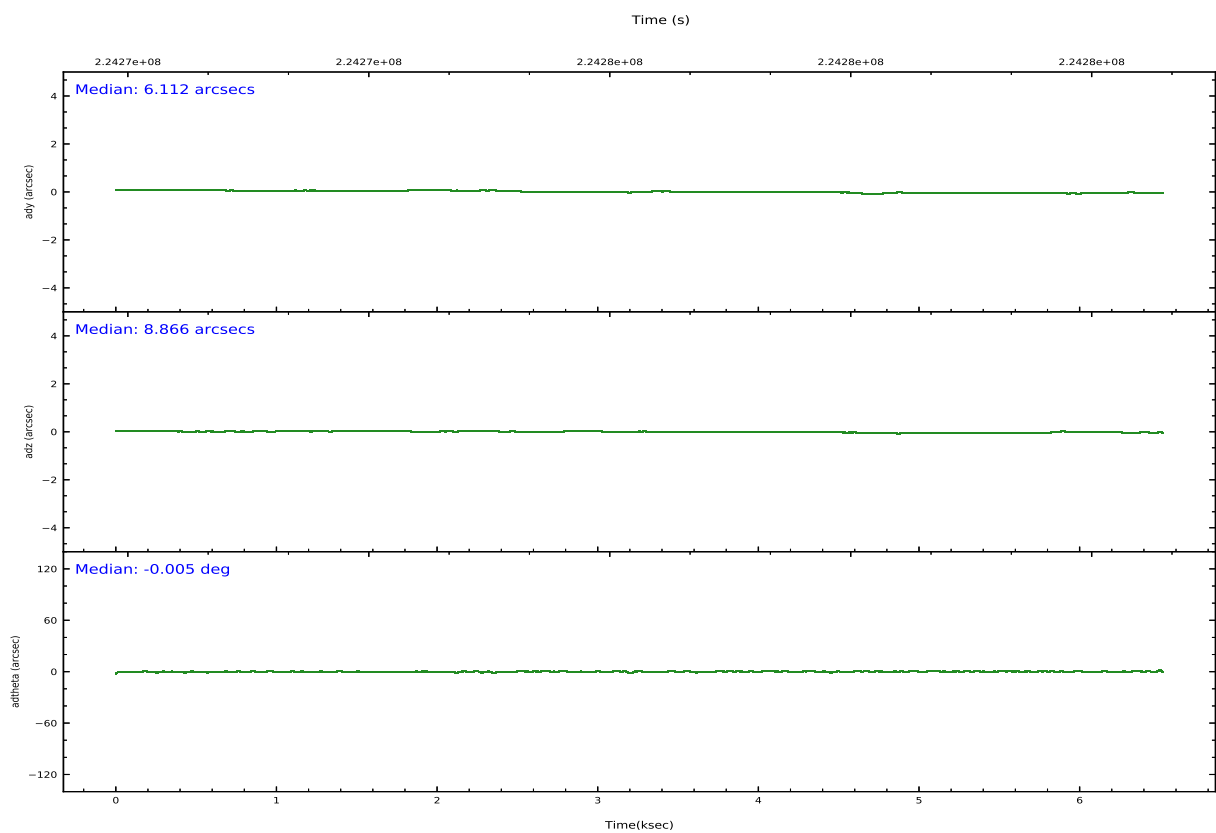
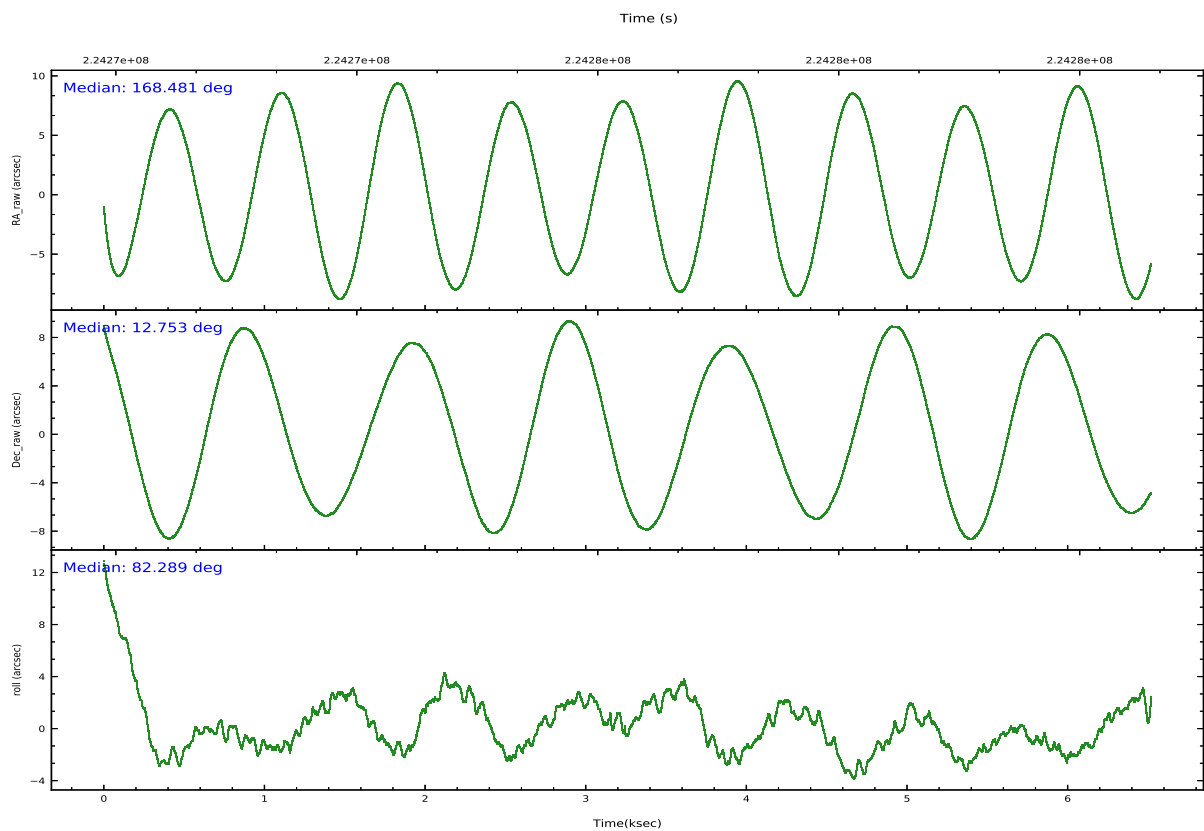


## 2.2 Compared Parameters

Parameter	Planned	Actual	Parameter	Planned	Actual
Instrument	ACIS	ACIS	Obspar version number	8	8
Detector	ACIS-235678	ACIS-235678	Obspar file type	PREDICTED	ACTUAL
Grating	NONE	NONE	Obspar update status	NONE	UPDATED
Data mode	FAINT	FAINT	Number of optional ACIS chips dropped	0	0
Observation mode	POINTING	POINTING	On-chip summing requested	N	N
[deg] Pointing RA	168.491880	168.48320390633	Subarray requested	NONE	NONE
[deg] Pointing Dec	12.728347	12.75121533272	Alternating exposures requested	N	N
[deg] Pointing Roll	82.130399	82.288688537418	[s] Primary exposure time	0.000000	3.2
[mm] SIM focus pos	-0.684267	-0.6828225247311905			
[mm] SIM defocus	0	0.001444936568705701			
[mm] SIM translation stage pos	-190.132523	-190.1425803651734			
[mm] SIM translation stage offset	0	0.01005778216563158			
[s] Observation start time (MET)	224272344.184000	224271263.81306			
Observation start date	2005-02-08T17:51:20	2005-02-08T17:34:23			
[s] Observation end time (MET)	224278444.184000	224279508.40093			
Observation end date	2005-02-08T19:33:00	2005-02-08T19:51:48			
Read mode	TIMED	TIMED			

## 2.3 Aspect



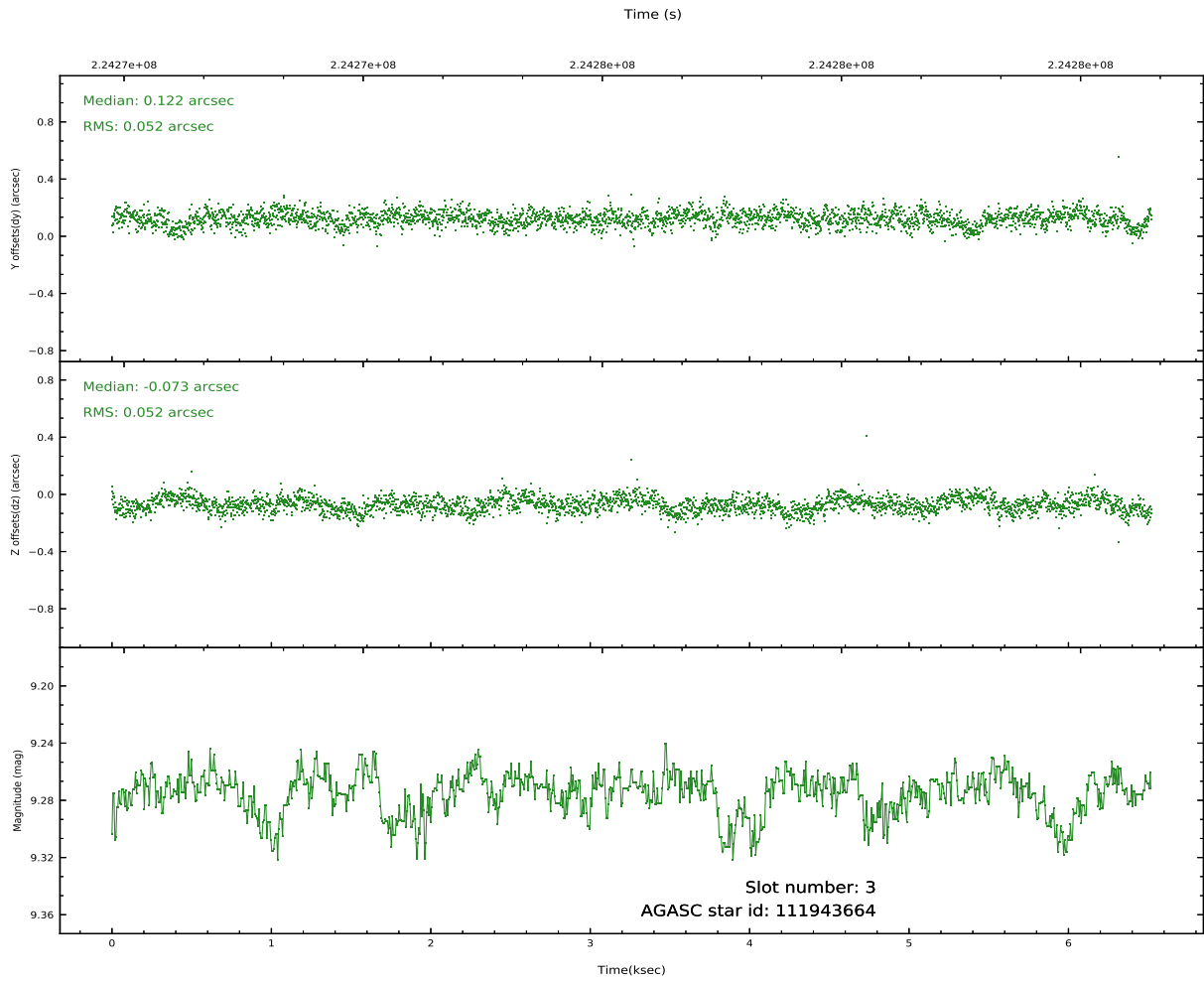
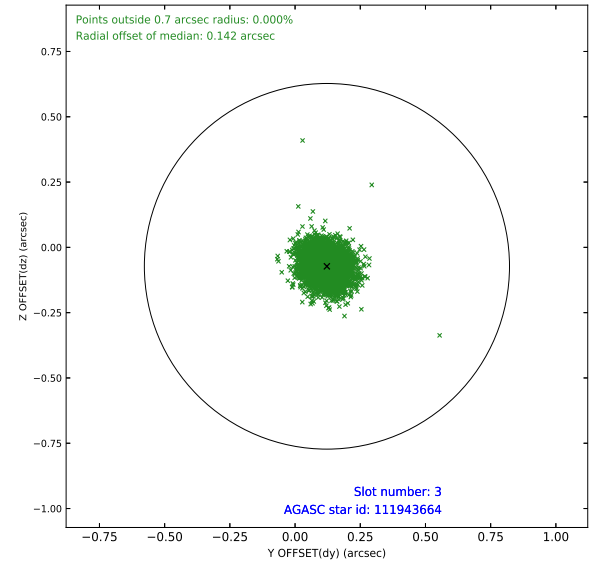
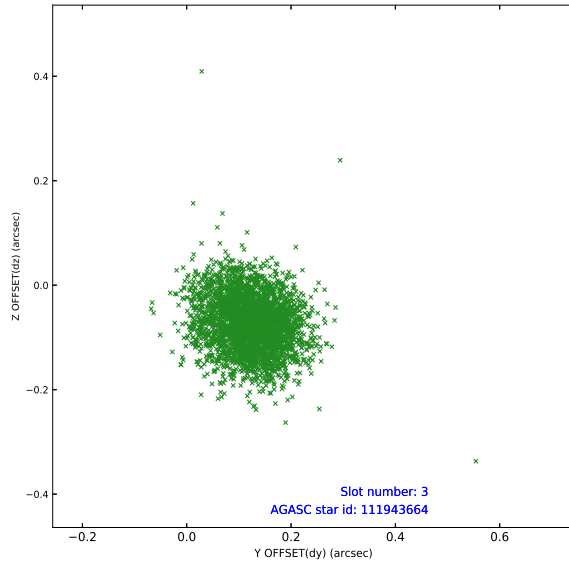


Slot Statistics

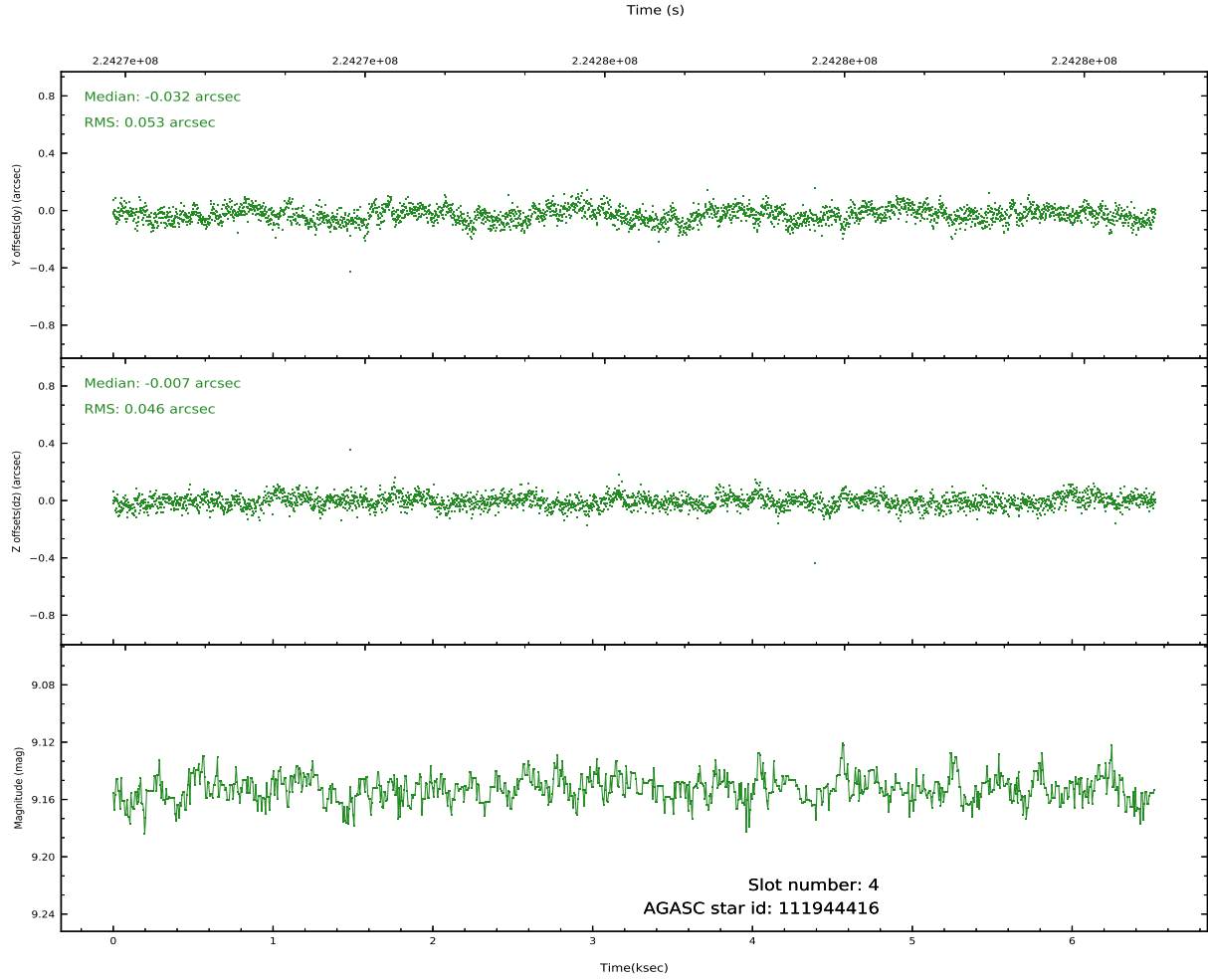
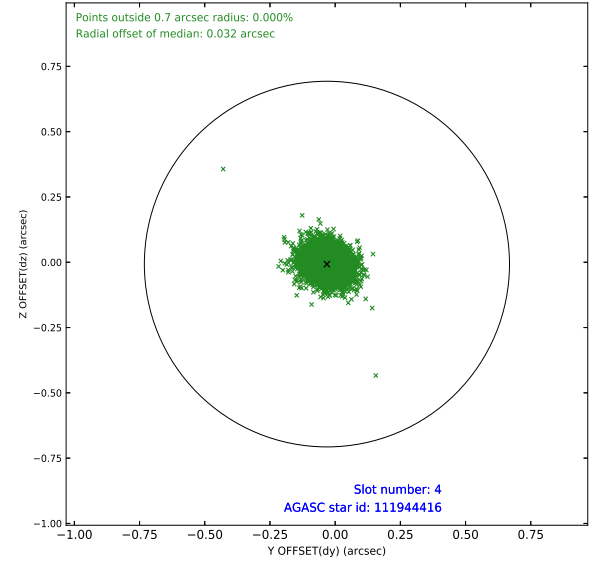
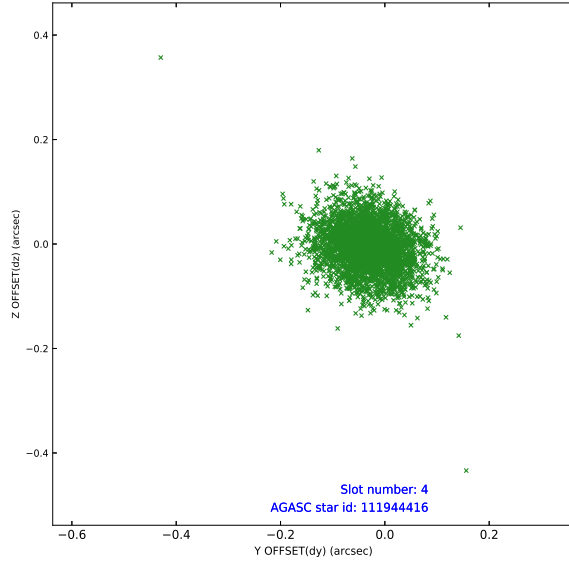
pt	status	used	id	mag	n_pts	frac_pts	med_dy	med_dz	dr1	dr2	ra	dec	mean_y	mea
0	FID		ACIS-S-2	7.10	1591	1.000	-0.078	-0.088	0.007	0.011	0.000000	0.000000	-758.91	-1730
1	FID		ACIS-S-4	7.21	1591	1.000	0.157	0.061	0.006	0.012	0.000000	0.000000	2154.18	177
2	FID		ACIS-S-5	7.23	1591	1.000	-0.110	0.035	0.007	0.012	0.000000	0.000000	-1810.65	172
3	GUIDE	used	111943664	9.27	3179	1.000	0.122	-0.073	0.078	0.125	168.455104	13.231647	1777.73	375
4	GUIDE	used	111944416	9.15	3182	1.000	-0.032	-0.007	0.073	0.119	168.281221	13.248301	1754.40	987
5	GUIDE	used	111944848	7.86	3182	1.000	-0.133	-0.021	0.050	0.082	168.075212	13.220782	1558.11	1689
6	GUIDE	used	112858352	7.32	3182	1.000	0.089	-0.030	0.056	0.089	168.984739	12.613569	-169.48	-1771
7	GUIDE	used	112460024	8.40	3181	1.000	-0.045	0.132	0.067	0.113	169.148778	12.462466	-628.12	-2418

## 2.4 Star Slots

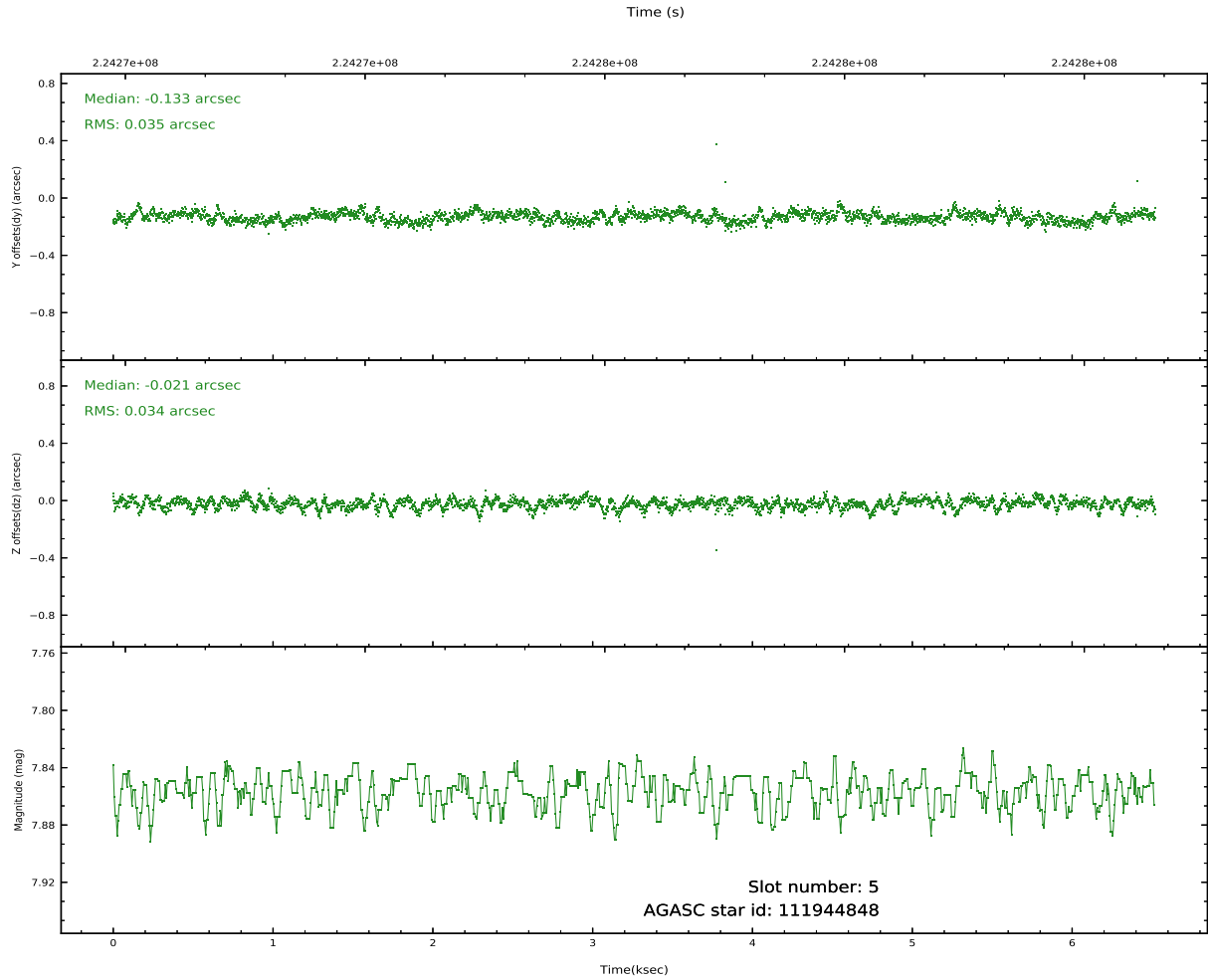
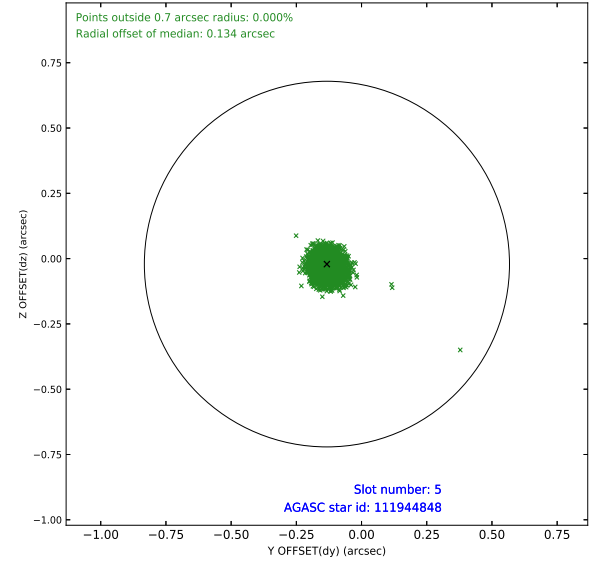
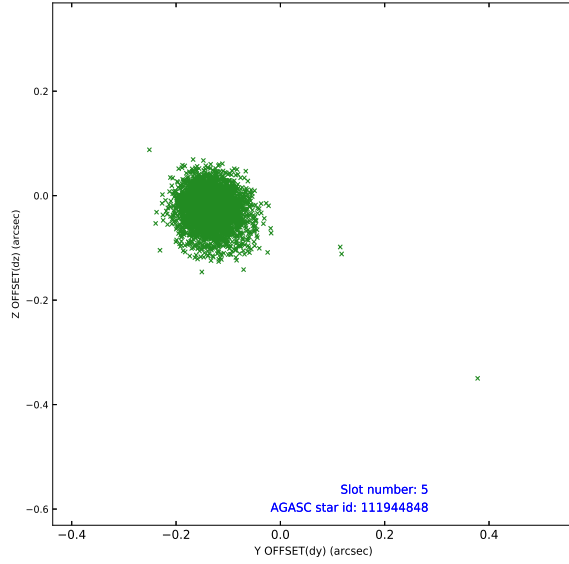
### 2.4.1 Slot 3



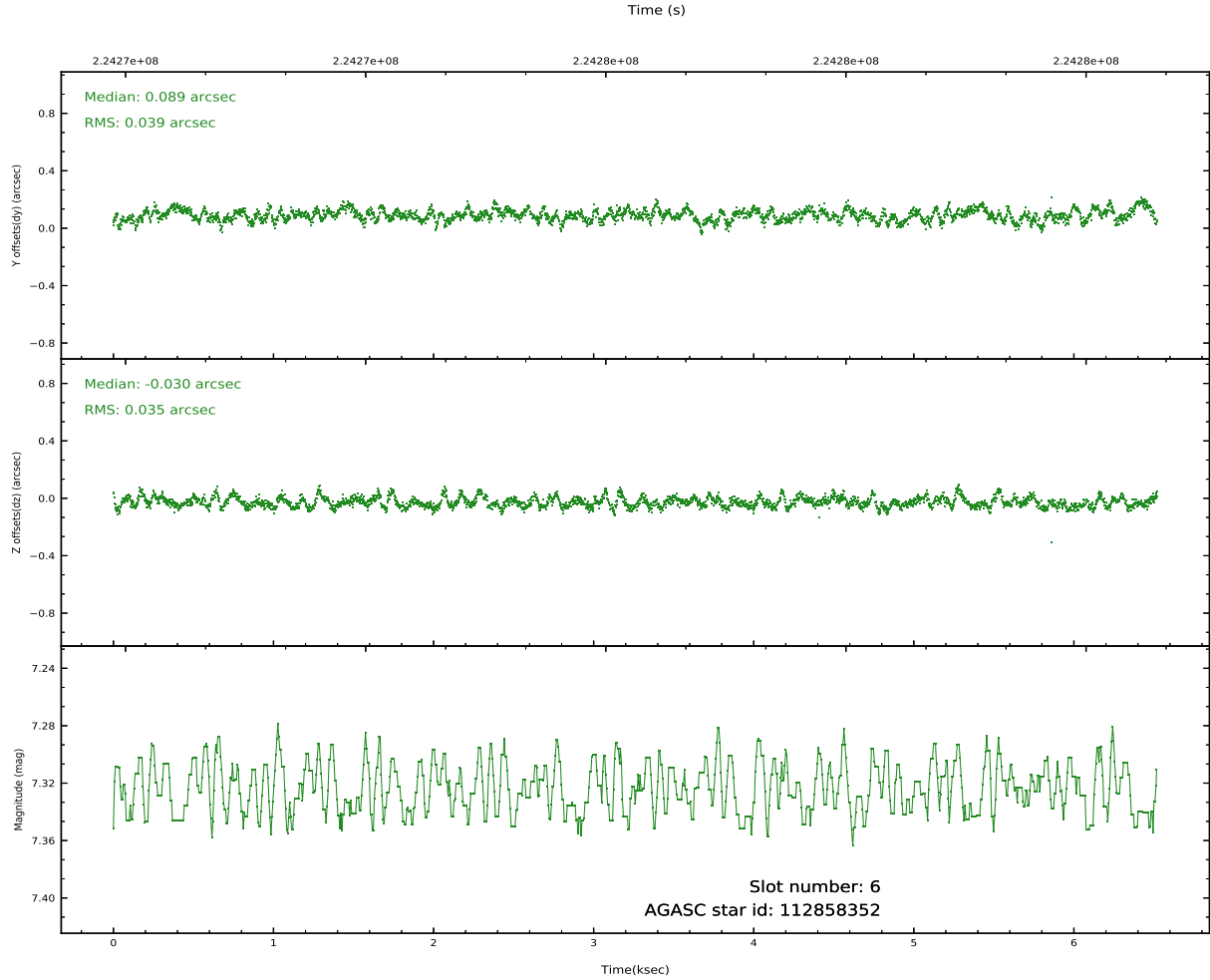
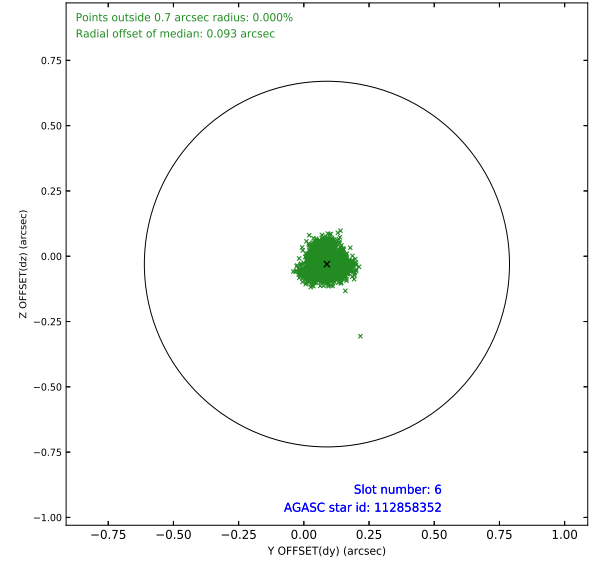
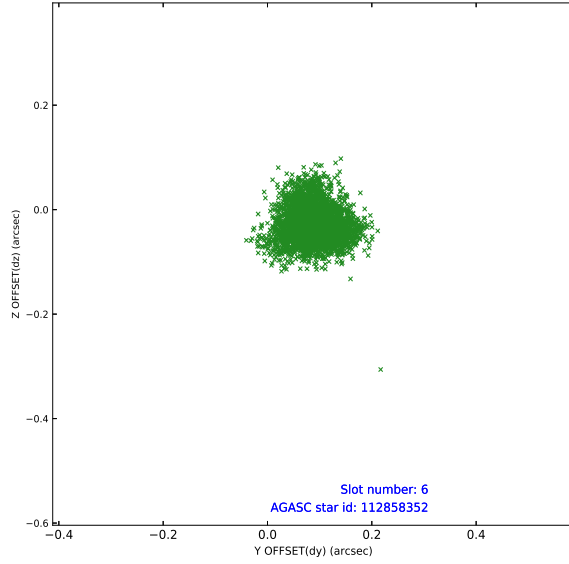
## 2.4.2 Slot 4



### 2.4.3 Slot 5

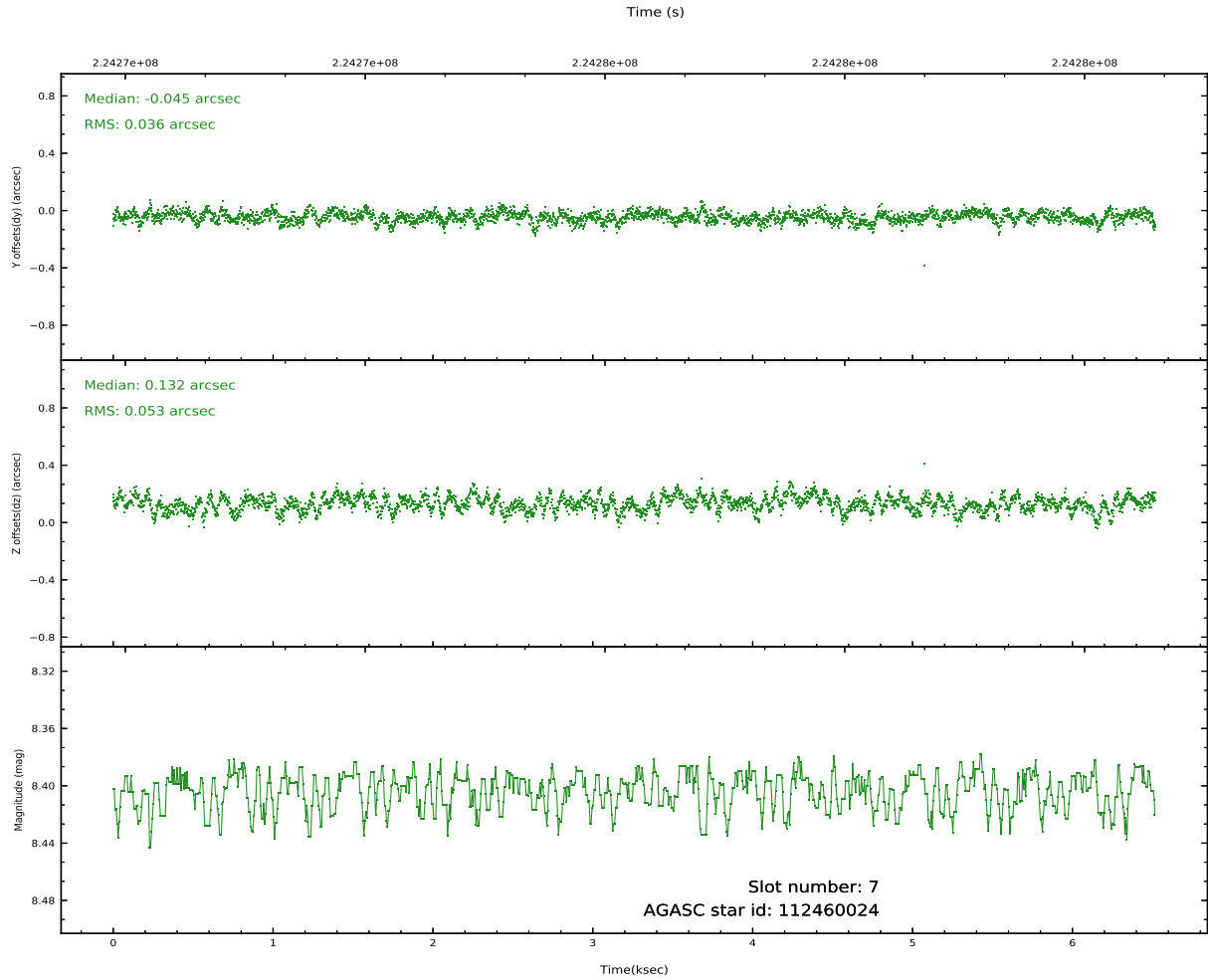
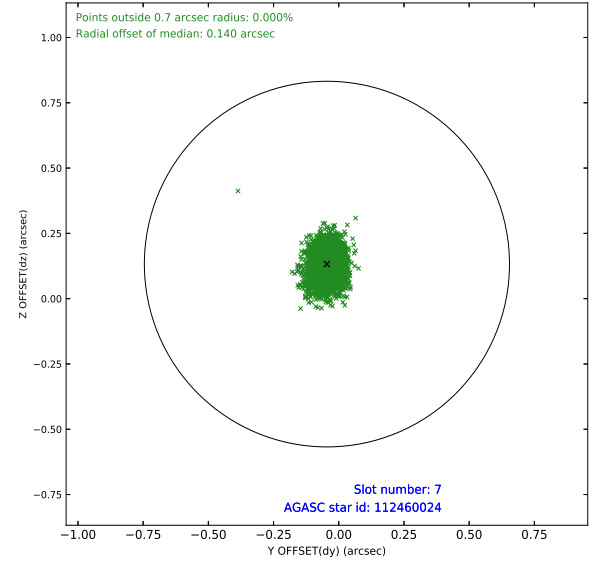
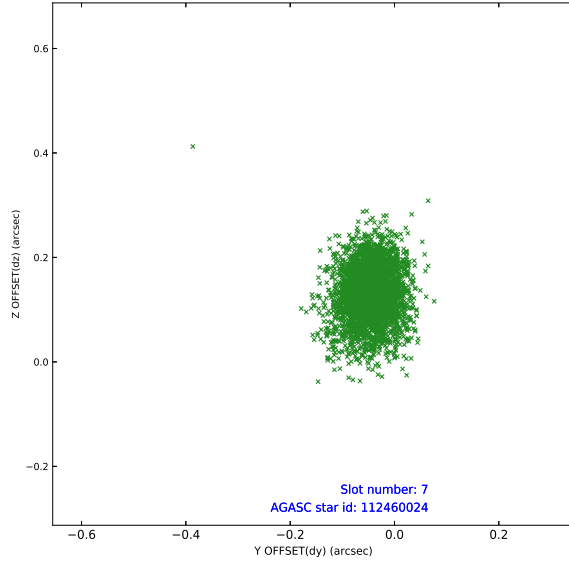


## 2.4.4 Slot 6



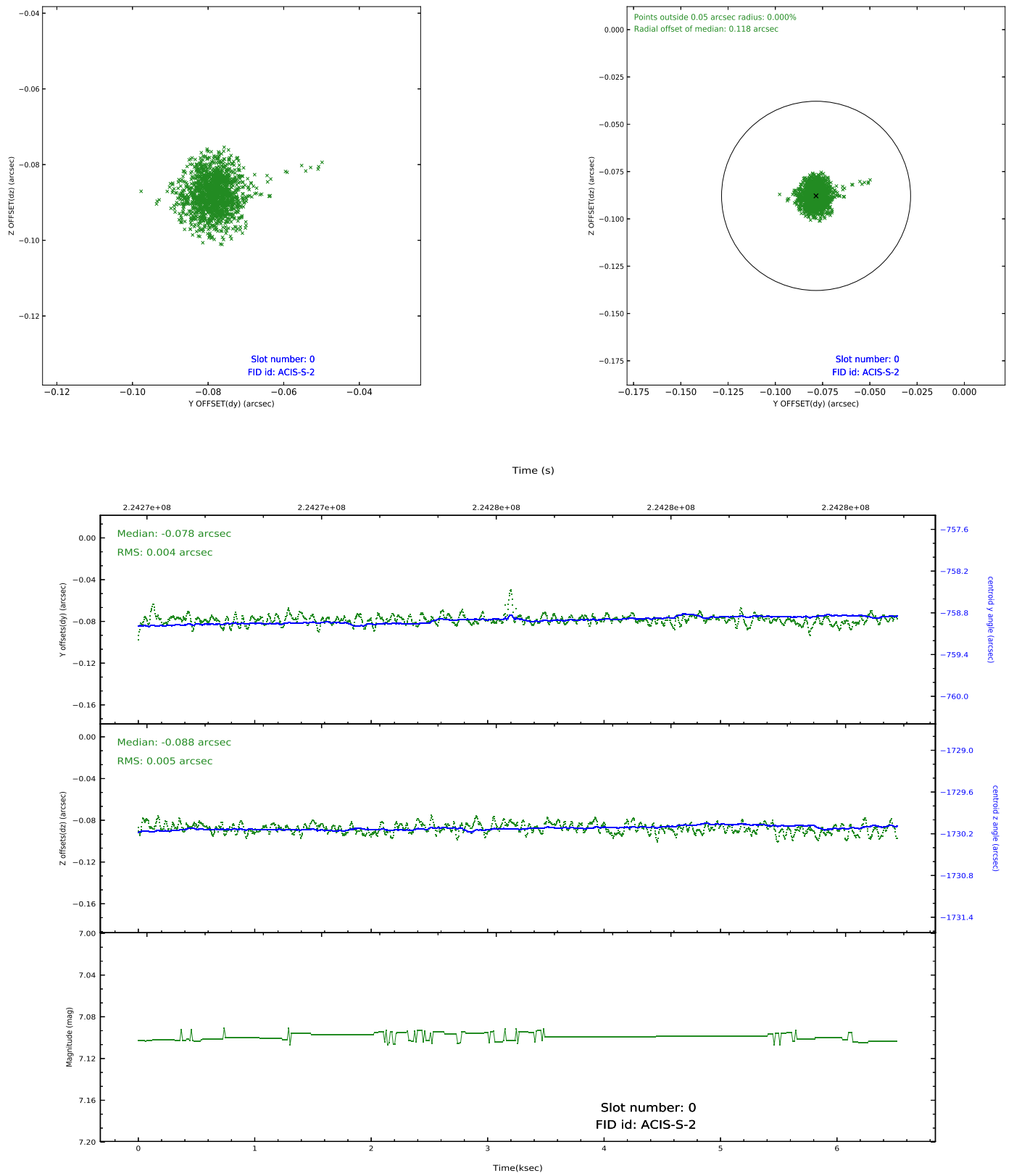


## 2.4.5 Slot 7

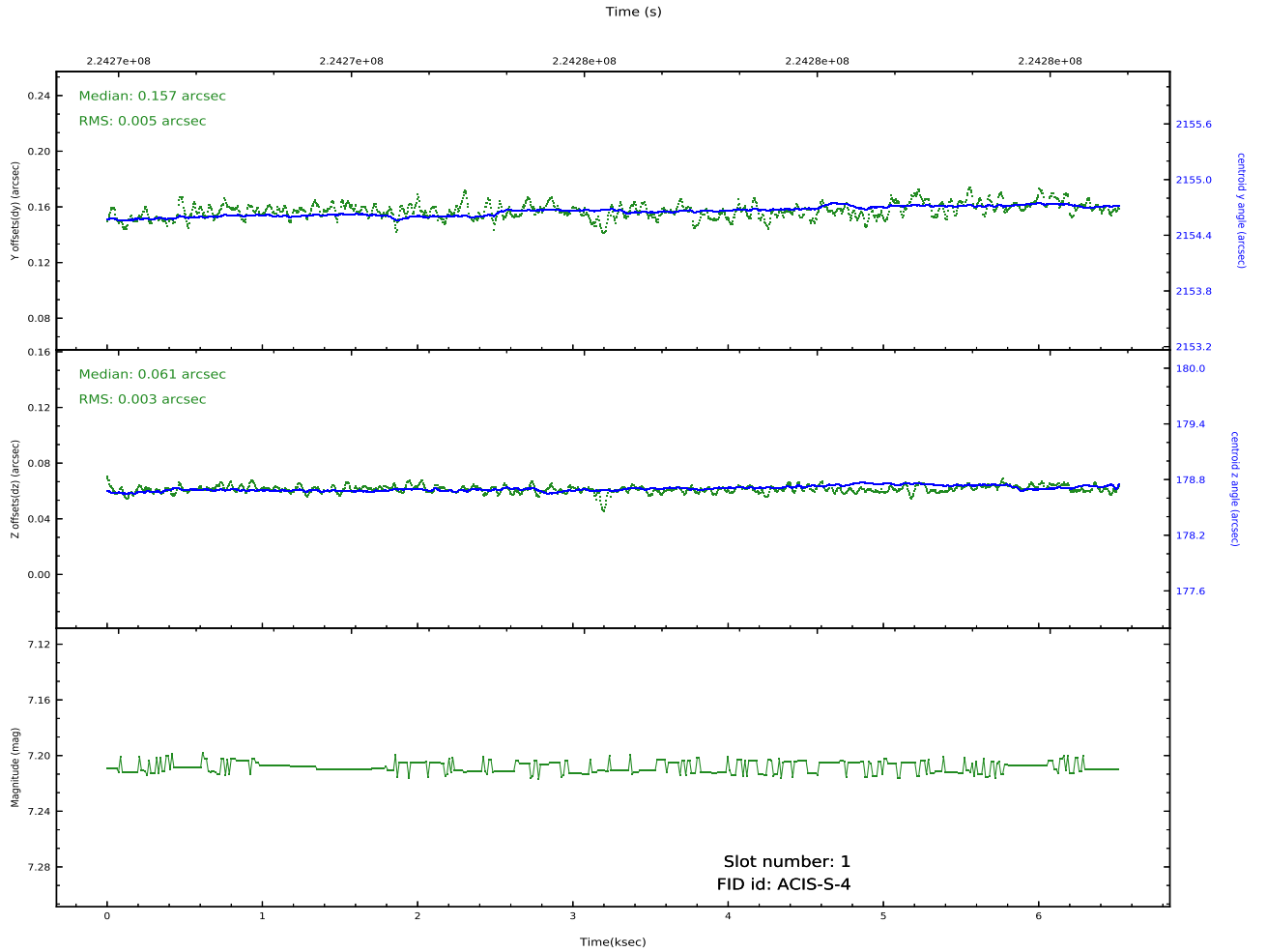
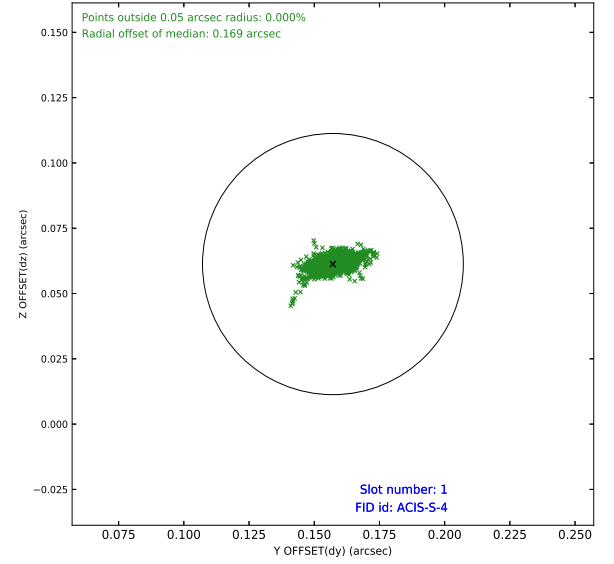
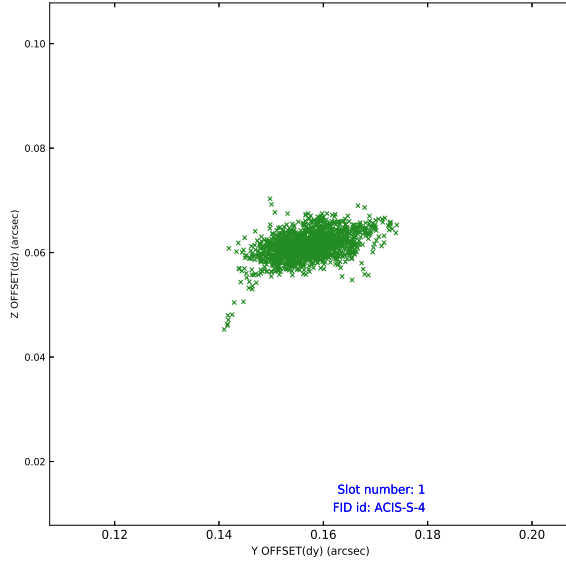


## 2.5 FID Slots

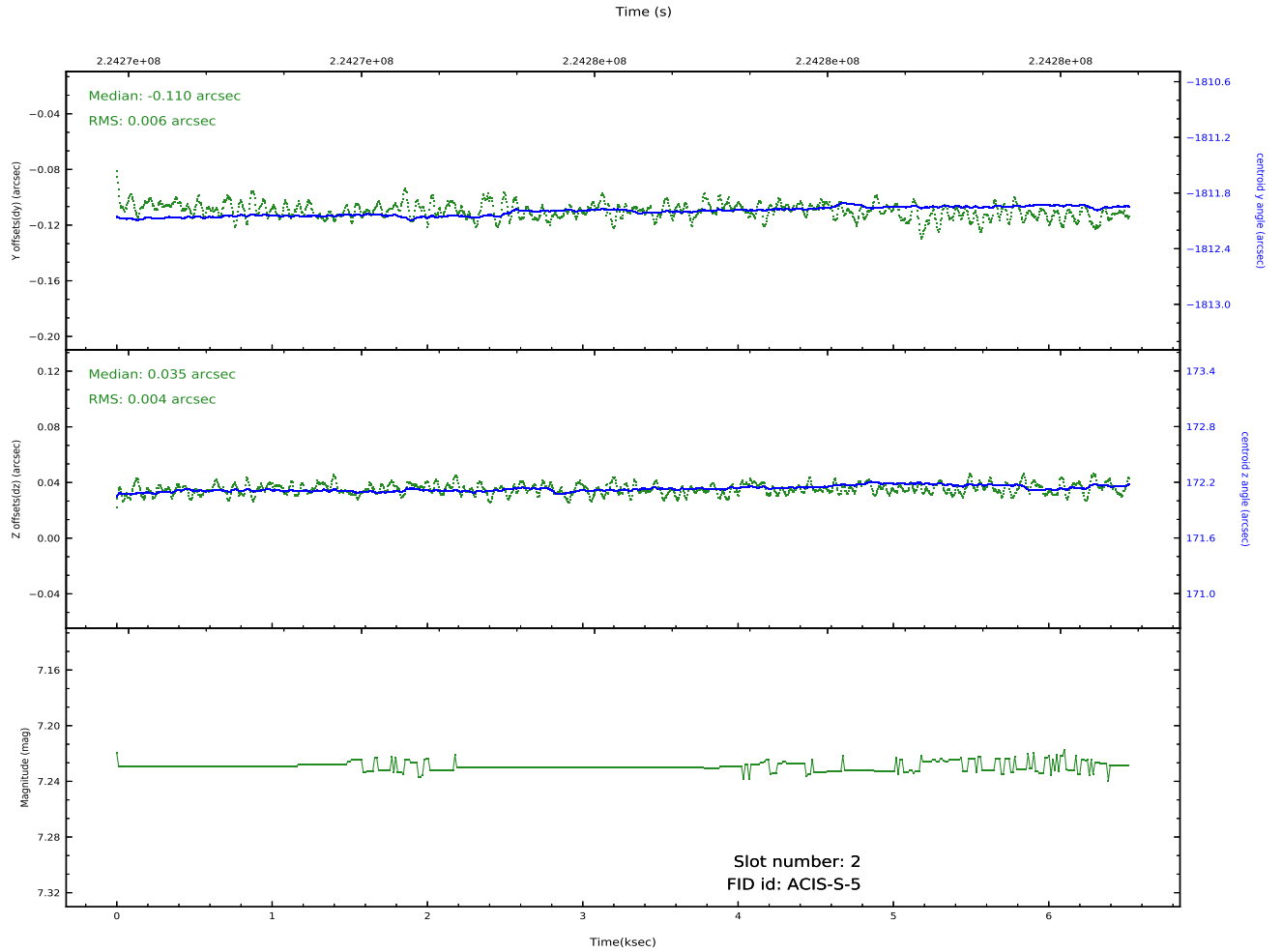
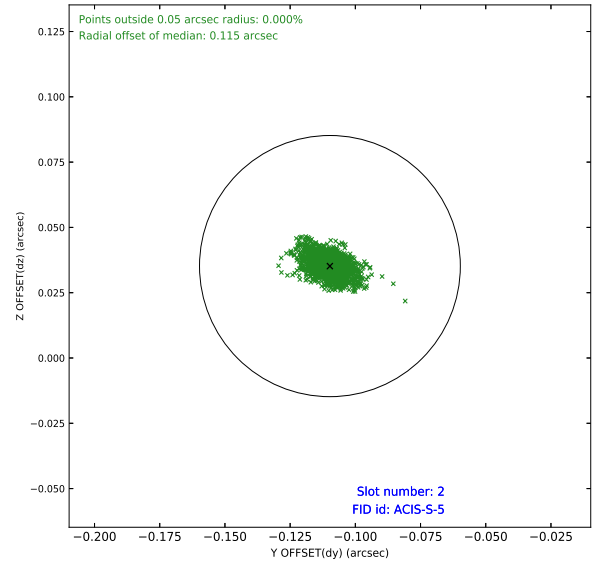
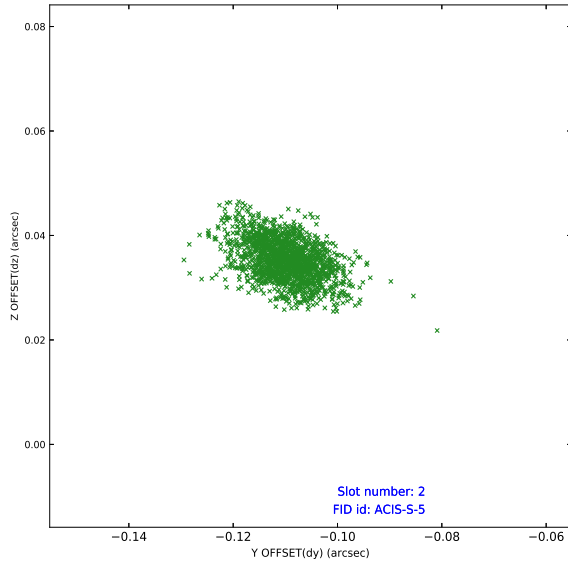
### 2.5.1 Slot 0



## 2.5.2 Slot 1



## 2.5.3 Slot 2



## A Summary

### A.1 Status

V&V Scientist	Beth Sundheim
V&V Date (YYYY-MM-DD)	2020.10.07
V&V Edition	1
V&V Disposition and Status	OK
V&V Charge Time	6.060799

### A.2 Comments