

V&V Reference Report

L2 ASCDS Version : 10.9.1

Observation 5610 - L2 Version 4
Chandra X-Ray Center


L2 Processing Date : Oct 6 2020

Contents

1	Front	2
2	OBI	3
2.1	OBI	3
2.1.1	Images	3
2.1.2	Bias	3
2.1.3	Parameters	4
2.1.4	Events	4
2.2	Compared Parameters	5
2.3	Aspect	6
2.4	Star Slots	9
2.4.1	Slot 3	9
2.4.2	Slot 4	10
2.4.3	Slot 5	11
2.4.4	Slot 6	12
2.4.5	Slot 7	13
2.5	FID Slots	14
2.5.1	Slot 0	14
2.5.2	Slot 1	15
2.5.3	Slot 2	16
A	Summary	17
A.1	Status	17
A.2	Comments	17

1 Front


seq_num	701033	Sequence number
obs_id	5610	Observation id
title	A Chandra Survey of the Most Distant Quasars: X-raying the First Massive Black Holes	Proposal title
observer	William Brandt	Principal investigator
object	SDSS J0002+2550	Source name
dtcycle	0	
cycle	P	events from which exps? Prim/Second/Both
ra_targ	0.664167	Observer's specified target RA [deg]
dec_targ	25.843	Observer's specified target Dec [deg]
ra_nom	0.66547787914462	Nominal RA [deg]
dec_nom	25.83445709327	Nominal Dec [deg]
roll_nom	310.15523585294	Nominal Roll [deg]
revision	4	Processing version of data
ontime	5945.5999778509	Sum of GTIs [s]
livetime	5870.3132109209	Livetime [s]
ontime2	5945.5999778509	Sum of GTIs [s]
ontime3	5945.5999778509	Sum of GTIs [s]
ontime5	5945.5999778509	Sum of GTIs [s]
ontime6	5945.5999778509	Sum of GTIs [s]
ontime7	5945.5999778509	Sum of GTIs [s]
ontime8	5945.5820827186	Sum of GTIs [s]
l2events	69545	Number of level 2 events




2 OBI

2.1 OBI

2.1.1 Images



2.1.2 Bias



2.1.3 Parameters

obi_num	1	Obi number	sched_exp_time	6000.000000	[s] Scheduled observation exposure time
ascdsver	10.9.1	Processing system revision	ontime	5945.5999778509	Sum of GTIs [s]
caldbver	4.9.2	 	ontime2	5945.5999778509	Sum of GTIs [s]
date	2020-10-06T08:37:23	Date and time of file creation	ontime3	5945.5999778509	Sum of GTIs [s]
revision	4	Processing version of data	ontime5	5945.5999778509	Sum of GTIs [s]
			ontime6	5945.5999778509	Sum of GTIs [s]
			ontime7	5945.5999778509	Sum of GTIs [s]
			ontime8	5945.5820827186	Sum of GTIs [s]
			l1events	310881	Number of level 1 events

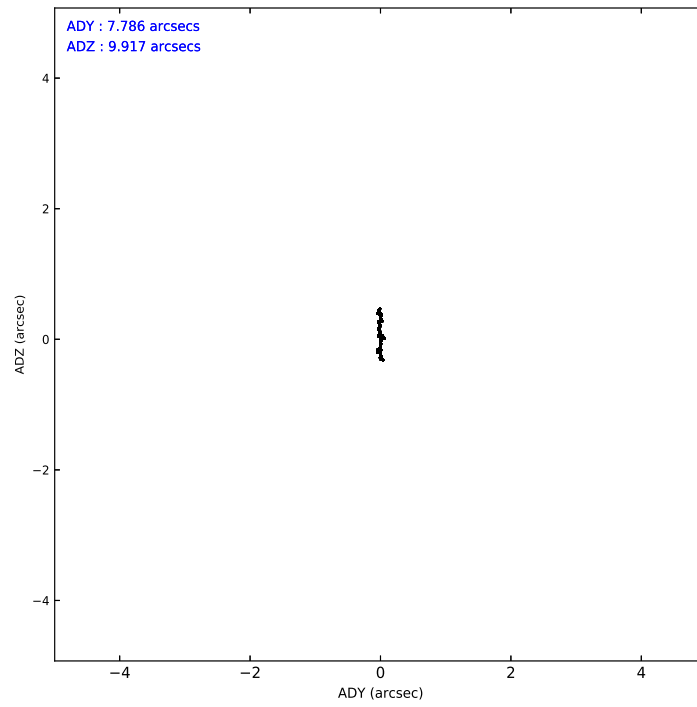
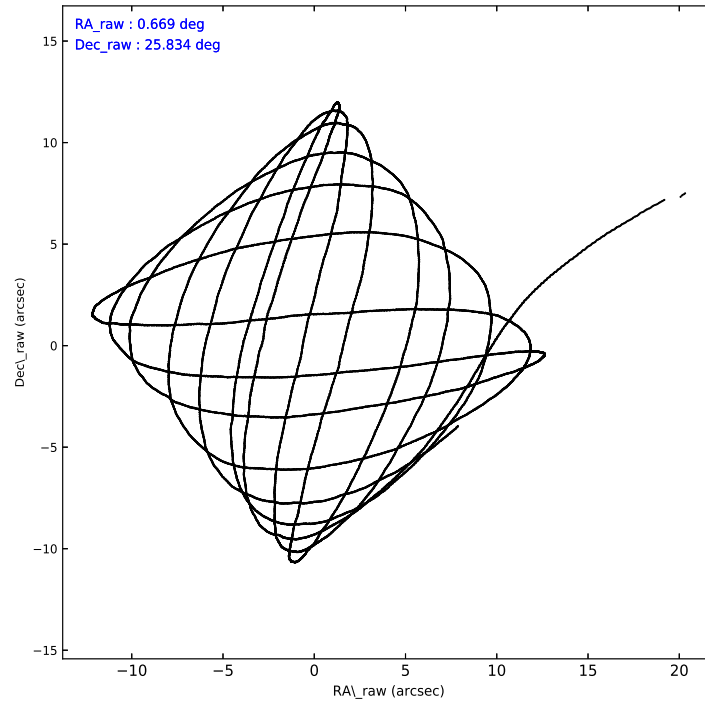
2.1.4 Events

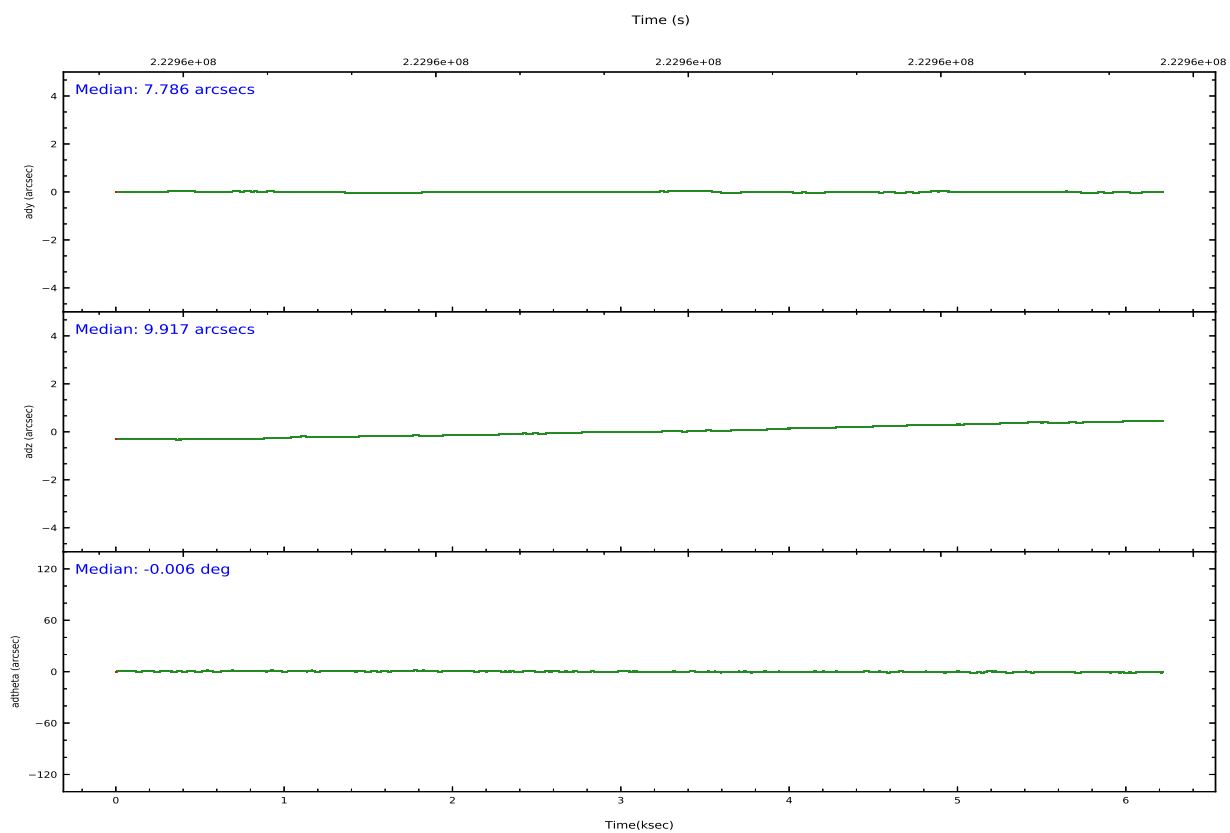
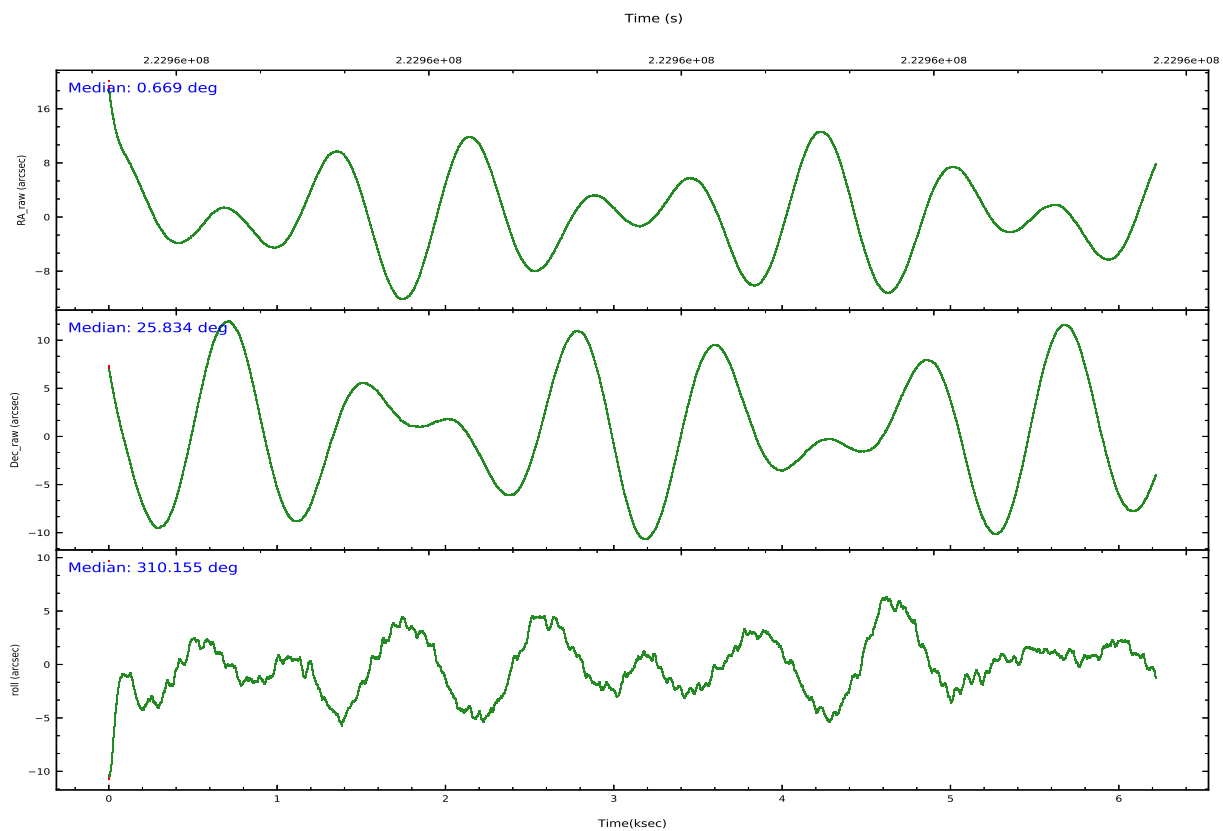
	ccd 2	ccd 3	ccd 5	ccd 6	ccd 7	ccd 8		ccd 2	ccd 3	ccd 5	ccd 6	ccd 7	ccd 8
level 1 events	44551	41597	68877	42238	57413	56205	grade 0 events	2445	2248	6538	2070	2273	4083
rejected events	39197	36437	34779	36943	32941	43833		5%	5%	9%	4%	3%	7%
rejected %	87%	87%	50%	87%	57%	77%	grade 1 events	32	25	324	19	63	41
								0%	0%	0%	0%	0%	0%
							grade 2 events	1035	997	9925	1131	4899	2606
								2%	2%	14%	2%	8%	4%
							grade 3 events	468	485	1239	494	2249	1312
								1%	1%	1%	1%	3%	2%
							grade 4 events	484	529	1055	497	2103	1224
								1%	1%	1%	1%	3%	2%
							grade 5 events	1684	1798	4743	1943	5369	2604
								3%	4%	6%	4%	9%	4%
							grade 6 events	923	912	15359	1108	12958	3158
								2%	2%	22%	2%	22%	5%
							grade 7 events	37480	34603	29694	34976	27499	41177
								84%	83%	43%	82%	47%	73%

2.2 Compared Parameters

Parameter	Planned	Actual	Parameter	Planned	Actual
Instrument	ACIS	ACIS	Obspar version number	8	8
Detector	ACIS-235678	ACIS-235678	Obspar file type	PREDICTED	ACTUAL
Grating	NONE	NONE	Obspar update status	NONE	UPDATED
Data mode	FAINT	FAINT	Number of optional ACIS chips dropped	0	0
Observation mode	POINTING	POINTING	On-chip summing requested	N	N
[deg] Pointing RA	0.640959	0.66547787914462	Subarray requested	NONE	NONE
[deg] Pointing Dec	25.843524	25.83445709327	Alternating exposures requested	N	N
[deg] Pointing Roll	310.010120	310.15523585294	[s] Primary exposure time	0.000000	3.2
[mm] SIM focus pos	-0.684267	-0.6828225247311905			
[mm] SIM defocus	0	0.001444936568705701			
[mm] SIM translation stage pos	-190.132523	-190.1400660498719			
[mm] SIM translation stage offset	0	0.00754346686406393			
[s] Observation start time (MET)	222954820.184000	222953691.85348			
Observation start date	2005-01-24T11:52:36	2005-01-24T11:34:51			
[s] Observation end time (MET)	222960820.184000	222962313.64137			
Observation end date	2005-01-24T13:32:36	2005-01-24T13:58:33			
Read mode	TIMED	TIMED			

2.3 Aspect



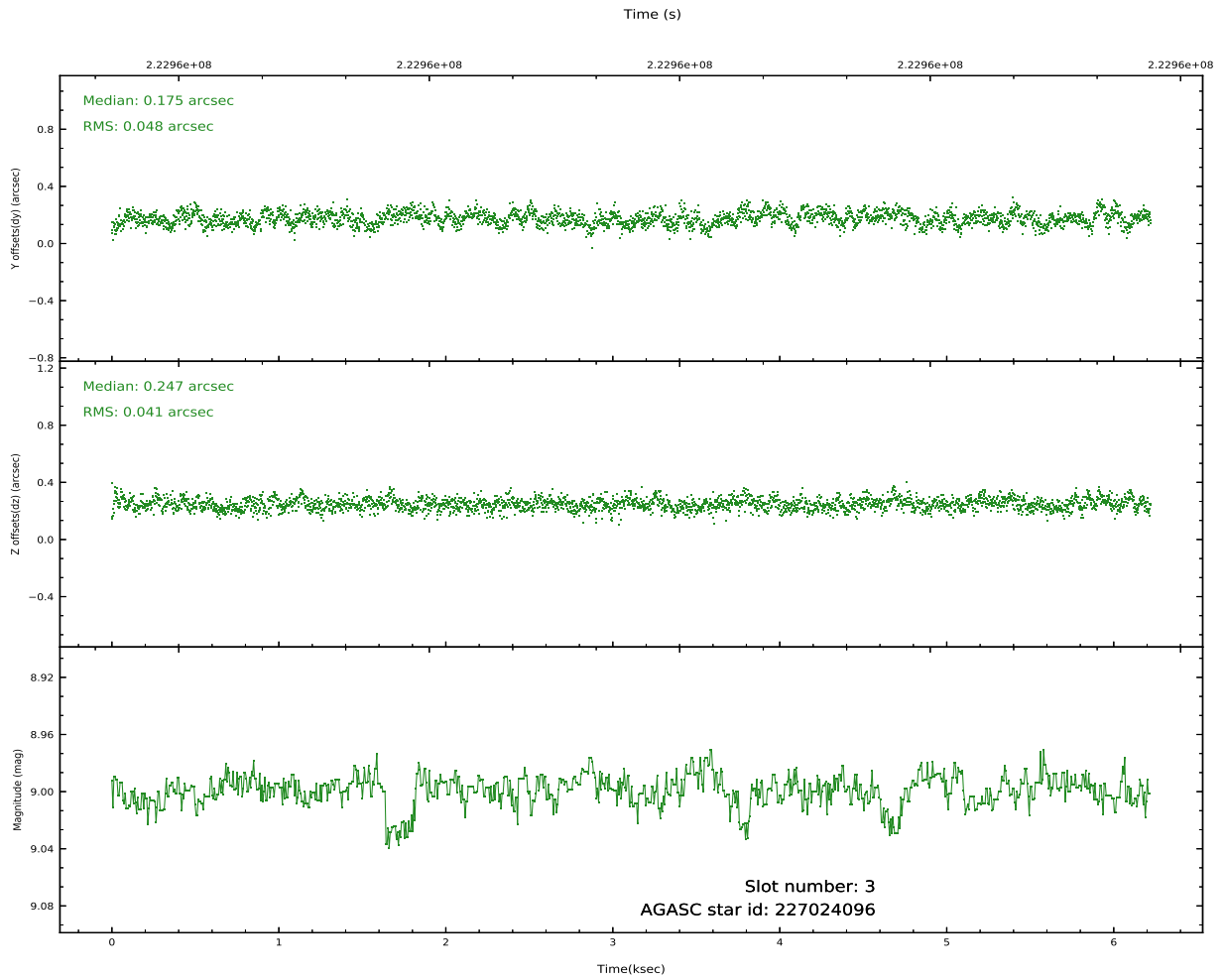
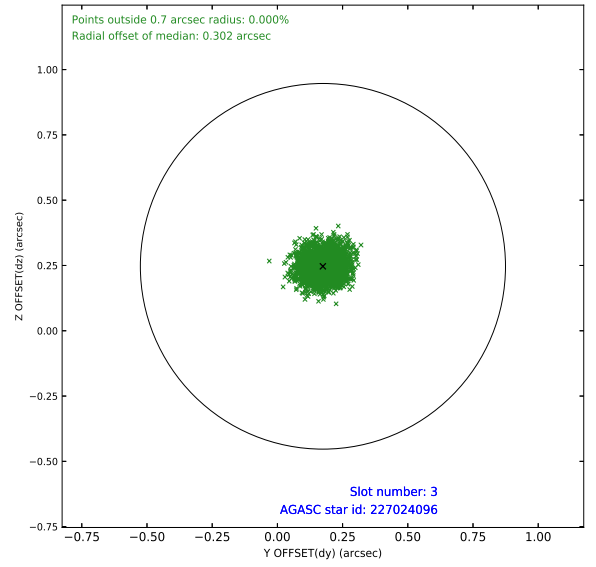
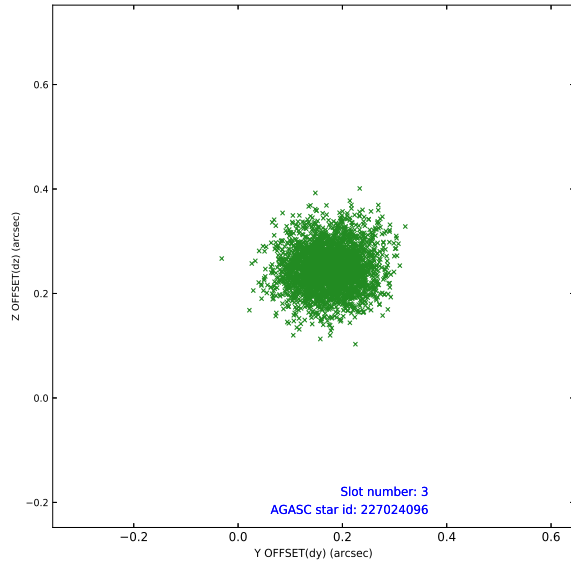


Slot Statistics

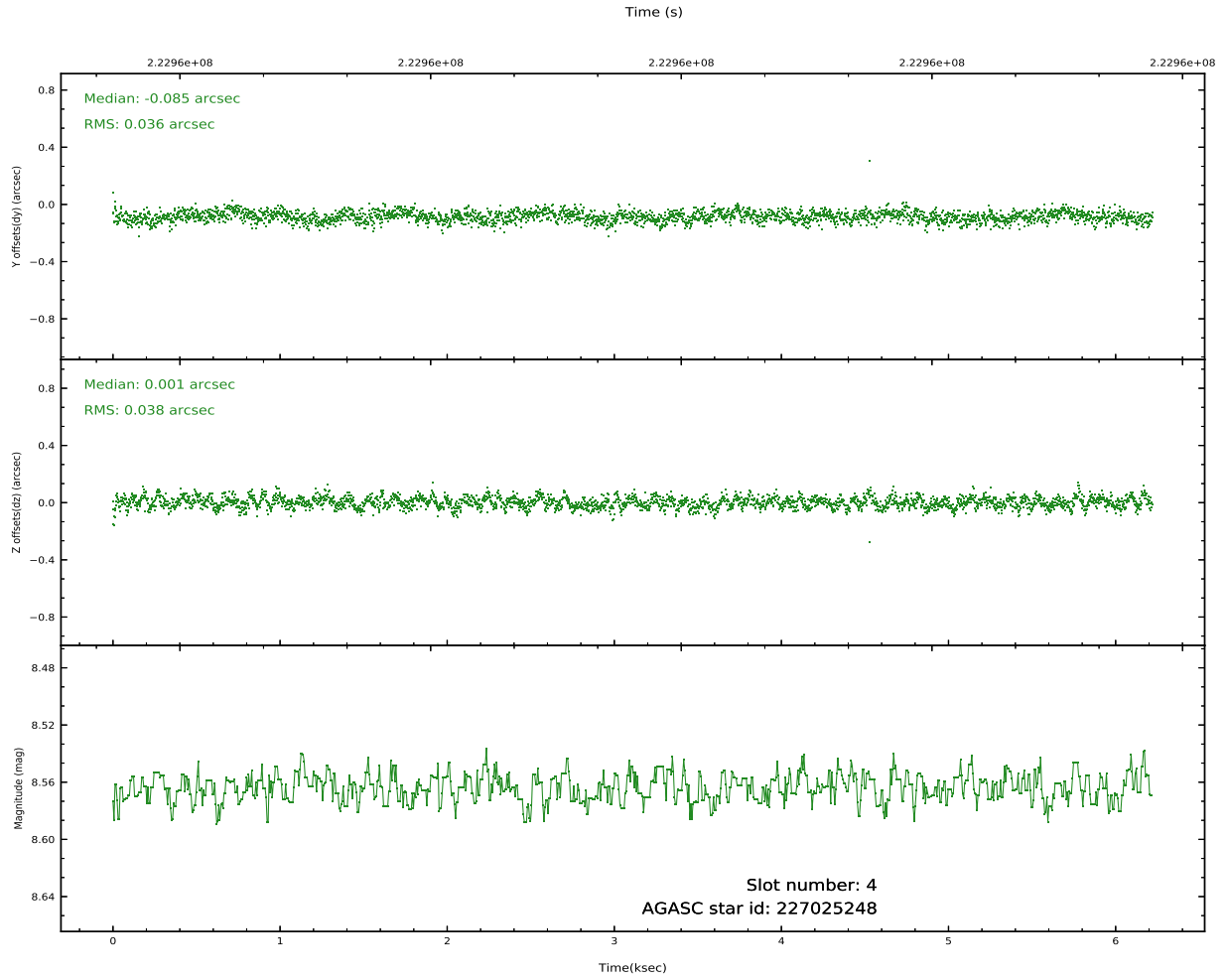
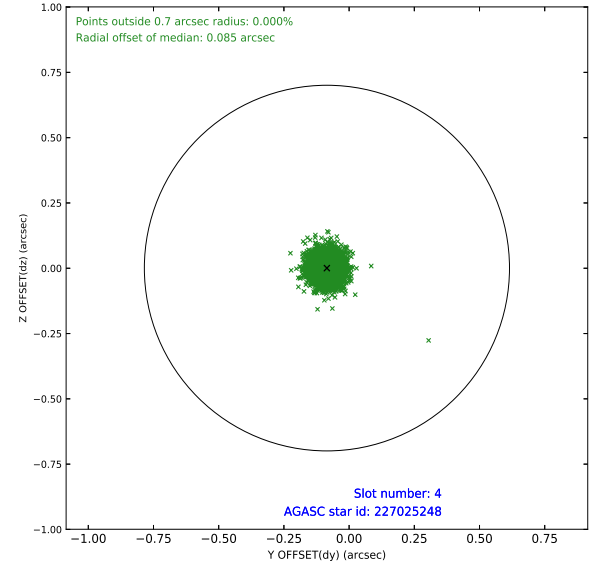
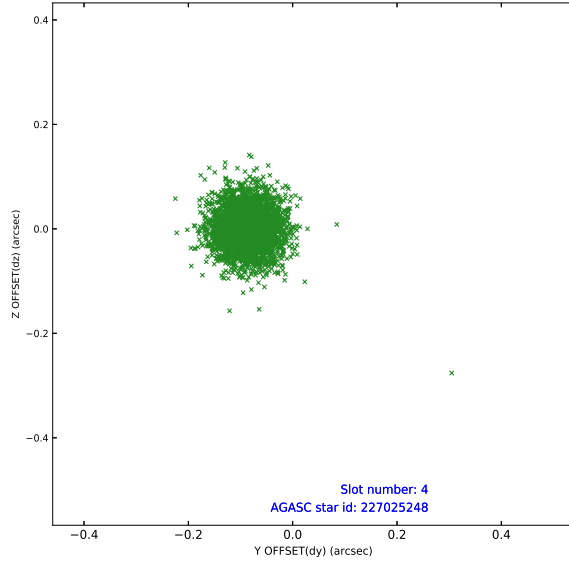
pt	status	used	id	mag	n_pts	frac_pts	med_dy	med_dz	dr1	dr2	ra	dec	mean_y	mea
0	FID		ACIS-S-2	7.11	1518	1.000	-0.074	-0.063	0.008	0.013	0.000000	0.000000	-760.56	-1731
1	FID		ACIS-S-4	7.21	1518	1.000	0.162	0.053	0.005	0.010	0.000000	0.000000	2152.45	176
2	FID		ACIS-S-5	7.23	1518	1.000	-0.118	0.018	0.008	0.013	0.000000	0.000000	-1812.30	171
3	GUIDE	used	227024096	9.00	3035	1.000	0.175	0.247	0.066	0.109	1.512909	25.763767	2030.42	1987
4	GUIDE	used	227025248	8.56	3034	1.000	-0.085	0.001	0.056	0.087	0.469385	26.116200	-1107.95	207
5	GUIDE	used	227030312	8.40	3035	1.000	-0.119	-0.151	0.069	0.109	0.125451	25.844764	-1079.91	-1274
6	GUIDE	used	227032144	9.31	3029	1.000	0.137	-0.100	0.101	0.159	0.622996	25.145557	1887.19	-1660
7	GUIDE	used	295579664	8.80	3032	1.000	-0.105	0.005	0.083	0.128	359.968875	25.664943	-913.11	-2080

2.4 Star Slots

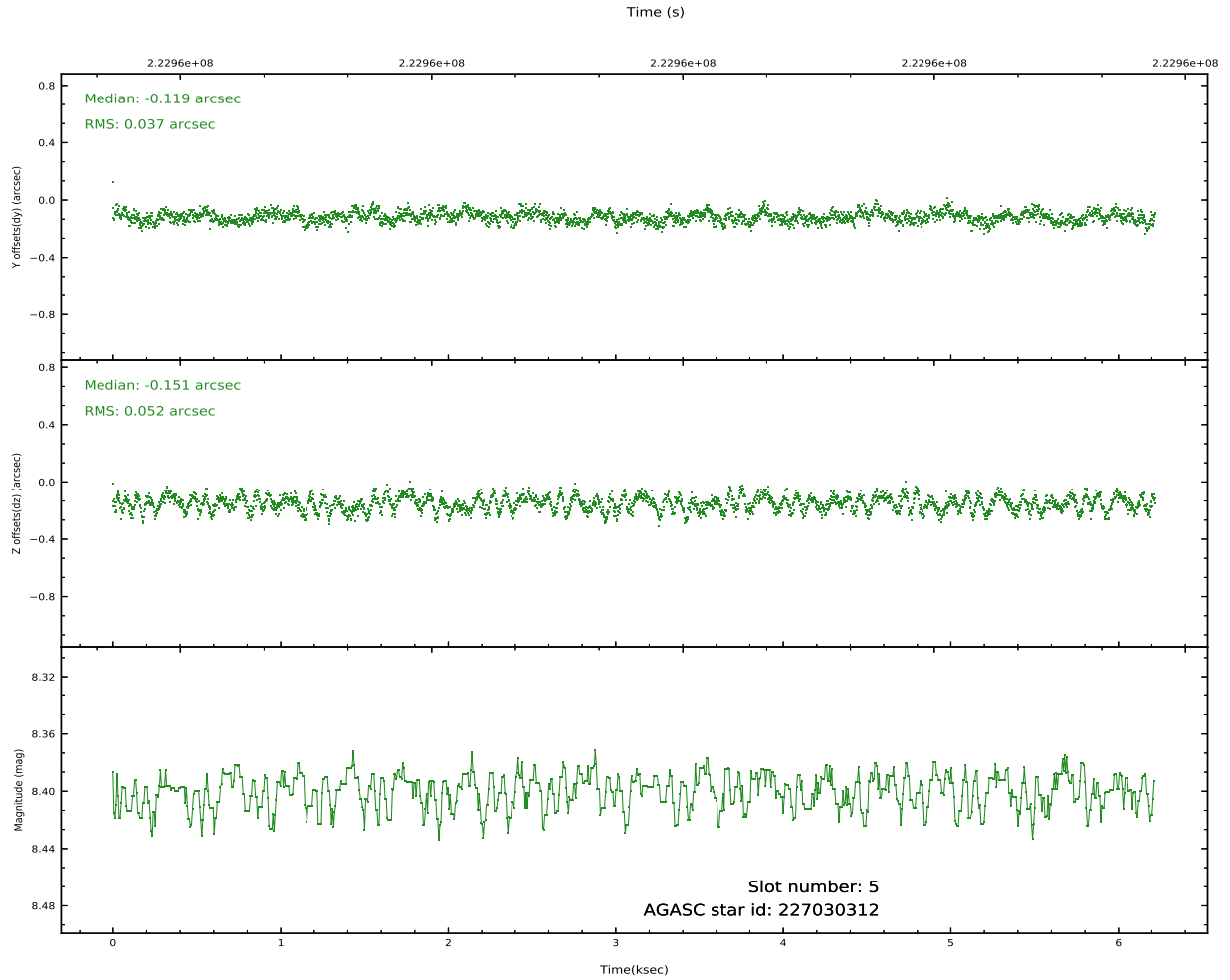
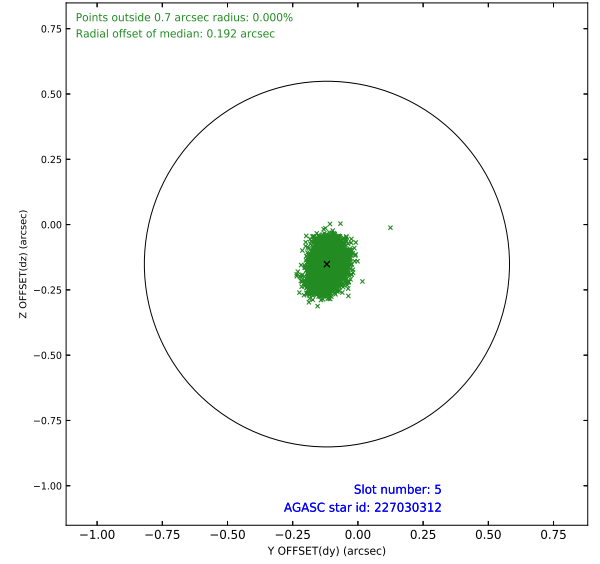
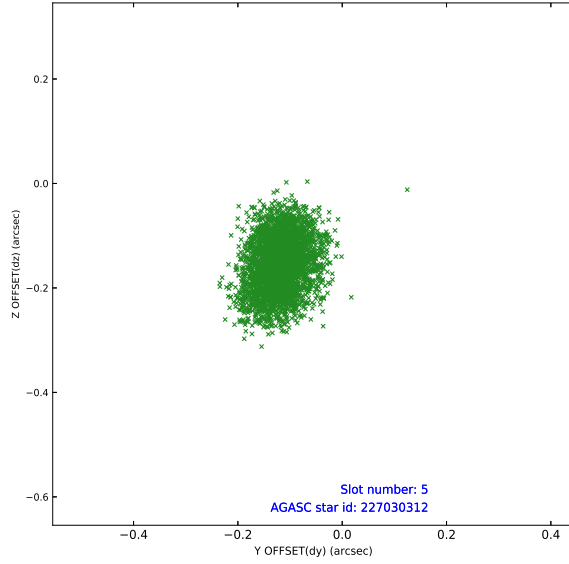
2.4.1 Slot 3



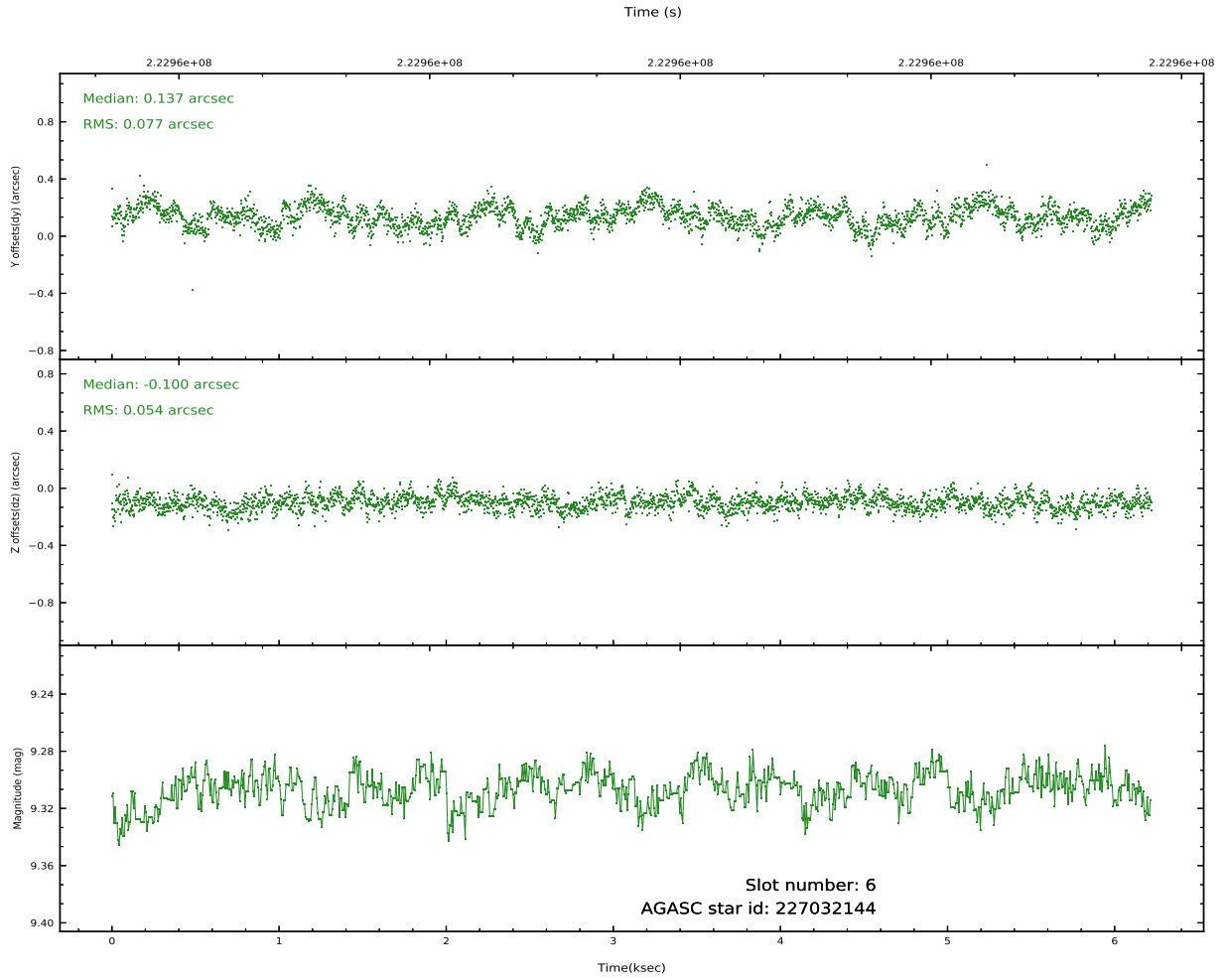
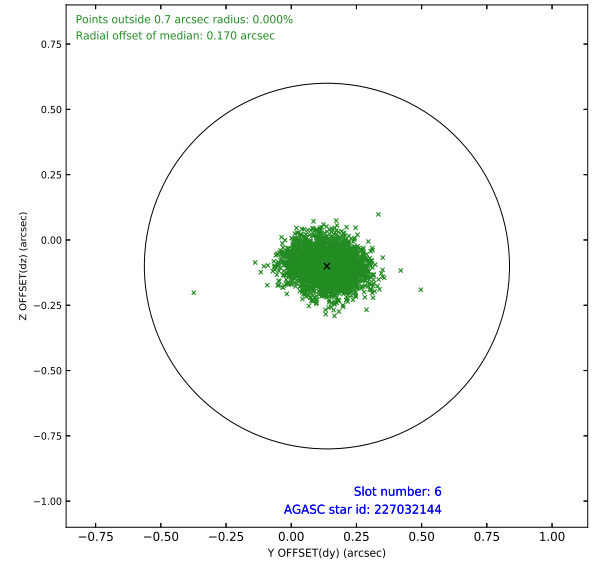
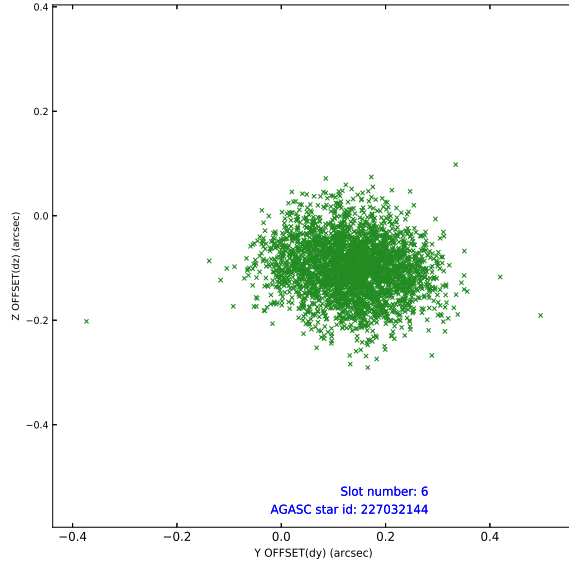
2.4.2 Slot 4



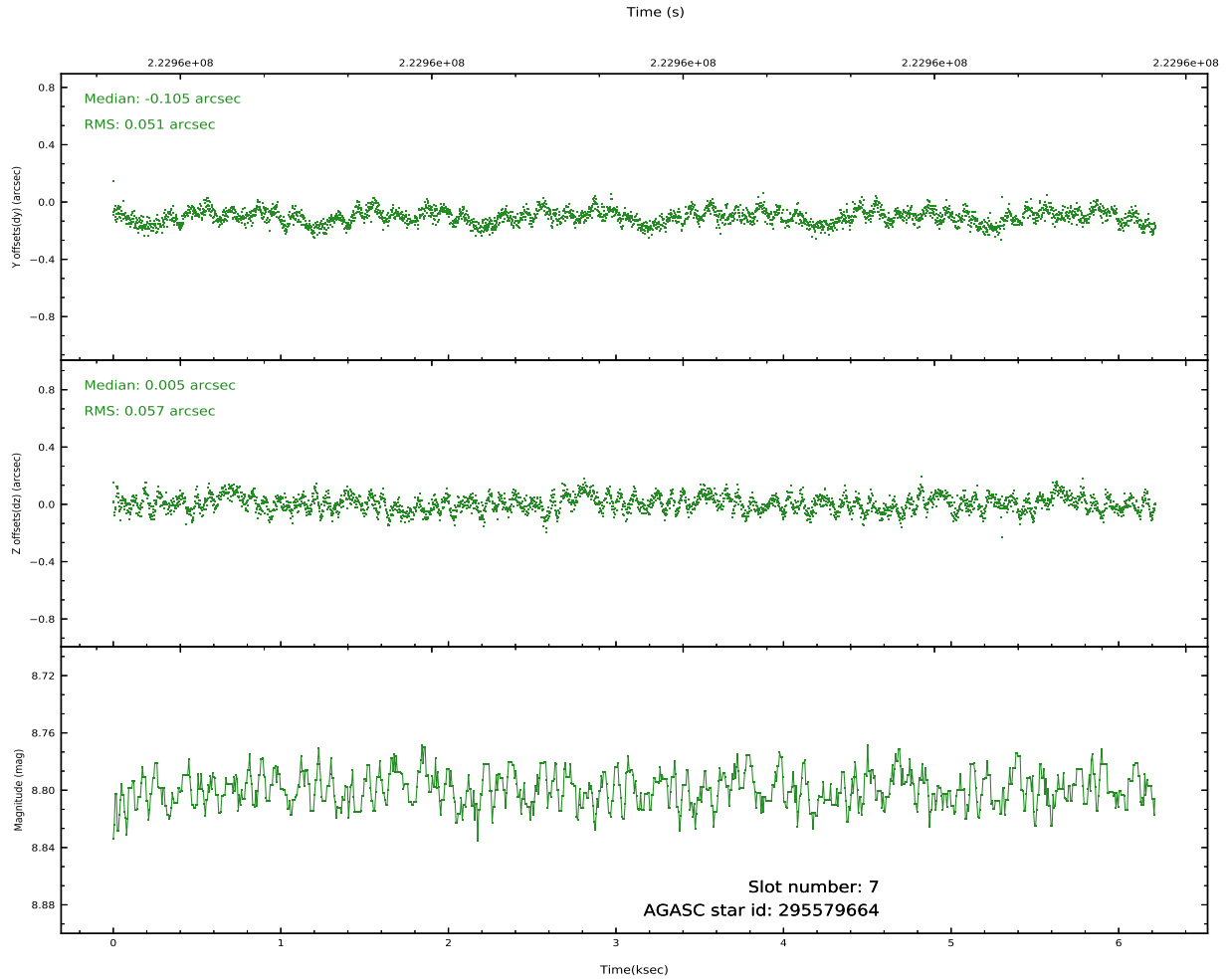
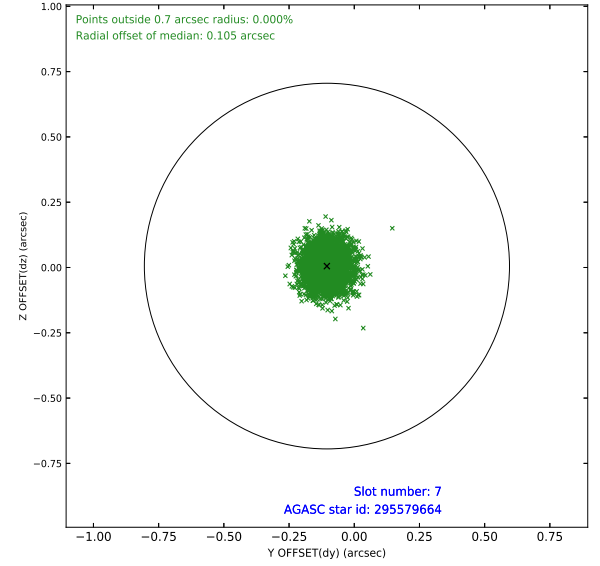
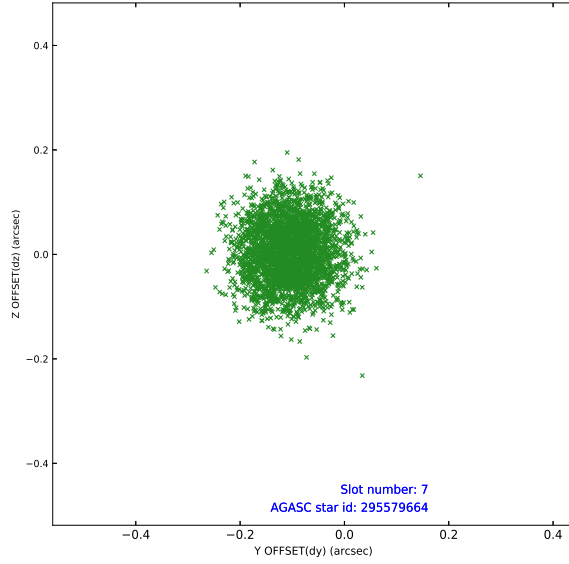
2.4.3 Slot 5



2.4.4 Slot 6

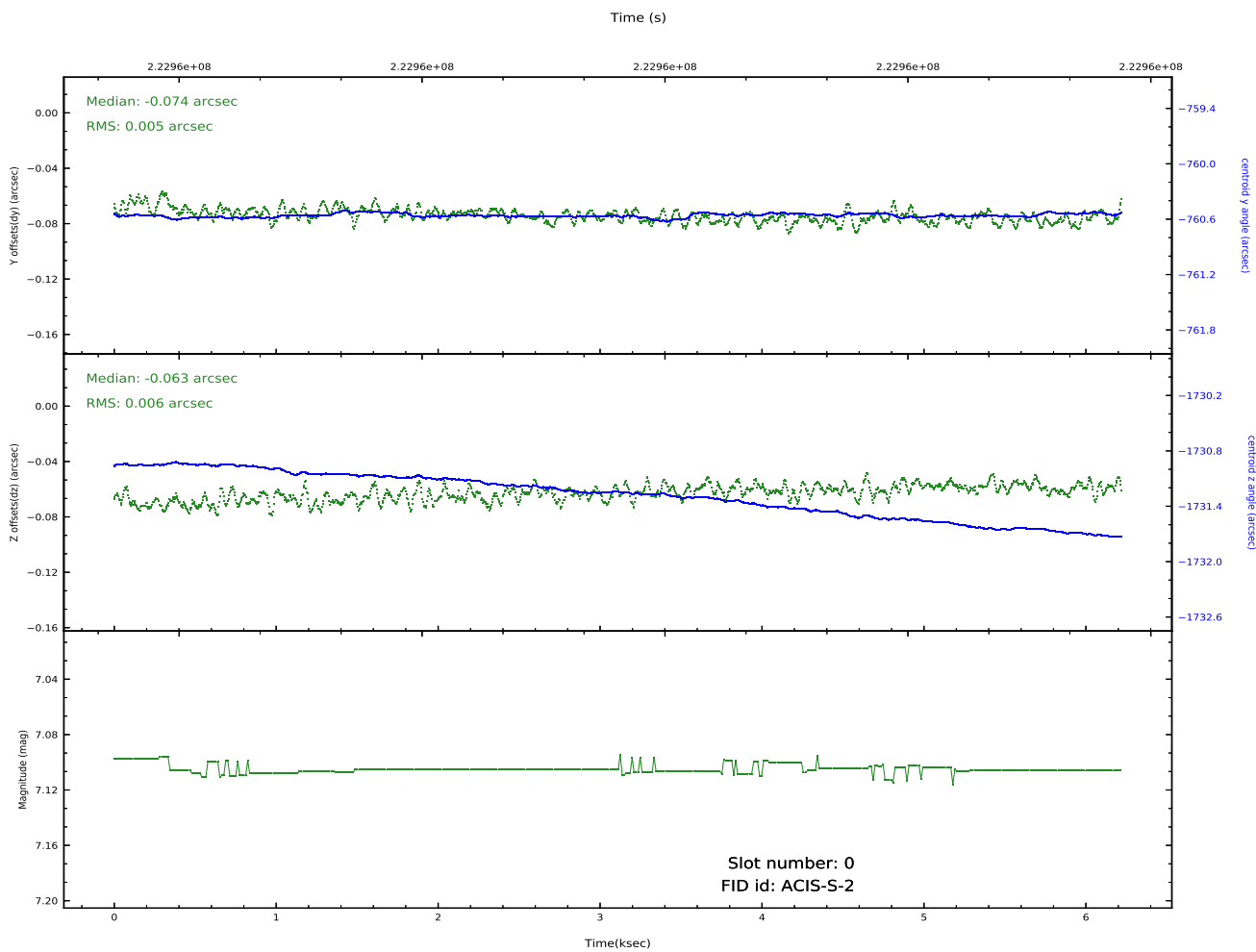
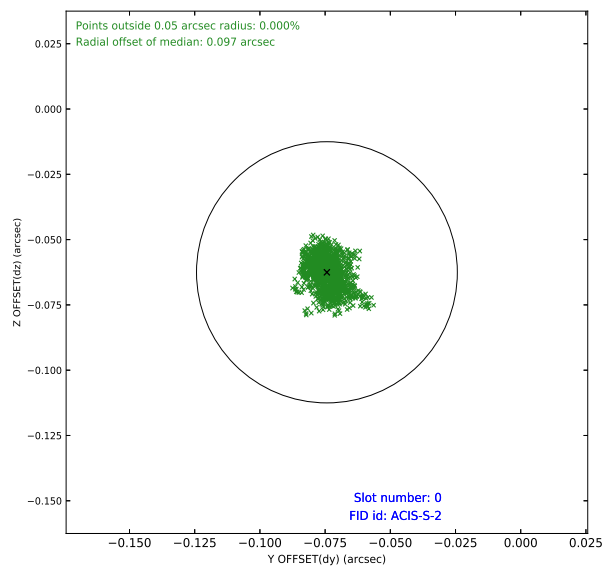
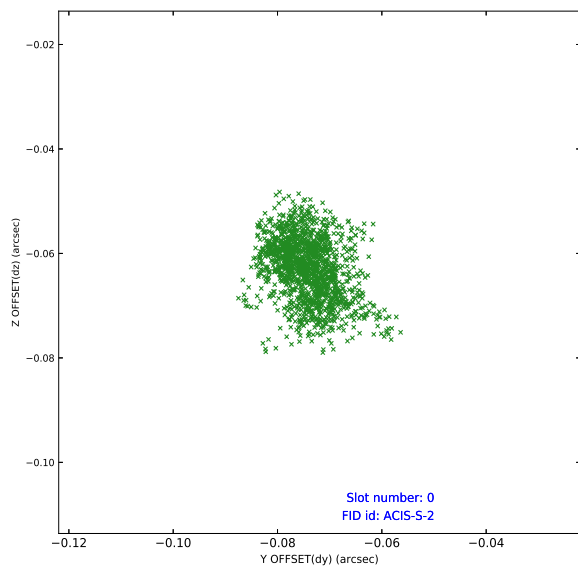


2.4.5 Slot 7

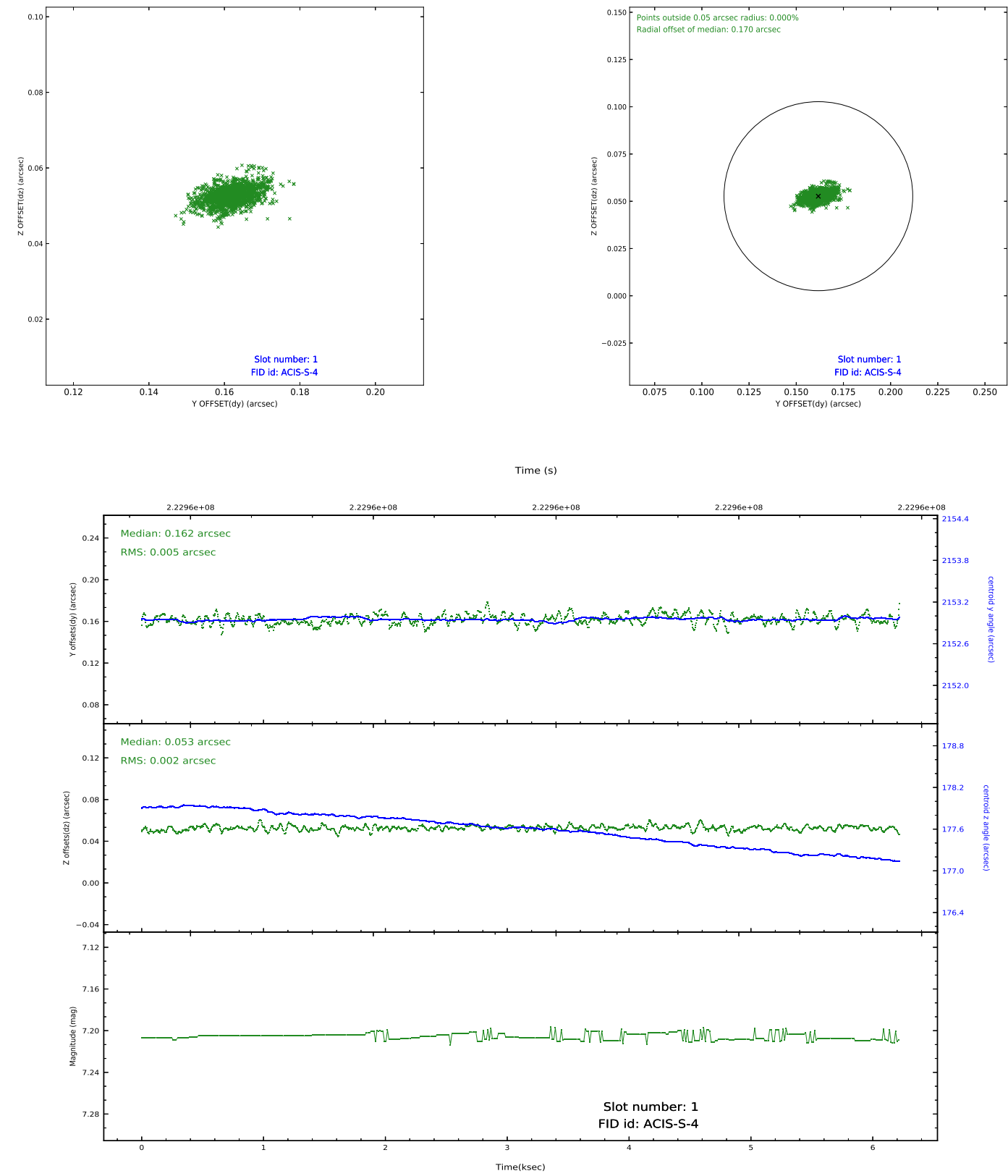


2.5 FID Slots

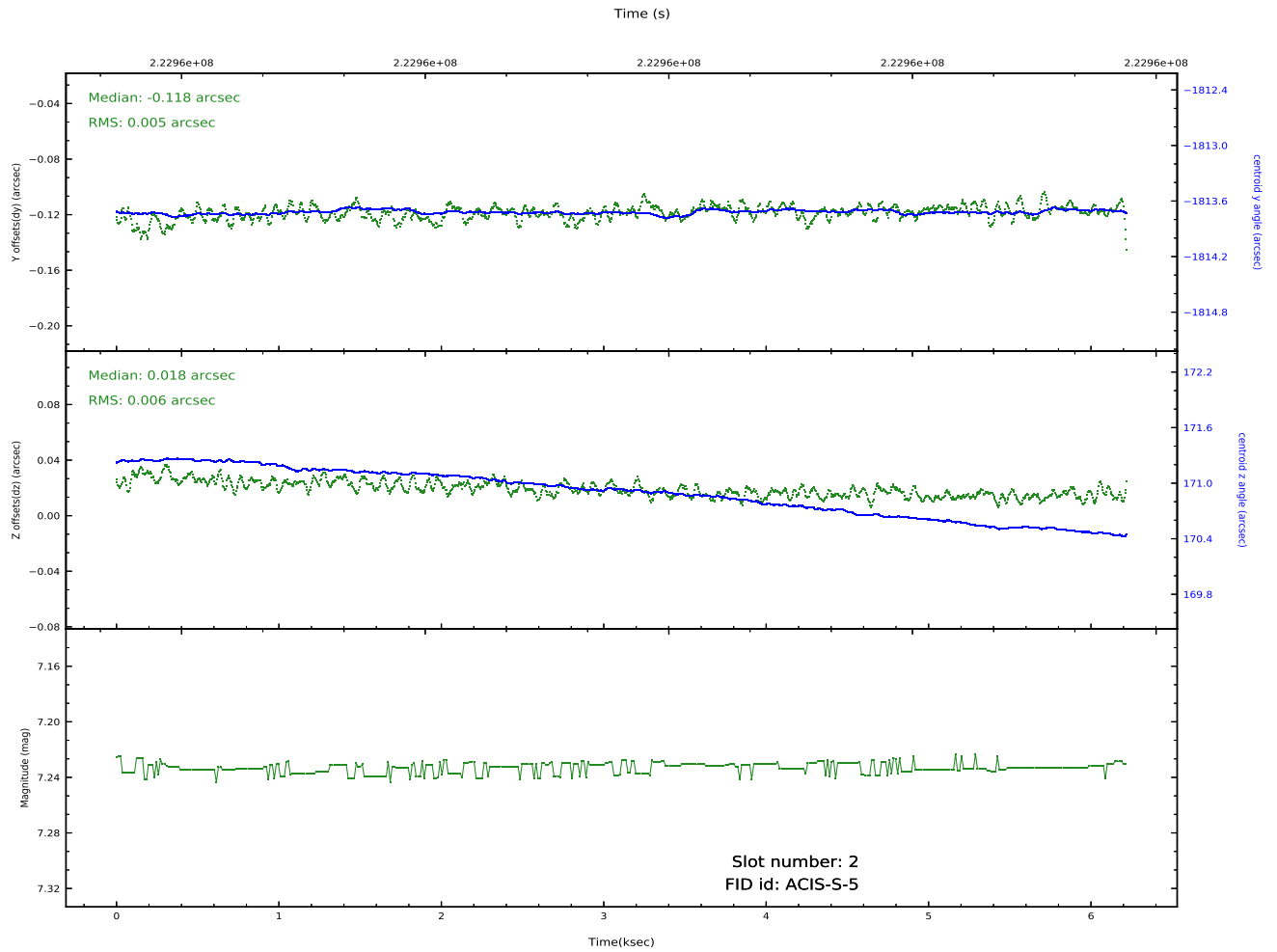
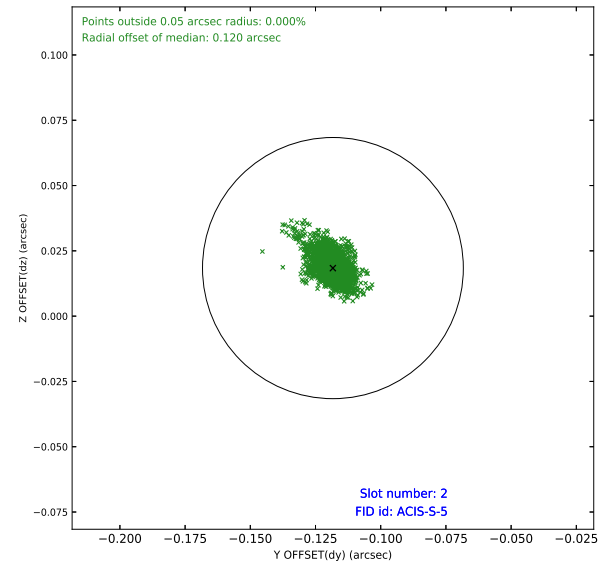
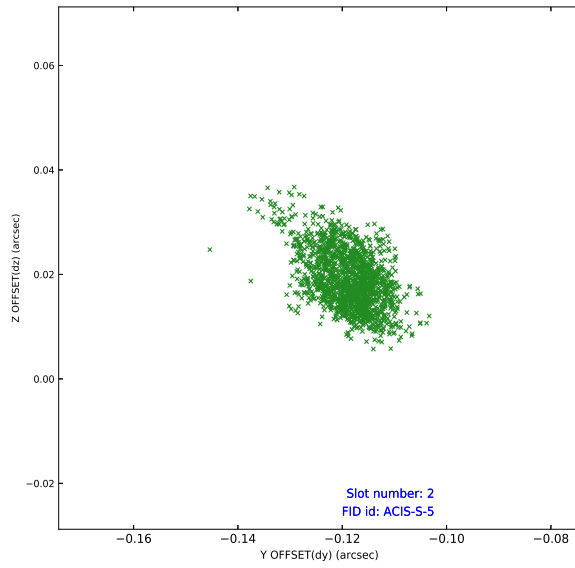
2.5.1 Slot 0



2.5.2 Slot 1



2.5.3 Slot 2



A Summary

A.1 Status

V&V Scientist	Beth Sundheim
V&V Date (YYYY-MM-DD)	2020.10.07
V&V Edition	1
V&V Disposition and Status	OK
V&V Charge Time	5.945599

A.2 Comments