

V&V Reference Report

L2 ASCDS Version : 10.9.1

Observation 6329 - L2 Version 4
Chandra X-Ray Center

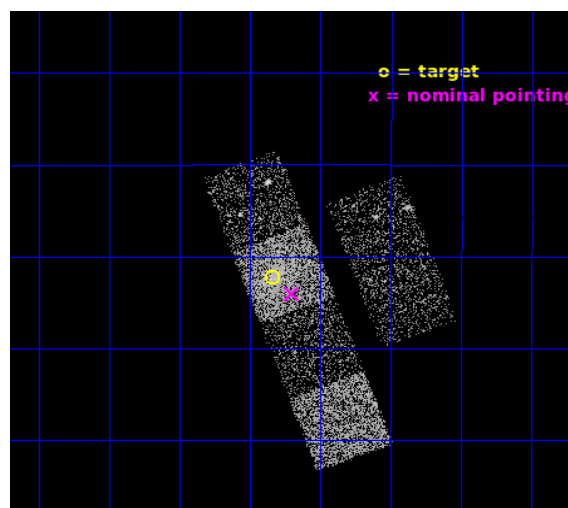
L2 Processing Date : Oct 9 2020

Contents

1	Front	2
2	OBI	3
2.1	OBI	3
2.1.1	Images	3
2.1.2	Bias	3
2.1.3	Parameters	4
2.1.4	Events	4
2.2	Compared Parameters	5
2.3	Aspect	6
2.4	Star Slots	9
2.4.1	Slot 3	9
2.4.2	Slot 4	10
2.4.3	Slot 5	11
2.4.4	Slot 6	12
2.4.5	Slot 7	13
2.5	FID Slots	14
2.5.1	Slot 0	14
2.5.2	Slot 1	15
2.5.3	Slot 2	16
A	Summary	17
A.1	Status	17
A.2	Comments	17

1 Front


seq_num	100061	Sequence number
obs_id	6329	Observation id
title	Comet 9P/Tempel 1 During the Deep Impact Encounter	Proposal title
observer	Carey Lisse	Principal investigator
object	Comet 9P/Tempel 1	Source name
dtcycle	0	
cycle	P	events from which exps? Prim/Second/Both
ra_targ	206.586065	Observer's specified target RA [deg]
dec_targ	-11.370077	Observer's specified target Dec [deg]
ra_nom	206.55100018373	Nominal RA [deg]
dec_nom	-11.400700065275	Nominal Dec [deg]
roll_nom	249.43069150702	Nominal Roll [deg]
revision	4	Processing version of data
ontime	8428.7999686003	Sum of GTIs [s]
livetime	8322.0694281838	Livetime [s]
ontime2	8425.5590182245	Sum of GTIs [s]
ontime3	8428.7999686003	Sum of GTIs [s]
ontime5	8428.7999686003	Sum of GTIs [s]
ontime6	8428.7999686003	Sum of GTIs [s]
ontime7	8428.7999686003	Sum of GTIs [s]
ontime8	8428.7999686003	Sum of GTIs [s]
l2events	14035	Number of level 2 events




2 OBI

2.1 OBI

2.1.1 Images



2.1.2 Bias



2.1.3 Parameters

obi_num	0	Obi number	sched_exp_time	8250.000000	[s] Scheduled observation exposure time
ascdsver	10.9.1	Processing system revision	ontime	8428.7999686003	Sum of GTIs [s]
caldsver	4.9.2	 	ontime2	8425.5590182245	Sum of GTIs [s]
date	2020-10-09T08:02:08	Date and time of file creation	ontime3	8428.7999686003	Sum of GTIs [s]
revision	4	Processing version of data	ontime5	8428.7999686003	Sum of GTIs [s]
			ontime6	8428.7999686003	Sum of GTIs [s]
			ontime7	8428.7999686003	Sum of GTIs [s]
			ontime8	8428.7999686003	Sum of GTIs [s]
			l1events	174465	Number of level 1 events

2.1.4 Events

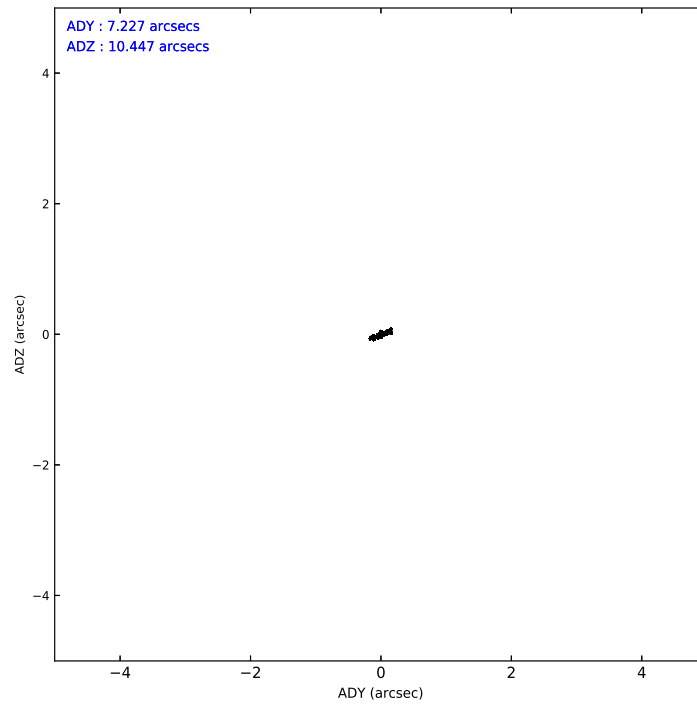
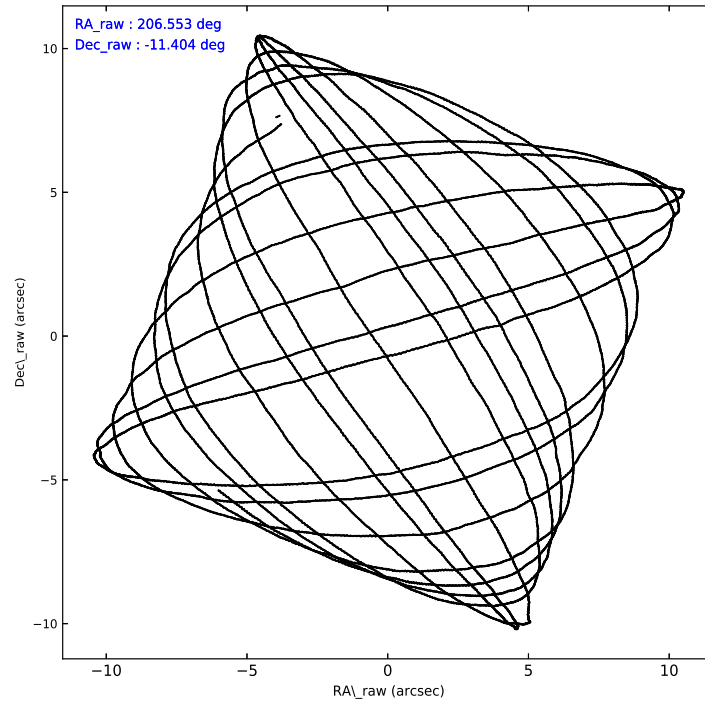
	ccd 2	ccd 3	ccd 5	ccd 6	ccd 7	ccd 8
level 1 events	43032	34717	6730	37218	6848	45920
rejected events	41218	33373	2260	35460	1204	33876
rejected %	95%	96%	33%	95%	17%	73%

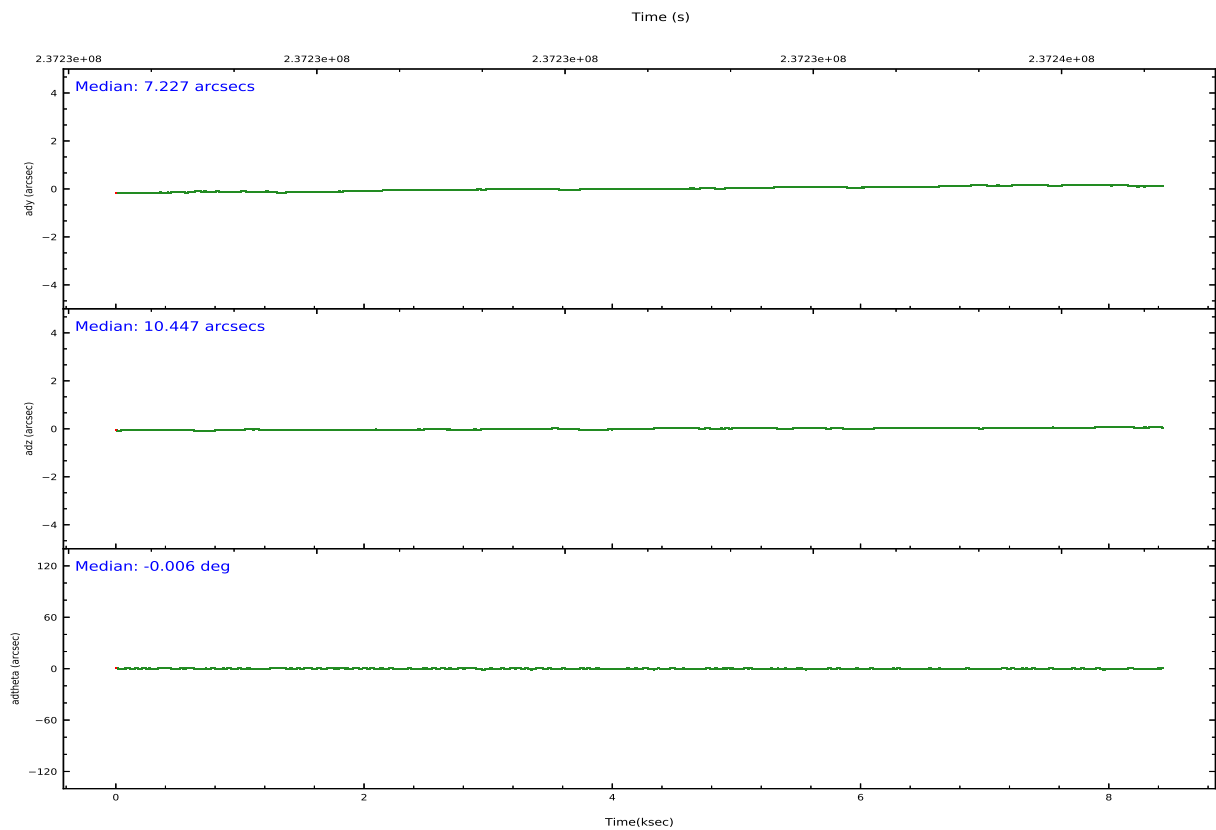
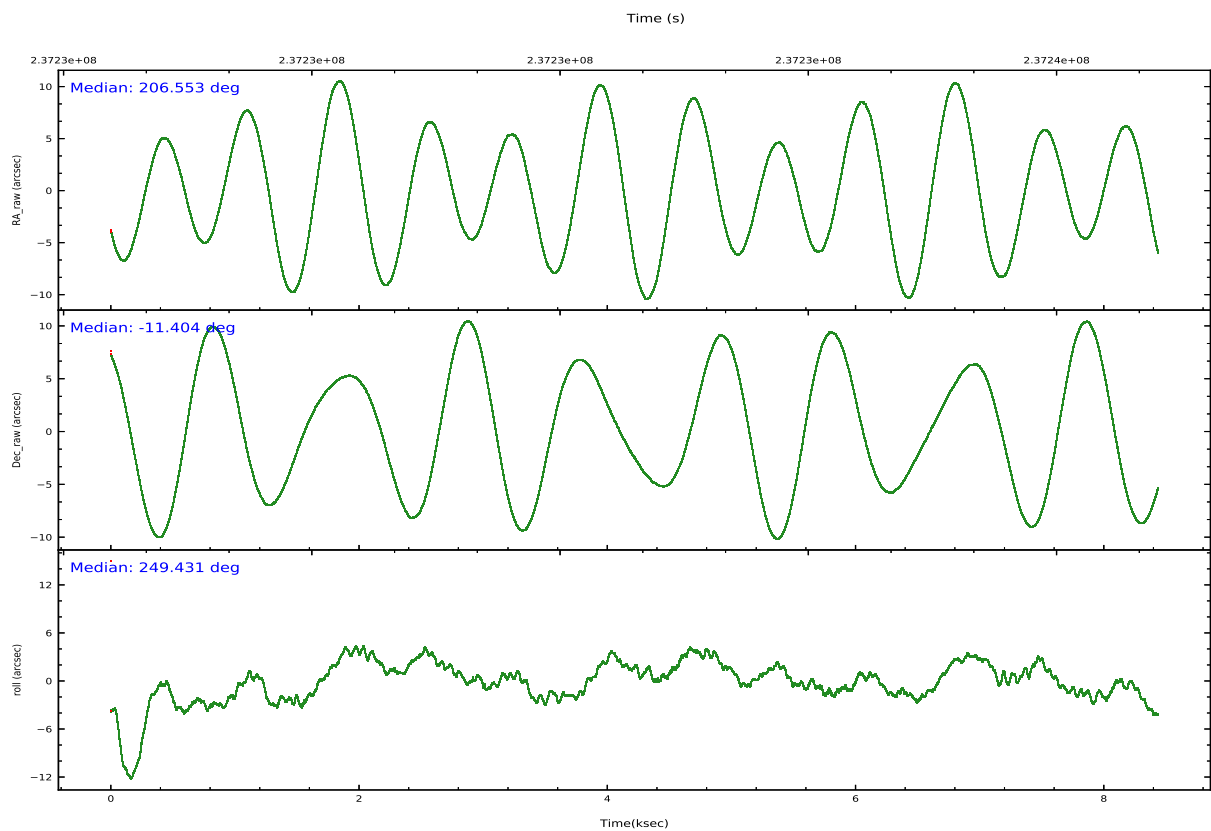
	ccd 2	ccd 3	ccd 5	ccd 6	ccd 7	ccd 8
grade 0 events	813	737	1166	932	1941	3525
	1%	2%	17%	2%	28%	7%
grade 1 events	13	10	50	9	31	51
	0%	0%	0%	0%	0%	0%
grade 2 events	406	166	1801	275	1750	2772
	0%	0%	26%	0%	25%	6%
grade 3 events	213	221	548	244	694	1470
	0%	0%	8%	0%	10%	3%
grade 4 events	249	167	566	238	767	1322
	0%	0%	8%	0%	11%	2%
grade 5 events	58	28	387	26	167	235
	0%	0%	5%	0%	2%	0%
grade 6 events	166	80	501	103	599	3231
	0%	0%	7%	0%	8%	7%
grade 7 events	41114	33308	1711	35391	899	33314
	95%	95%	25%	95%	13%	72%

2.2 Compared Parameters

Parameter	Planned	Actual	Parameter	Planned	Actual
Instrument	ACIS	ACIS	Obspar version number	8	8
Detector	ACIS-235678	ACIS-235678	Obspar file type	PREDICTED	ACTUAL
Grating	NONE	NONE	Obspar update status	NONE	UPDATED
Data mode	VFAINT	VFAINT	Number of optional ACIS chips dropped	0	0
Observation mode	POINTING	POINTING	On-chip summing requested	N	N
[deg] Pointing RA	206.548204	206.55100018373	Subarray requested	NONE	NONE
[deg] Pointing Dec	-11.376885	-11.400700065275	Alternating exposures requested	N	N
[deg] Pointing Roll	249.271555	249.43069150702	[s] Primary exposure time	0.000000	3.2
[mm] SIM focus pos	-0.684267	-0.6828225247311905			
[mm] SIM defocus	0	0.001444936568705701			
[mm] SIM translation stage pos	-190.132523	-190.1400660498719			
[mm] SIM translation stage offset	0	0.00754346686406393			
[s] Observation start time (MET)	237228567.184000	237228191.51488			
Observation start date	2005-07-08T16:48:23	2005-07-08T16:43:11			
[s] Observation end time (MET)	237236817.184000	237237493.9028			
Observation end date	2005-07-08T19:05:53	2005-07-08T19:18:13			
Read mode	TIMED	TIMED			

2.3 Aspect



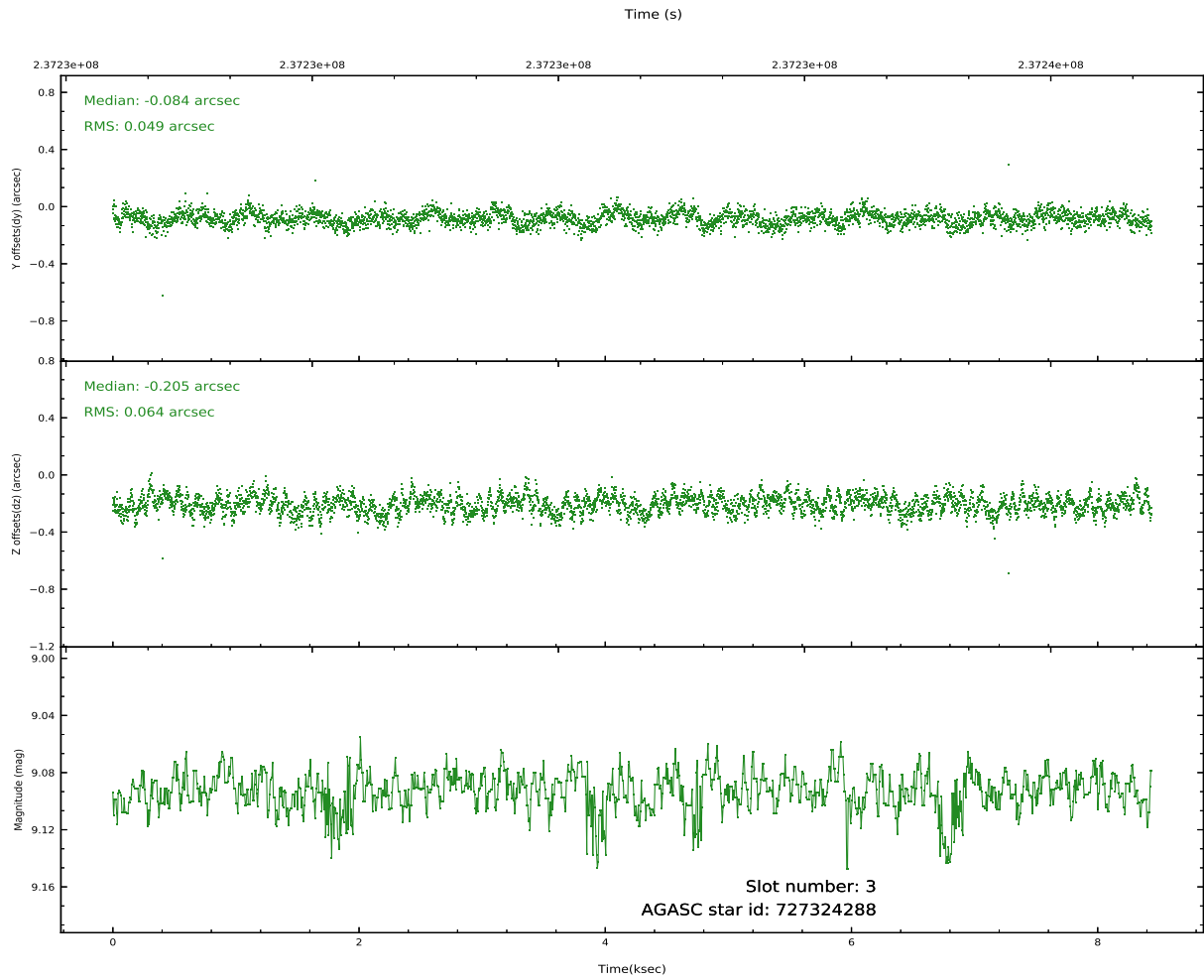
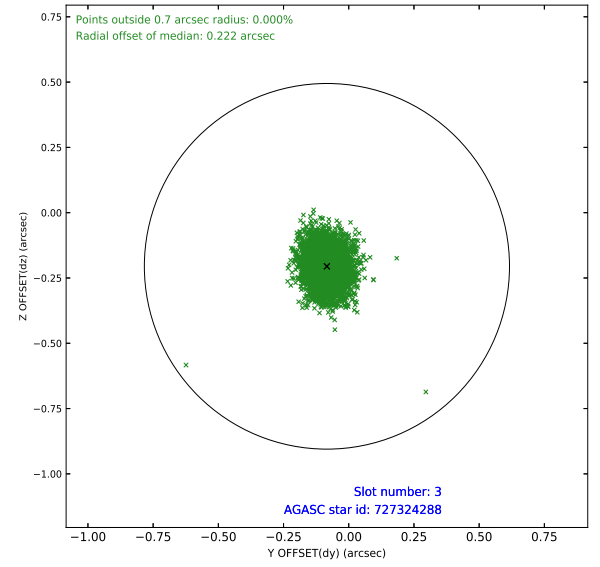
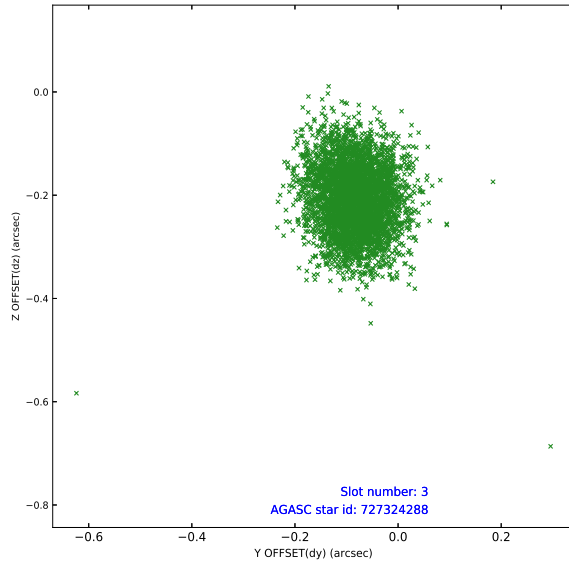


Slot Statistics

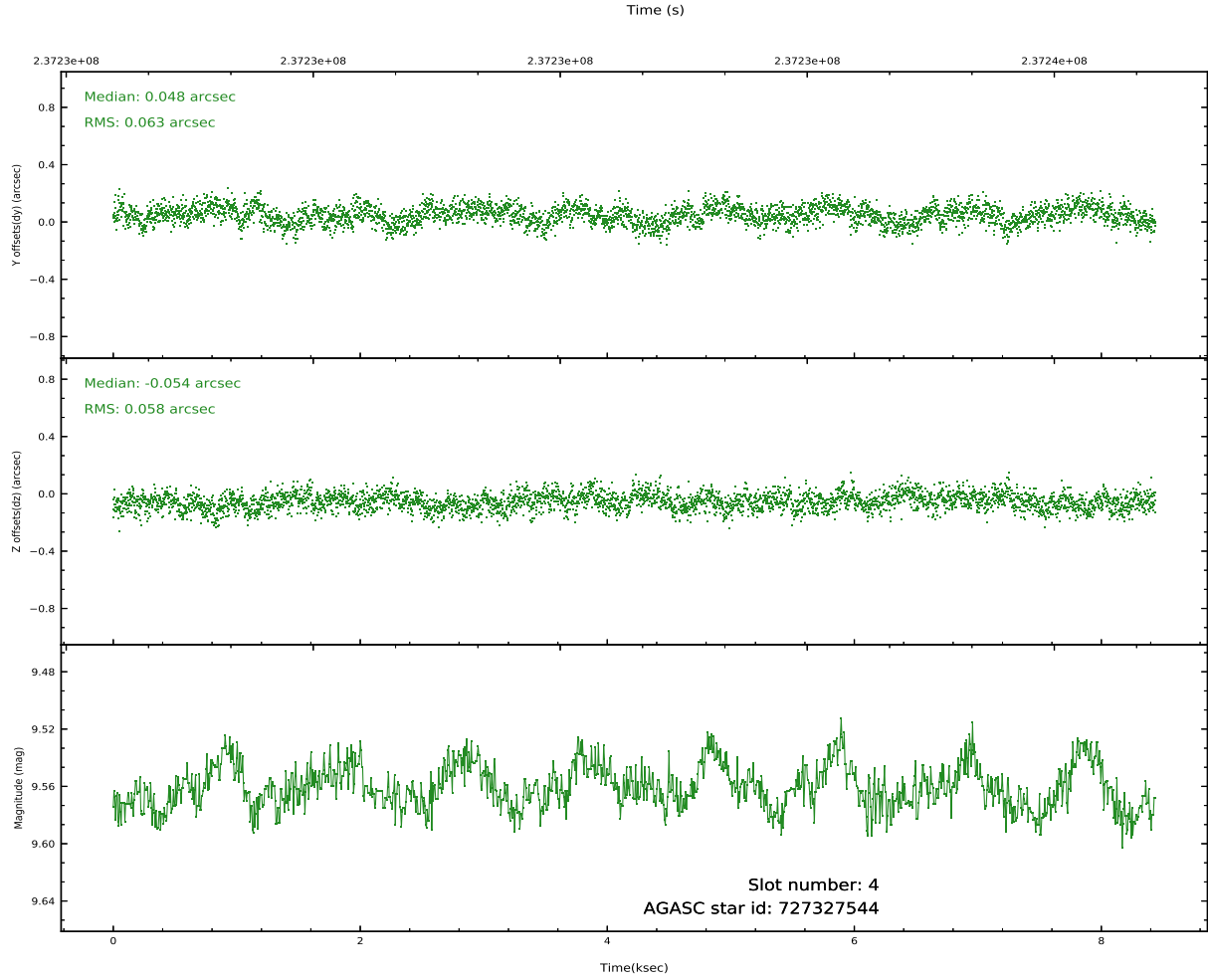
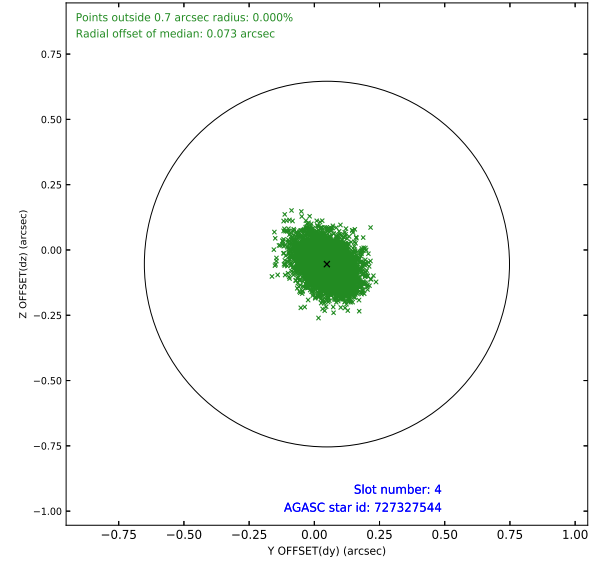
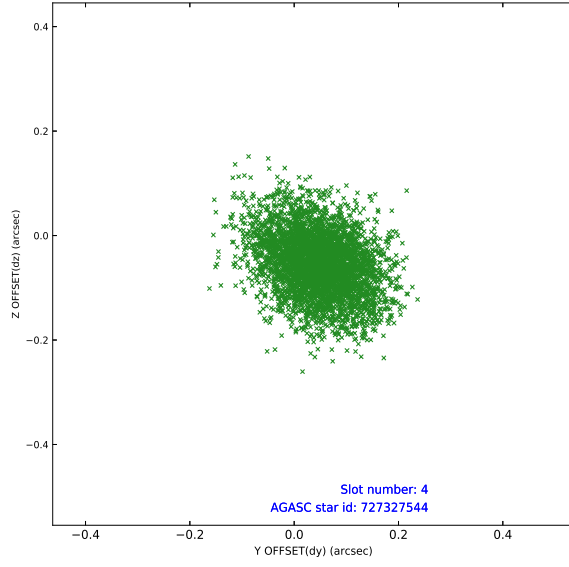
pt	status	used	id	mag	n_pts	frac_pts	med_dy	med_dz	dr1	dr2	ra	dec	mean_y	mea
0	FID		ACIS-S-2	7.10	2059	1.000	-0.083	-0.056	0.008	0.012	0.000000	0.000000	-760.01	-1731
1	FID		ACIS-S-4	7.20	2059	1.000	0.160	0.055	0.008	0.013	0.000000	0.000000	2153.14	176
2	FID		ACIS-S-5	7.23	2058	1.000	-0.108	0.010	0.007	0.012	0.000000	0.000000	-1812.10	170
3	GUIDE	used	727324288	9.09	4114	1.000	-0.084	-0.205	0.085	0.136	206.082018	-11.172416	-104.20	-1800
4	GUIDE	used	727327544	9.56	4113	1.000	0.048	-0.054	0.091	0.149	206.398747	-11.483258	545.02	-357
5	GUIDE	used	728236632	9.68	4110	1.000	0.141	0.170	0.118	0.184	206.842205	-12.122561	2145.16	1918
6	GUIDE	used	728245744	8.66	4116	1.000	-0.133	0.119	0.070	0.112	206.959040	-11.284446	-823.20	1239
7	GUIDE	used	727321472	9.83	4112	1.000	0.029	-0.024	0.138	0.231	206.729745	-11.411859	-108.73	644

2.4 Star Slots

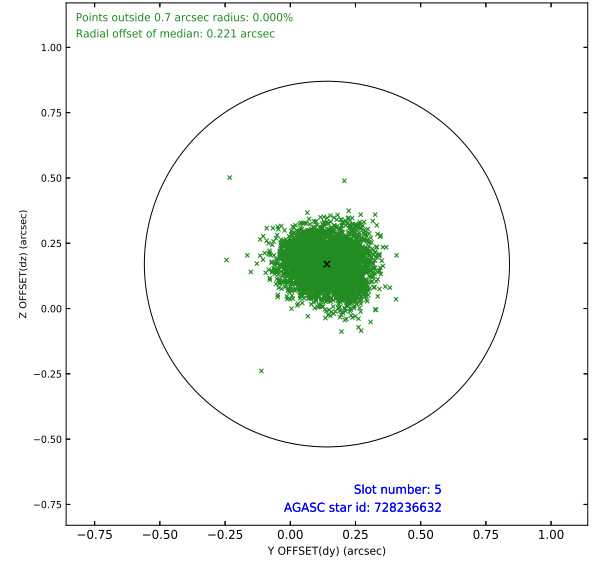
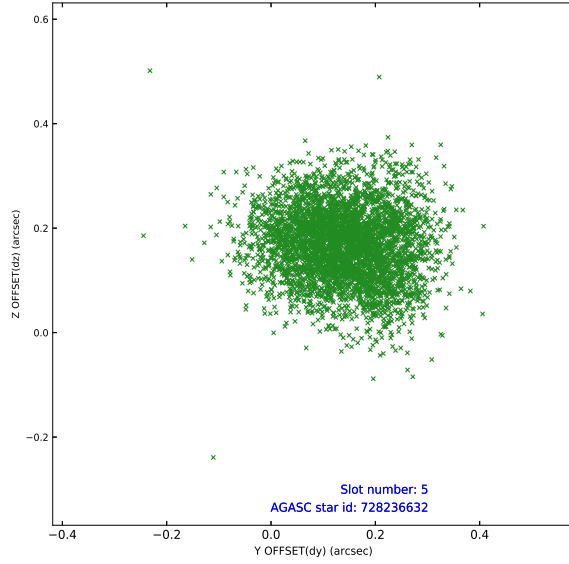
2.4.1 Slot 3



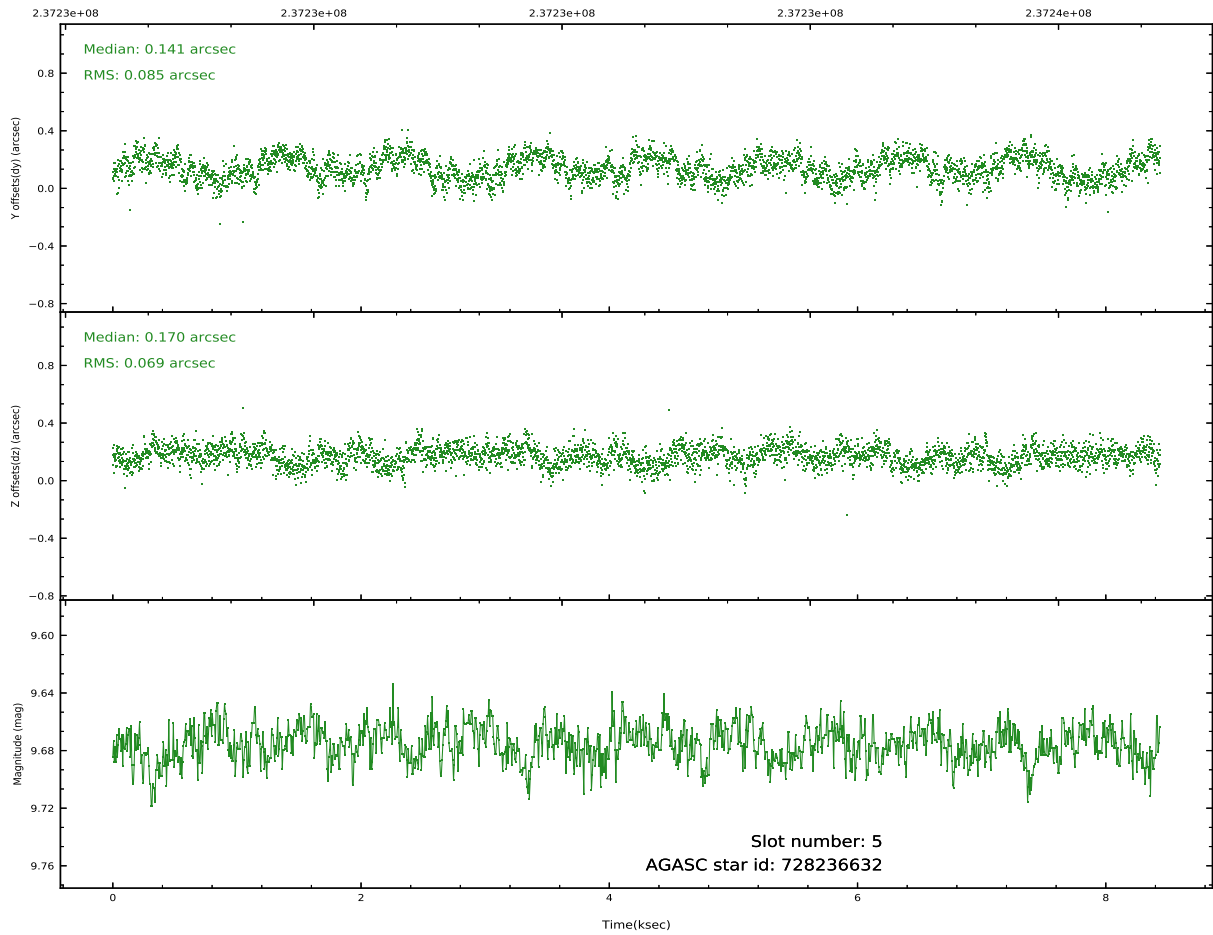
2.4.2 Slot 4



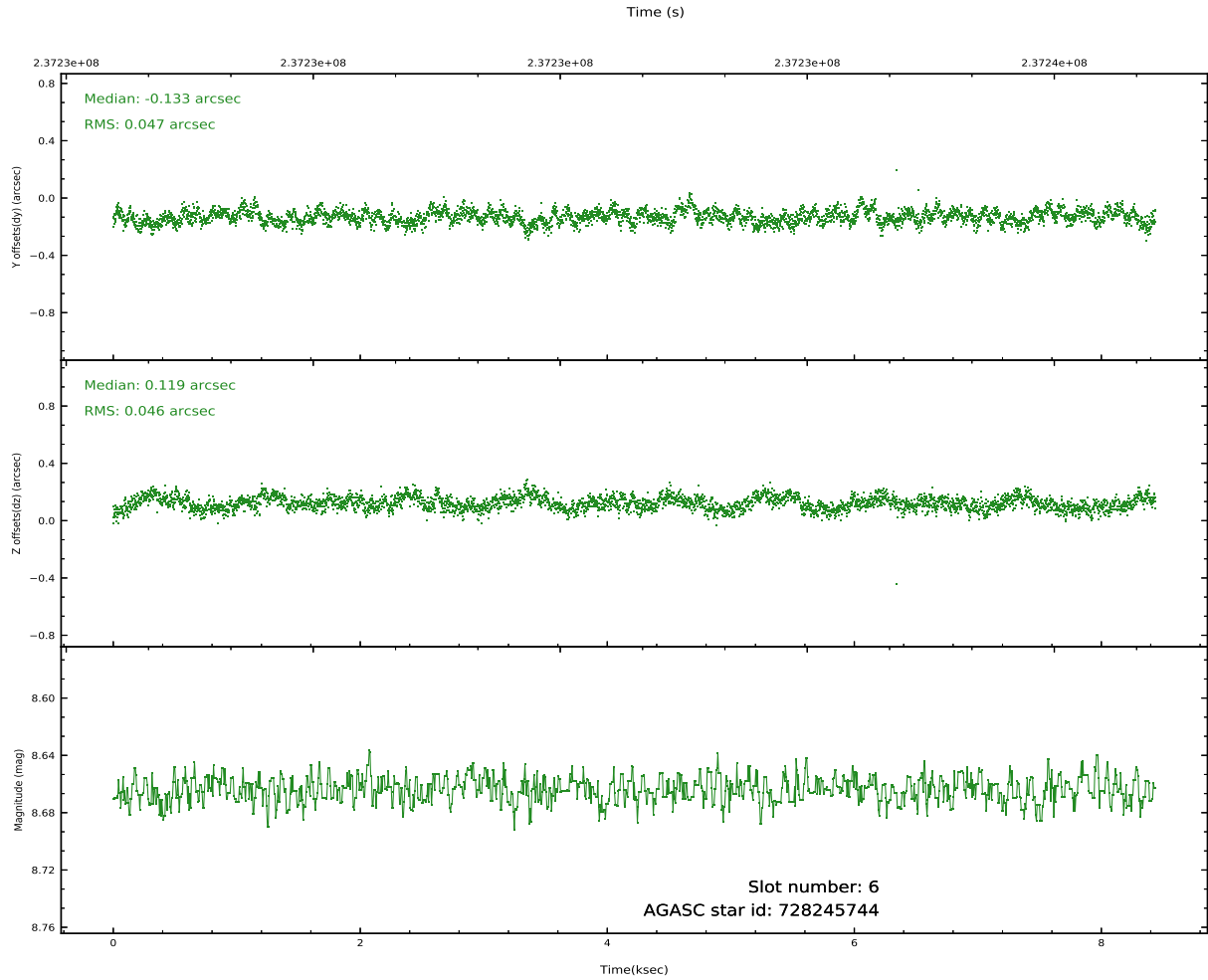
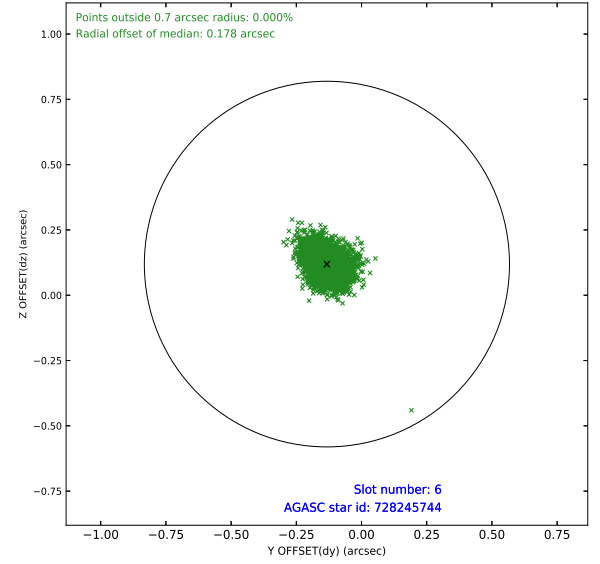
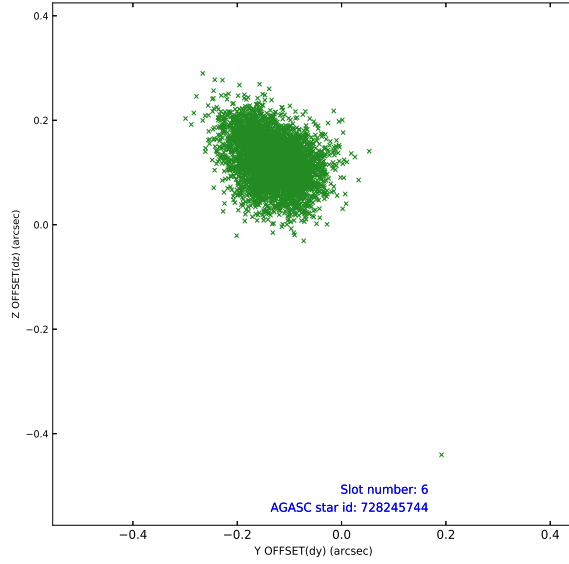
2.4.3 Slot 5



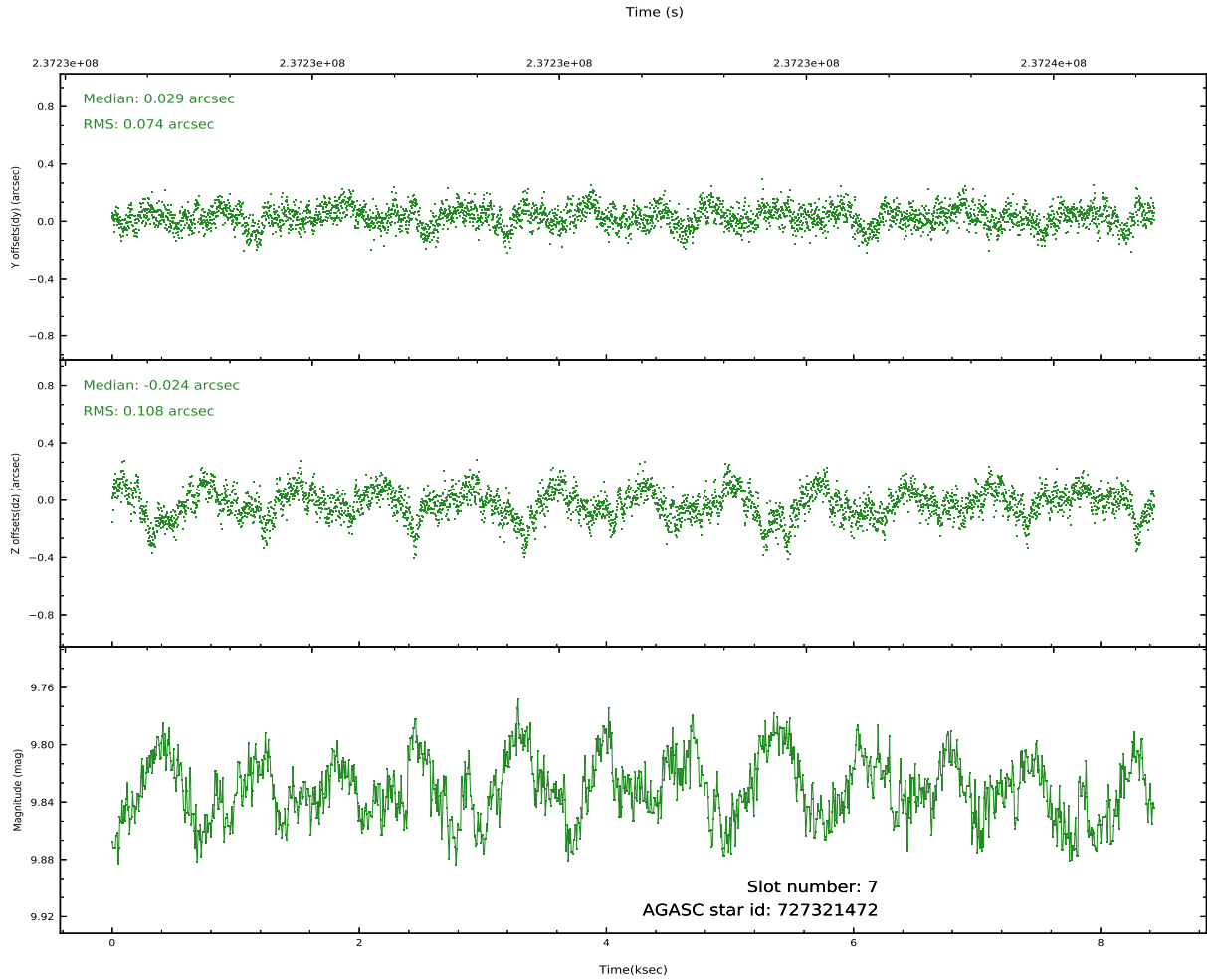
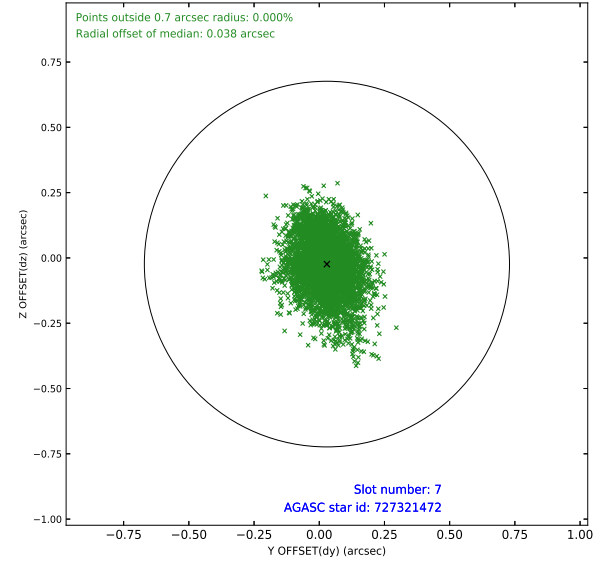
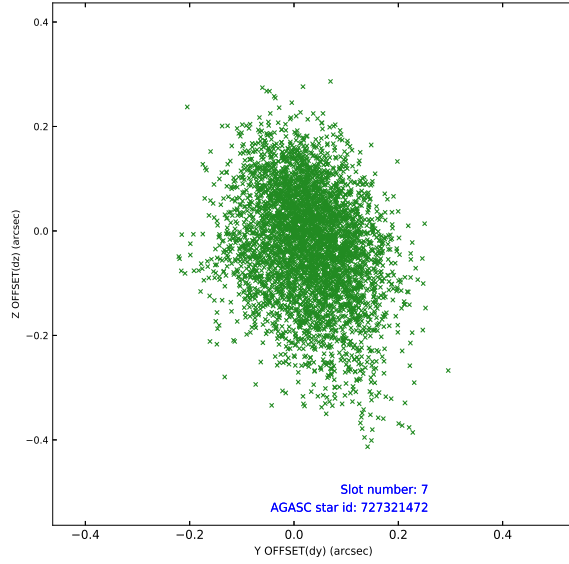
Time (s)



2.4.4 Slot 6

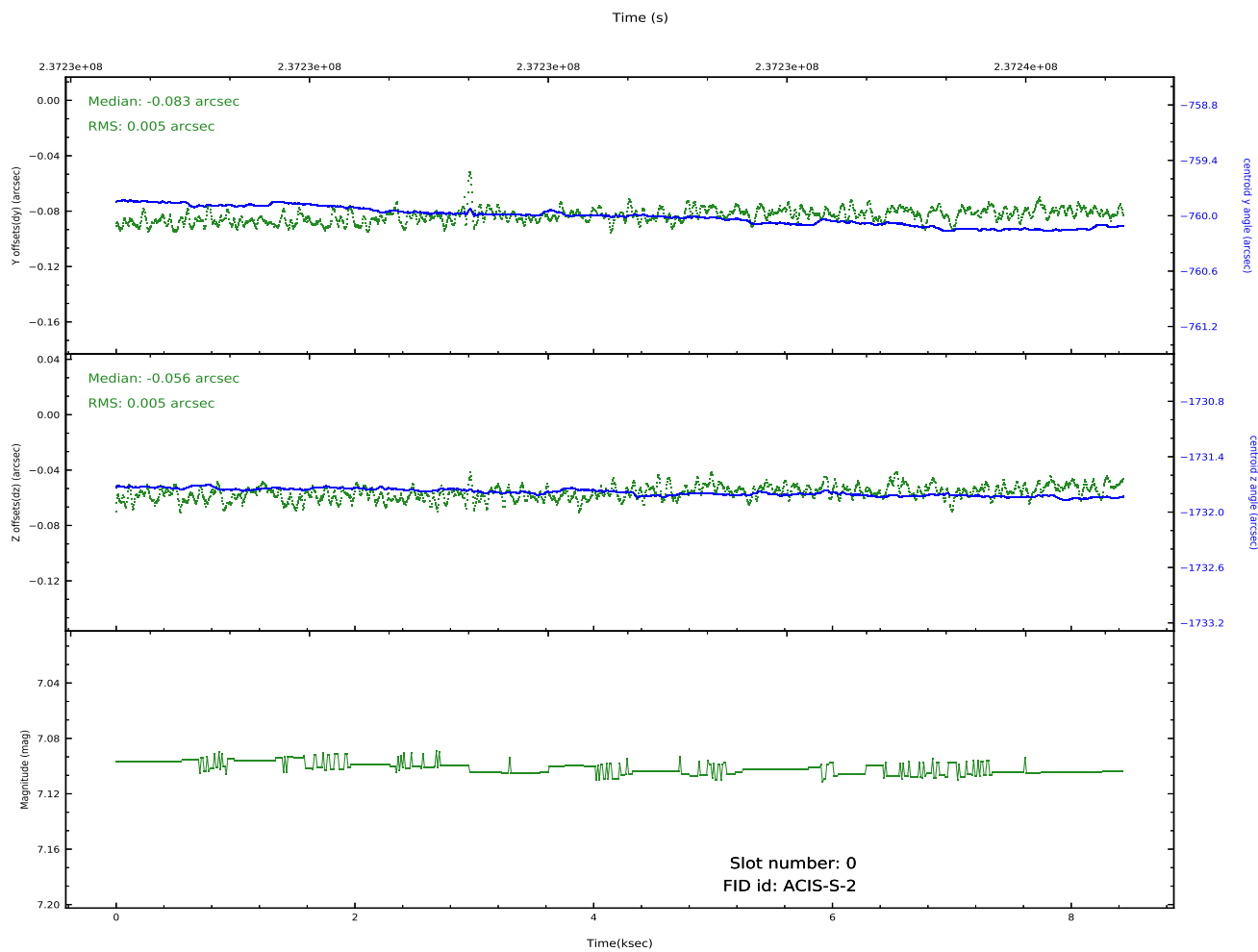
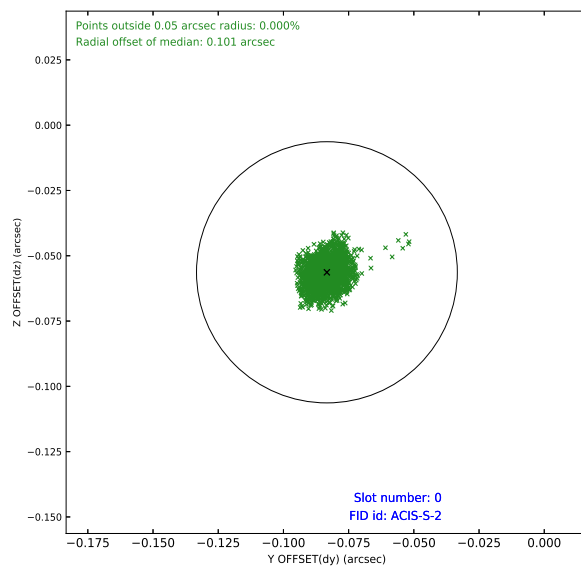
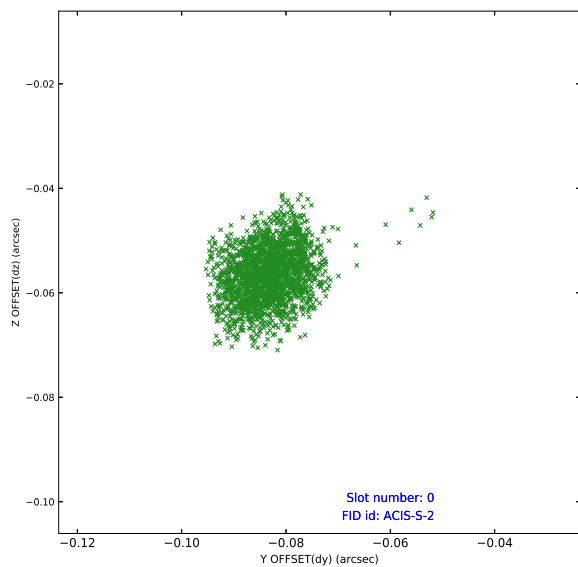


2.4.5 Slot 7

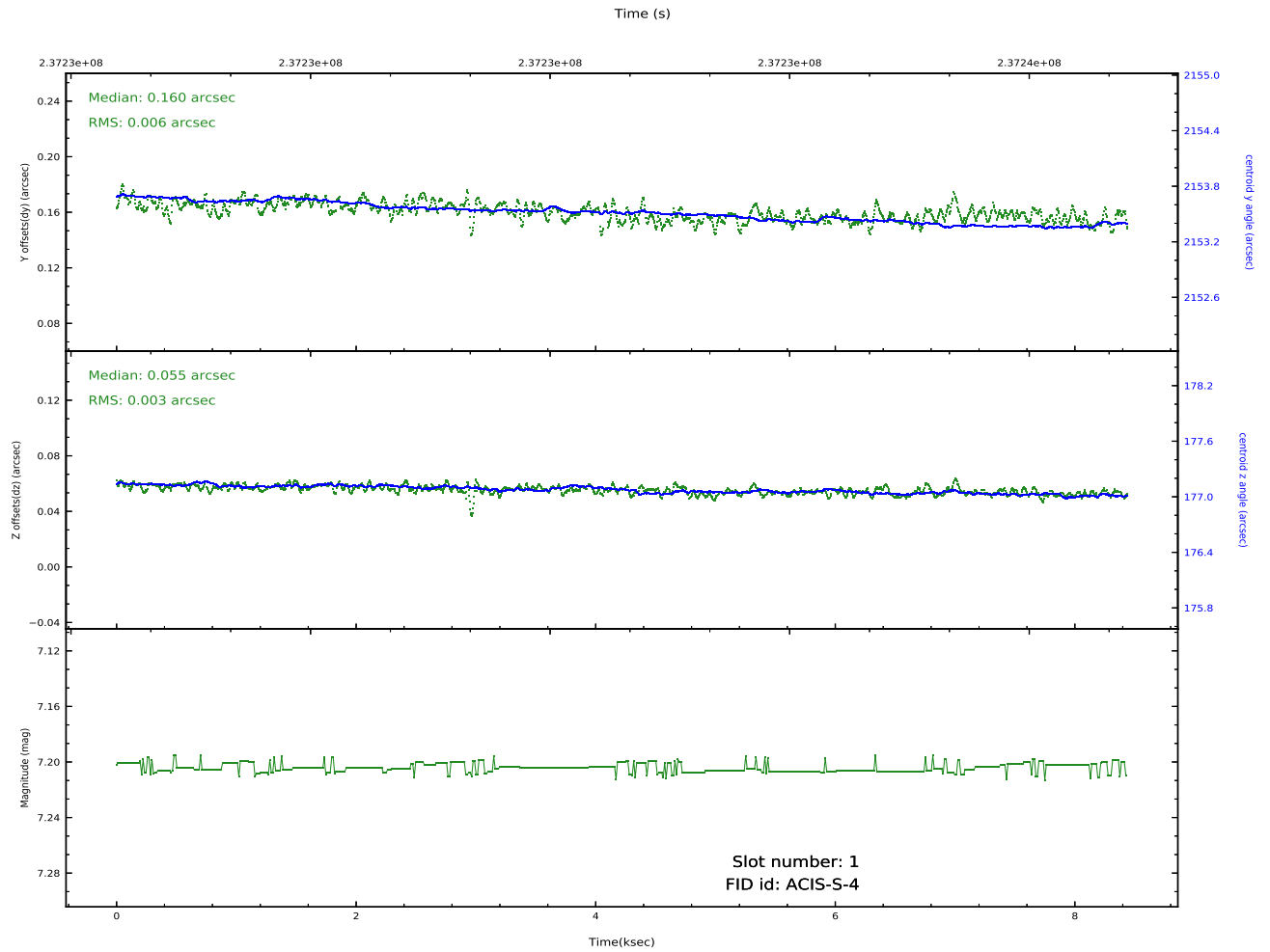
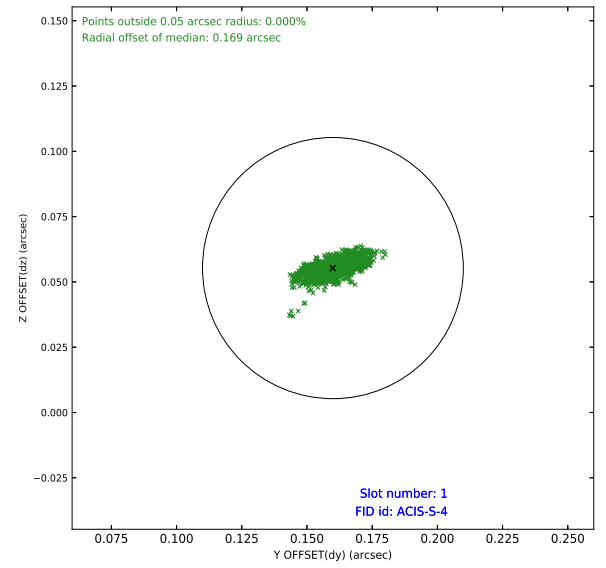
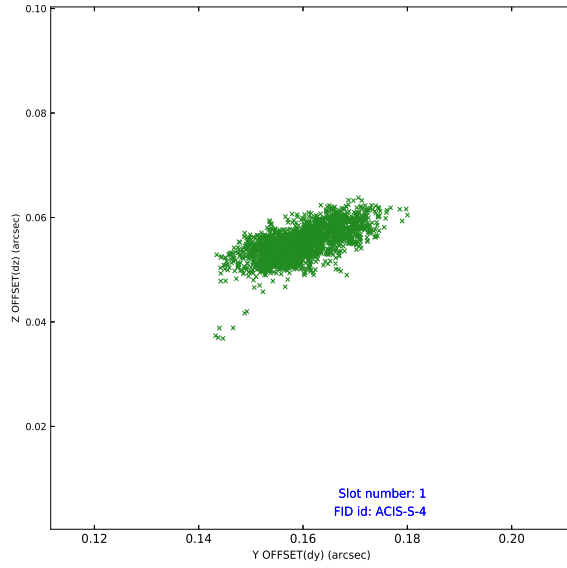


2.5 FID Slots

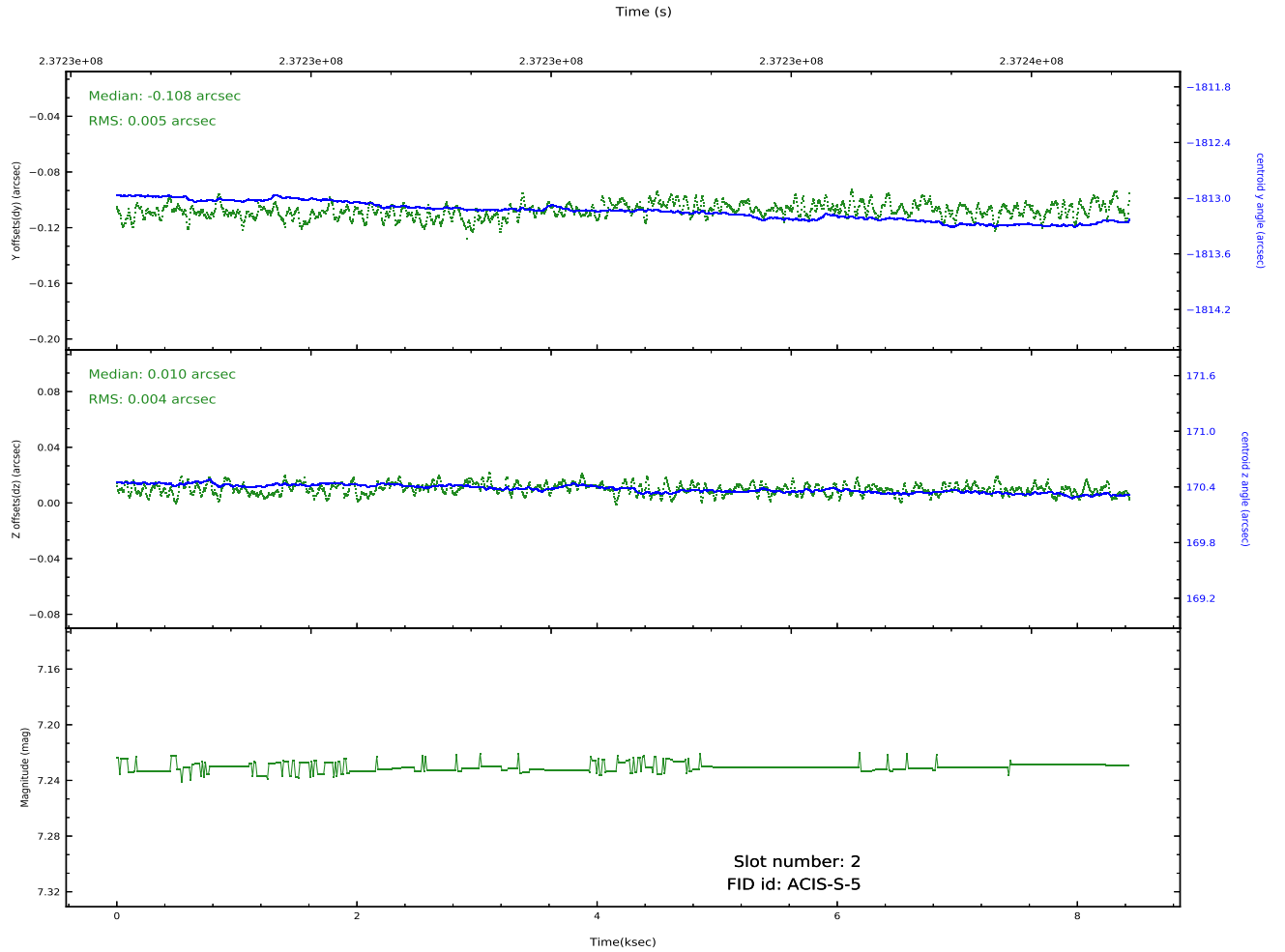
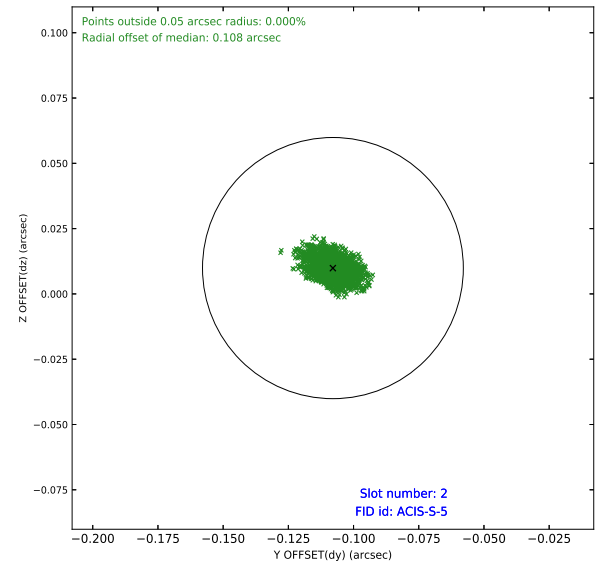
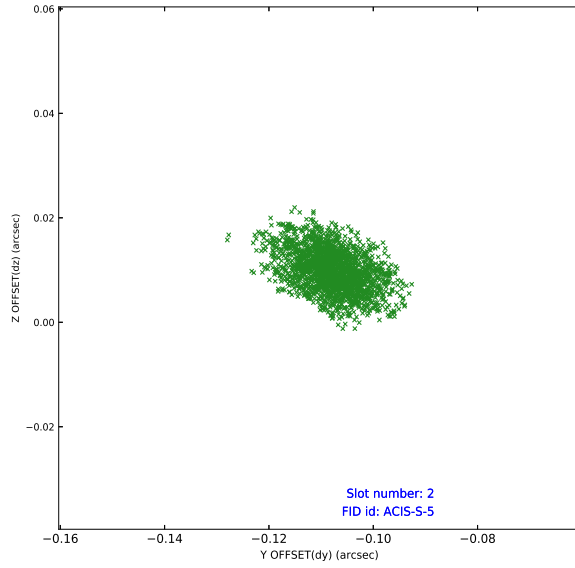
2.5.1 Slot 0



2.5.2 Slot 1



2.5.3 Slot 2



A Summary

A.1 Status

V&V Scientist	Jen Lauer
V&V Date (YYYY-MM-DD)	2020.10.13
V&V Edition	1
V&V Disposition and Status	OK
V&V Charge Time	8.428799

A.2 Comments

This is a moving target. Users will need to run `sso_freeze` or similar software to position the events in the reference frame of the target.