

V&V Reference Report

L2 ASCDS Version : 7.6.9

Observation 1944 - L2 Version 001
Chandra X-Ray Center

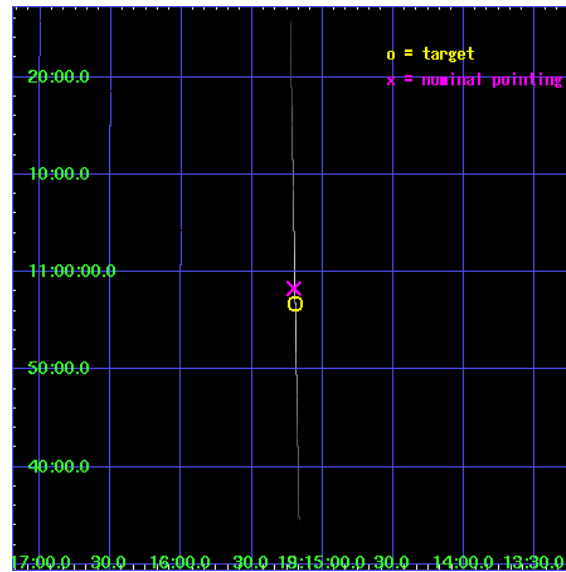
L2 Processing Date : Nov 29 2006

Contents

1	Front	2
2	OBI	3
2.1	OBI	3
2.1.1	Images	3
2.1.2	Parameters	4
2.1.3	Events	4
2.2	Compared Parameters	5
2.3	Aspect	6
2.4	Star Slots	9
2.4.1	Slot 3	9
2.4.2	Slot 4	10
2.4.3	Slot 5	11
2.4.4	Slot 6	12
2.4.5	Slot 7	13
2.5	FID Slots	14
2.5.1	Slot 0	14
2.5.2	Slot 1	15
2.5.3	Slot 2	16
3	Gratings	17
3.1	HEG Arm	17
3.2	MEG Arm	19
A	Summary	21
A.1	Status	21
A.2	Comments	21

1 Front


seq_num	400157
obs_id	1944
title	ACCRETION DISK STRUCTURE IN VARIOUS SPECTRAL STATES OF GRS 1915+105
observer	DR. RONALD REMILLARD
object	GRS 1915+105
ra_targ	288.798333
dec_targ	10.945806
ra_nom	288.80066336347
dec_nom	10.972096181249
roll_nom	88.942554945077
revision	4
ontime	30543.0
livetime	30423.69140625
ontime4	30543.0
ontime5	30543.0
ontime6	30543.0
ontime7	30543.0
ontime8	30543.0
ontime9	30543.0
l2events	4580966



2 OBI

2.1 OBI

2.1.1 Images



2.1.2 Parameters

obi_num	0
ascdsver	7.6.9
caldsver	3.2.4
date	2006-11-15T23:35:18
revision	5

sched_exp_time	30198.318000
ontime	31226.44441539
ontime4	31226.445064068
ontime5	31226.444835097
ontime6	31226.444619521
ontime7	31226.44441539
ontime8	31226.444202423
ontime9	31226.443991005
l1events	5036880

2.1.3 Events

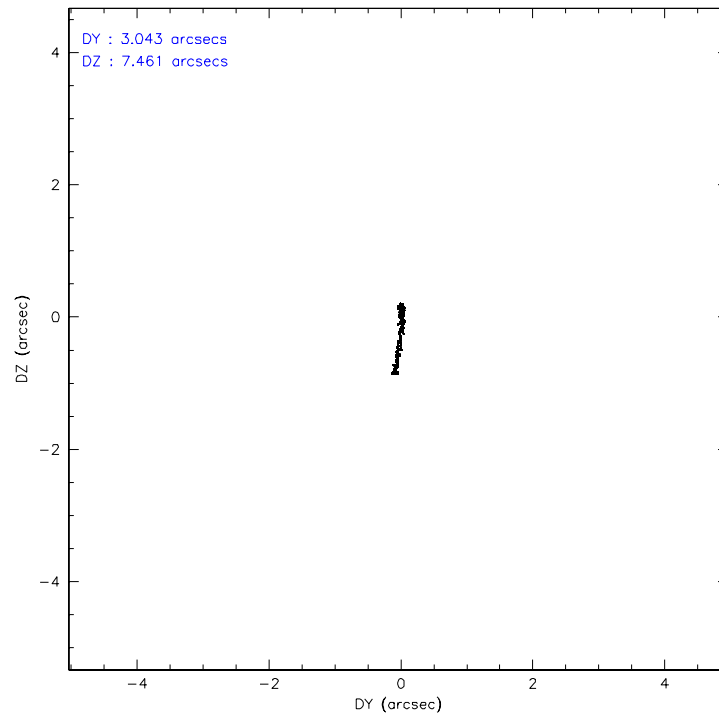
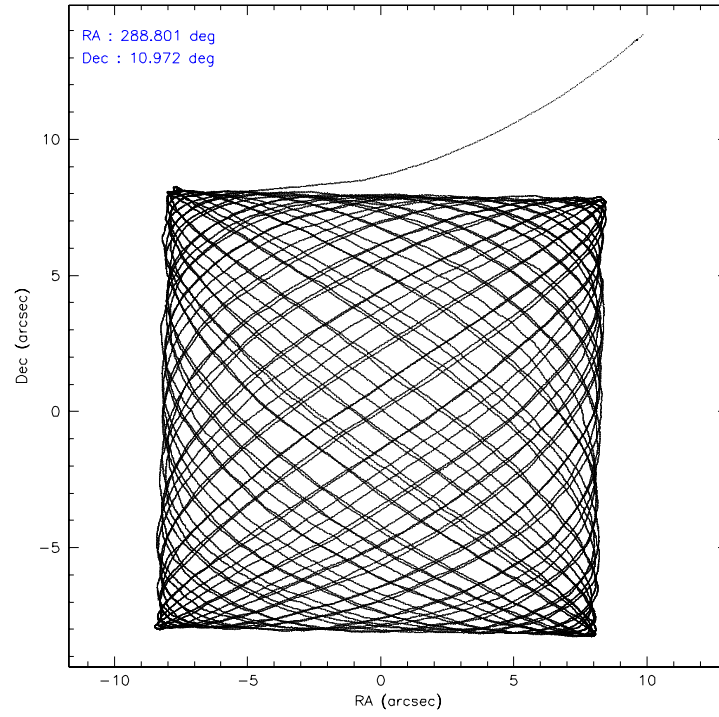
	ccd 4	ccd 5	ccd 6	ccd 7	ccd 8	ccd 9
level 1 events	73882	304464	1047539	2838008	649140	123847
rejected events	7911	22999	25516	85636	19865	9841
rejected %	10%	7%	2%	3%	3%	7%

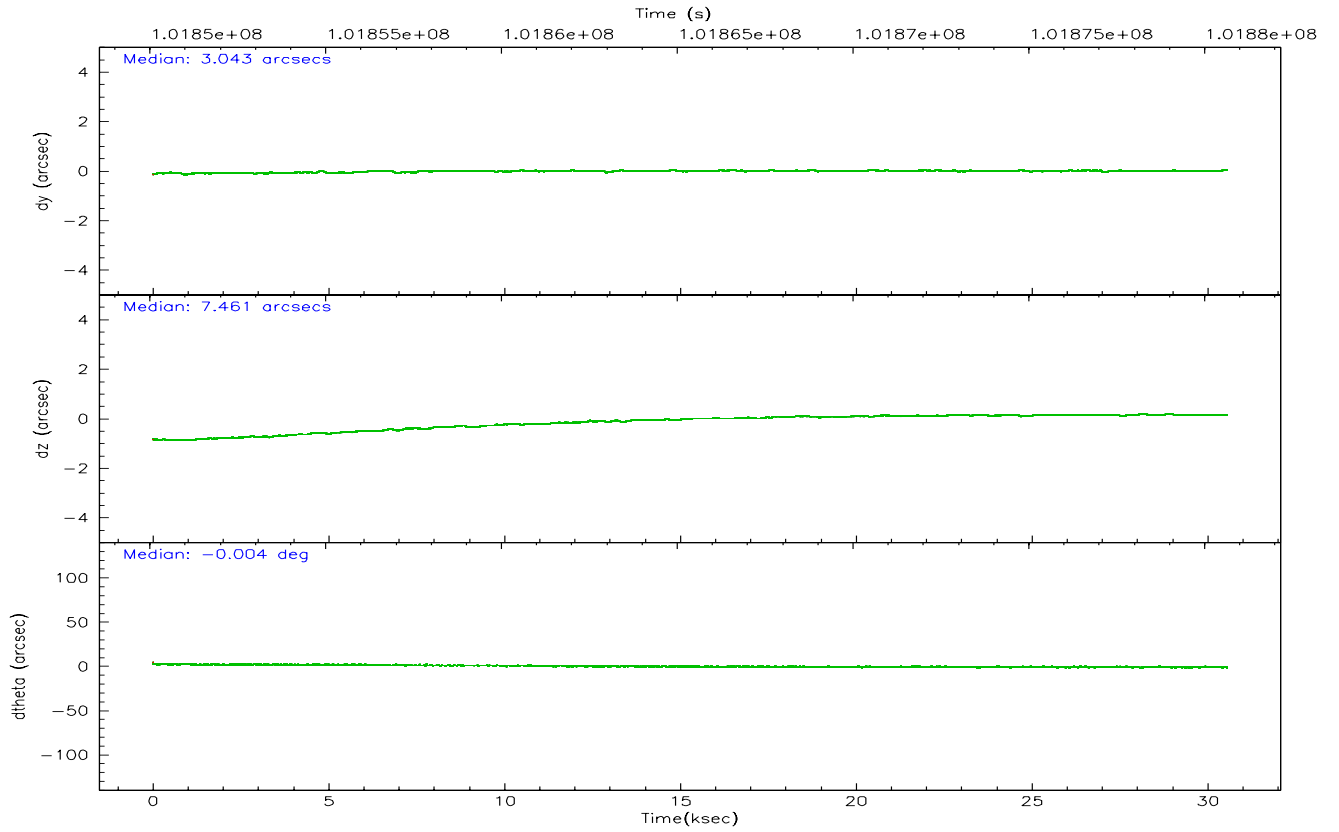
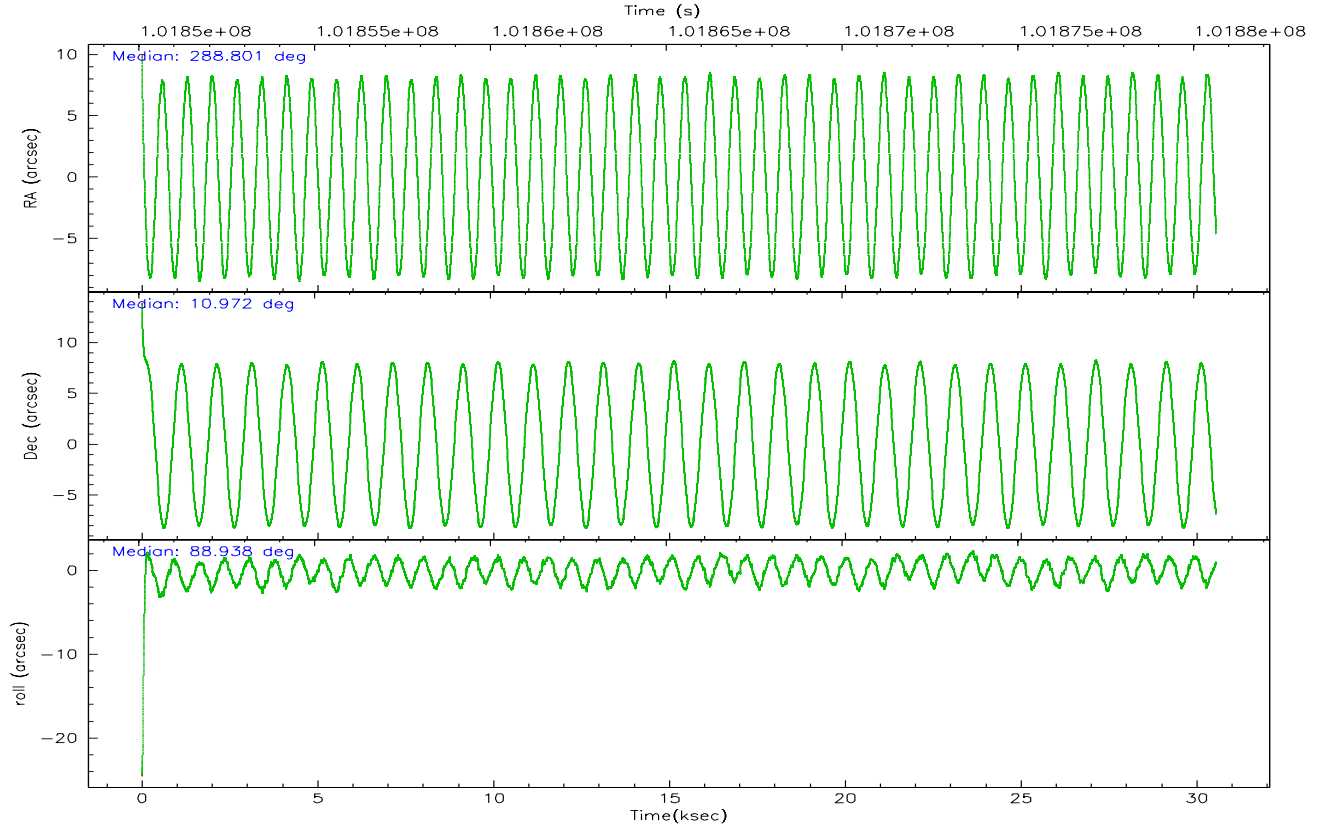
	ccd 4	ccd 5	ccd 6	ccd 7	ccd 8	ccd 9
grade 0 events	9091	53412	131922	369662	253972	28445
	12%	17%	12%	13%	39%	22%
grade 1 events	144	219	500	4617	801	191
	0%	0%	0%	0%	0%	0%
grade 2 events	36873	98587	772075	813014	288678	59691
	49%	32%	73%	28%	44%	48%
grade 3 events	5436	7874	11892	221714	20524	5913
	7%	2%	1%	7%	3%	4%
grade 4 events	5902	7704	11776	220178	20139	6407
	7%	2%	1%	7%	3%	5%
grade 5 events	6691	17021	12485	58130	13071	8347
	9%	5%	1%	2%	2%	6%
grade 6 events	9745	119647	106889	1150693	51955	14853
	13%	39%	10%	40%	8%	11%
grade 7 events	0	0	0	0	0	0
	0%	0%	0%	0%	0%	0%

2.2 Compared Parameters

Parameter	Planned	Actual	Parameter	Planned	Actual
Instrument	ACIS	ACIS	Obspar format version number	6	6
Detector	ACIS-456789	ACIS-456789	Obspar file type	PREDICTED	ACTUAL
Grating	HETG	HETG	Obspar update status	NONE	UPDATED
Data mode	CC33_GRADED	CC33_GRADED	Number of optional ACIS chips dropped	0	0
Observation mode	POINTING	POINTING	On-chip summing requested	N	N
Pointing RA	288.814348	288.8006633634678	Subarray requested	NONE	NONE
Pointing Dec	10.948306	10.97209618124949	Alternating exposures requested	N	N
Pointing Roll	88.783328	88.94255494507709	Primary exposure time	0.000000	0
SIM focus pos (mm)	-0.684267	-0.6828225247311905			
SIM defocus (mm)	0	0.001444936568705701			
SIM translation stage pos (mm)	-184.032523	-184.025251236478			
SIM translation stage offset (mm)	-6.1	-6.107271346529842			
Observation start time	101850439.184000	101849376.60195			
Observation start date	2001-03-24T19:46:15	2001-03-24T19:29:36			
Observation end time	101880637.184000	101880951.72818			
Observation end date	2001-03-25T04:09:33	2001-03-25T04:15:51			
Read mode	CONTINUOUS	CONTINUOUS			

2.3 Aspect



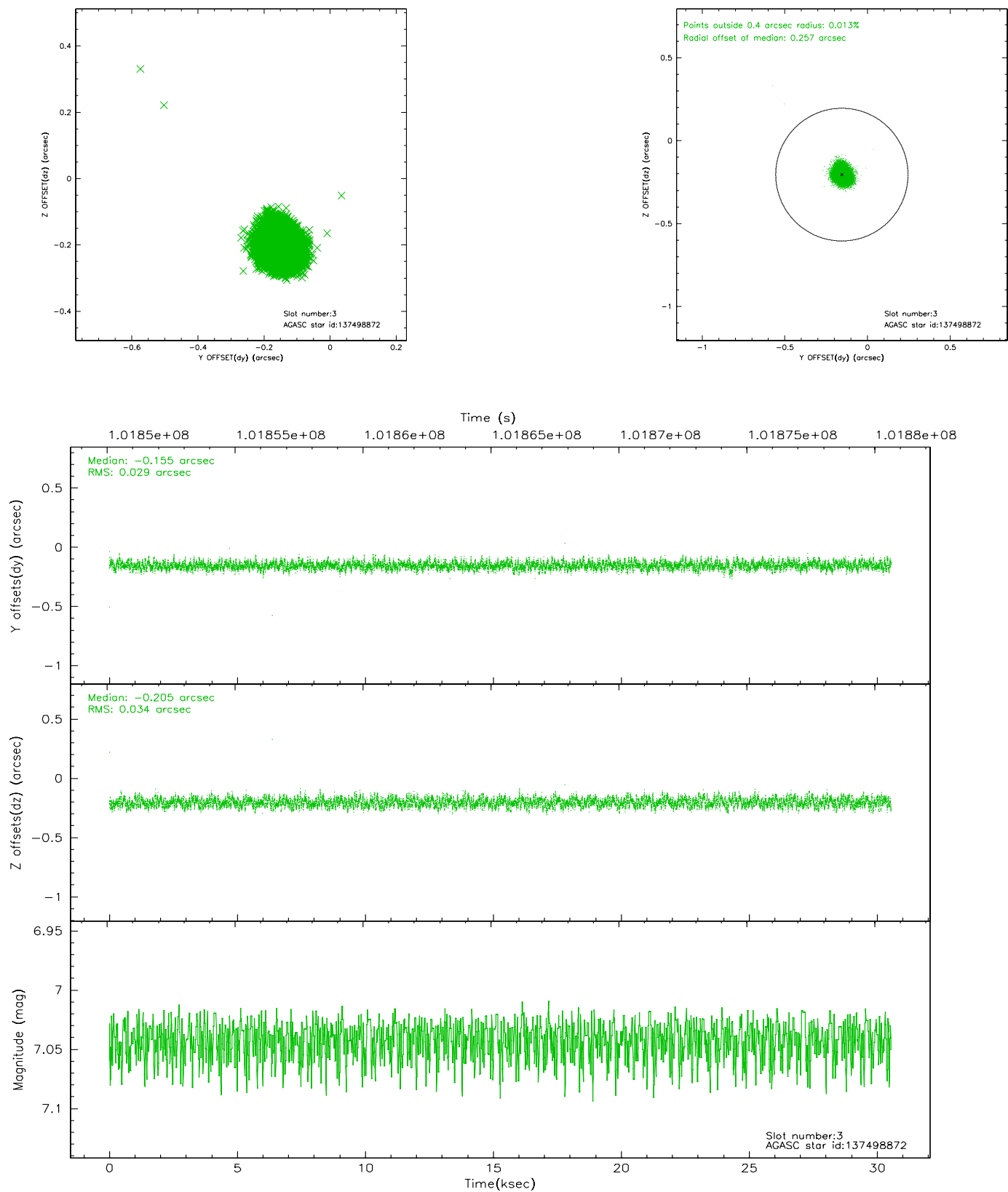


Slot Statistics

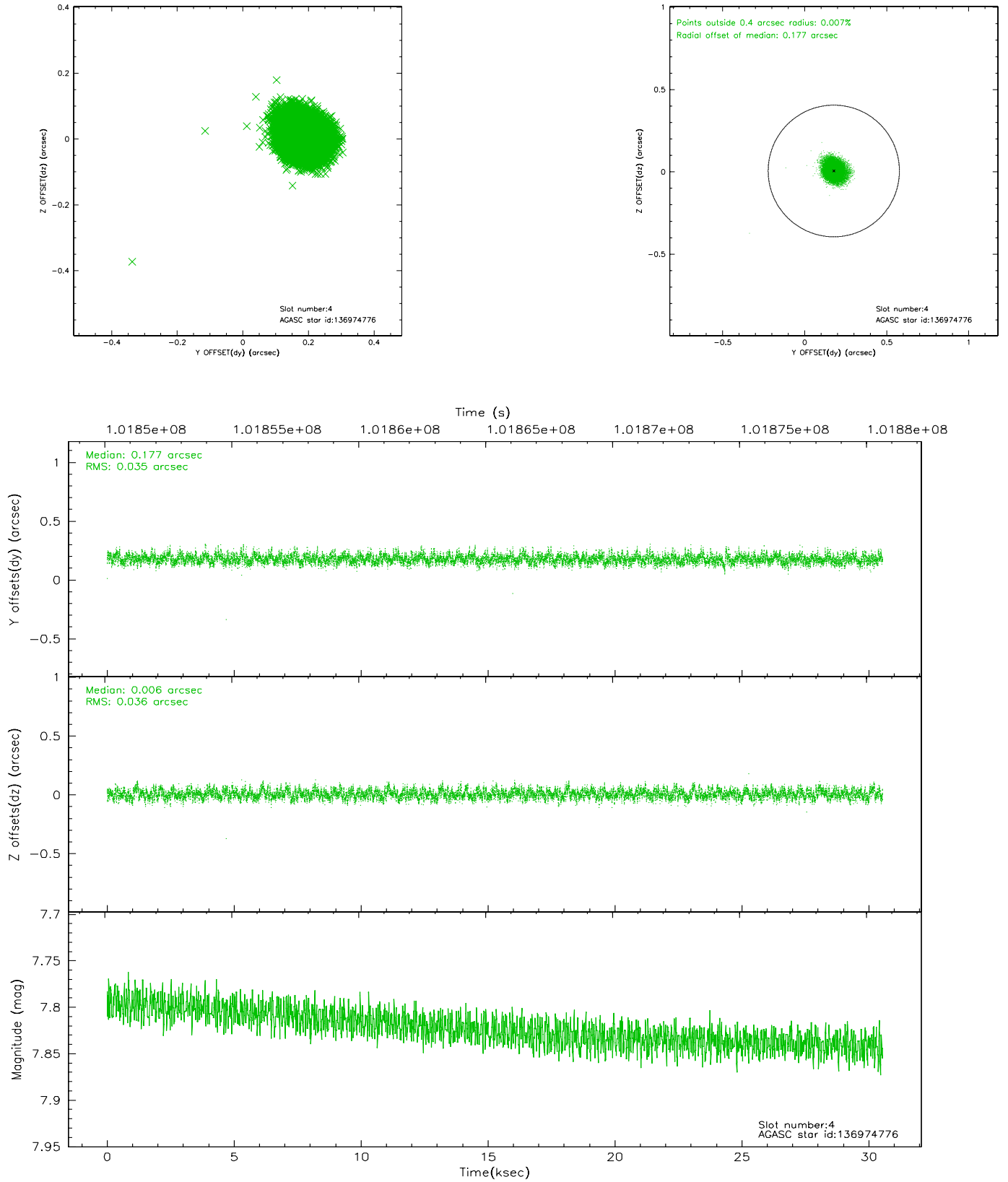
slot	status	id	mag	n_pts	med_dy	med_dz	dr1	dr2	ra	dec	mean_y	mean_z
0	FID	ACIS-S-2	7.08	7451	-0.011	-0.073	0.014	0.022	0.000000	0.000000	-755.26	-1854.44
1	FID	ACIS-S-4	7.18	7451	-0.083	0.025	0.006	0.010	0.000000	0.000000	2157.92	54.03
2	FID	ACIS-S-5	7.23	7451	0.062	0.056	0.012	0.019	0.000000	0.000000	-1807.94	47.83
3	GUIDE	137498872	7.04	14901	-0.155	-0.205	0.047	0.074	288.350862	11.344926	1393.39	1665.61
4	GUIDE	136974776	7.82	14900	0.177	0.006	0.053	0.085	288.742109	10.409402	-1945.14	214.28
5	GUIDE	137497048	7.98	14837	-0.244	0.095	0.048	0.077	288.896055	11.554718	2187.82	-241.94
6	GUIDE	136977584	8.42	14894	0.211	-0.023	0.056	0.091	288.635599	10.555283	-1427.88	602.06
7	GUIDE	137102976	8.50	14898	0.010	0.126	0.059	0.096	289.193436	10.979652	141.74	-1337.08

2.4 Star Slots

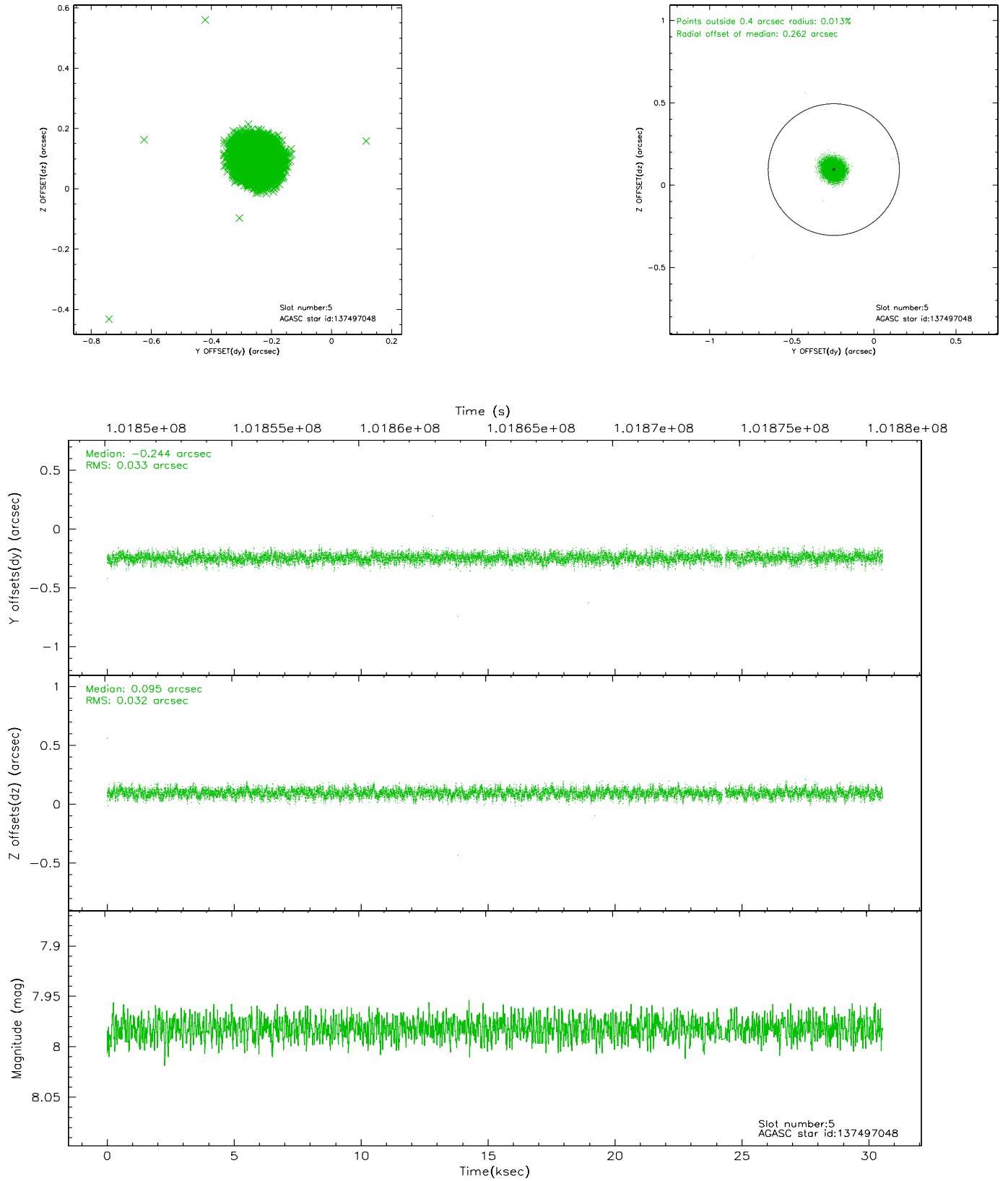
2.4.1 Slot 3



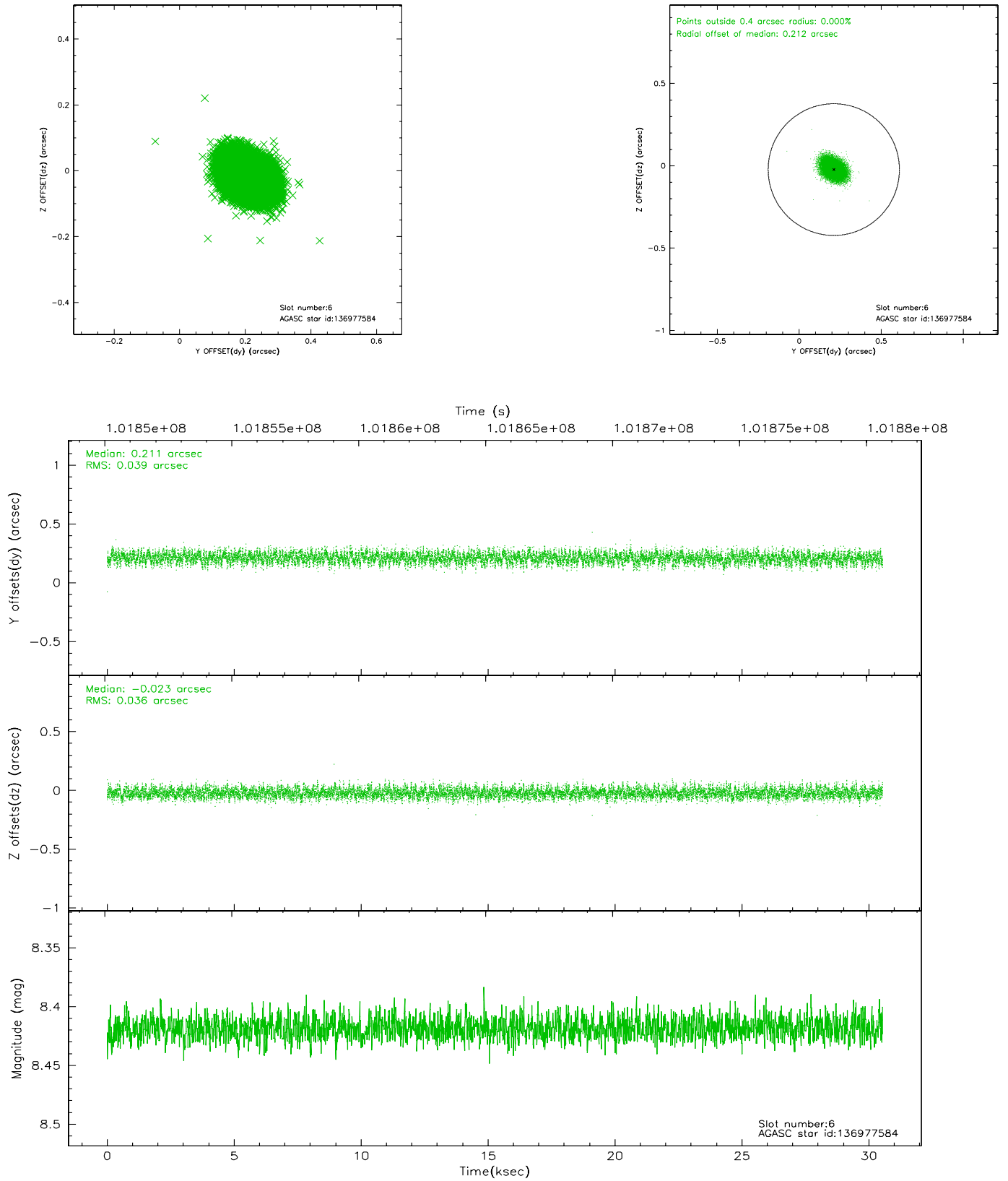
2.4.2 Slot 4



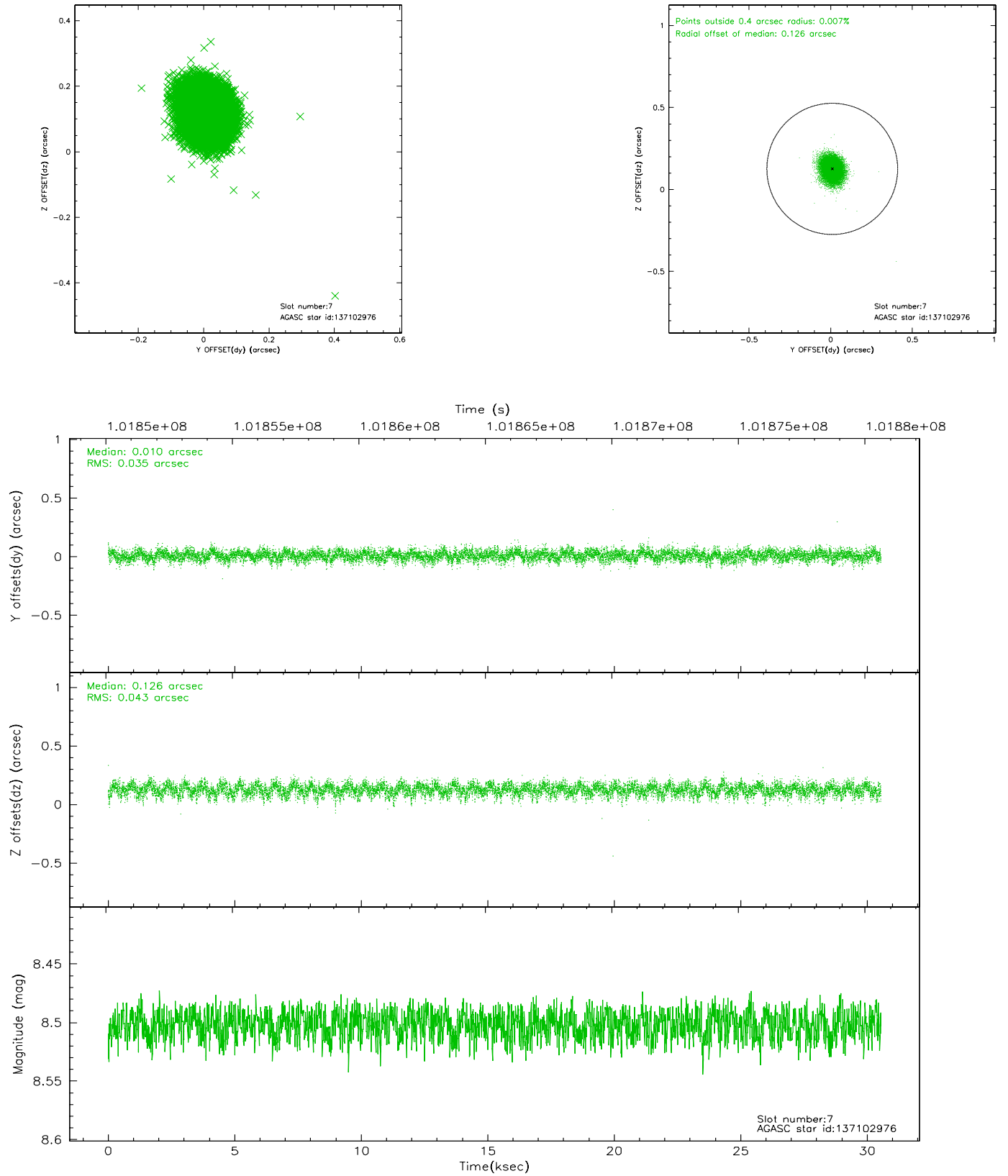
2.4.3 Slot 5



2.4.4 Slot 6

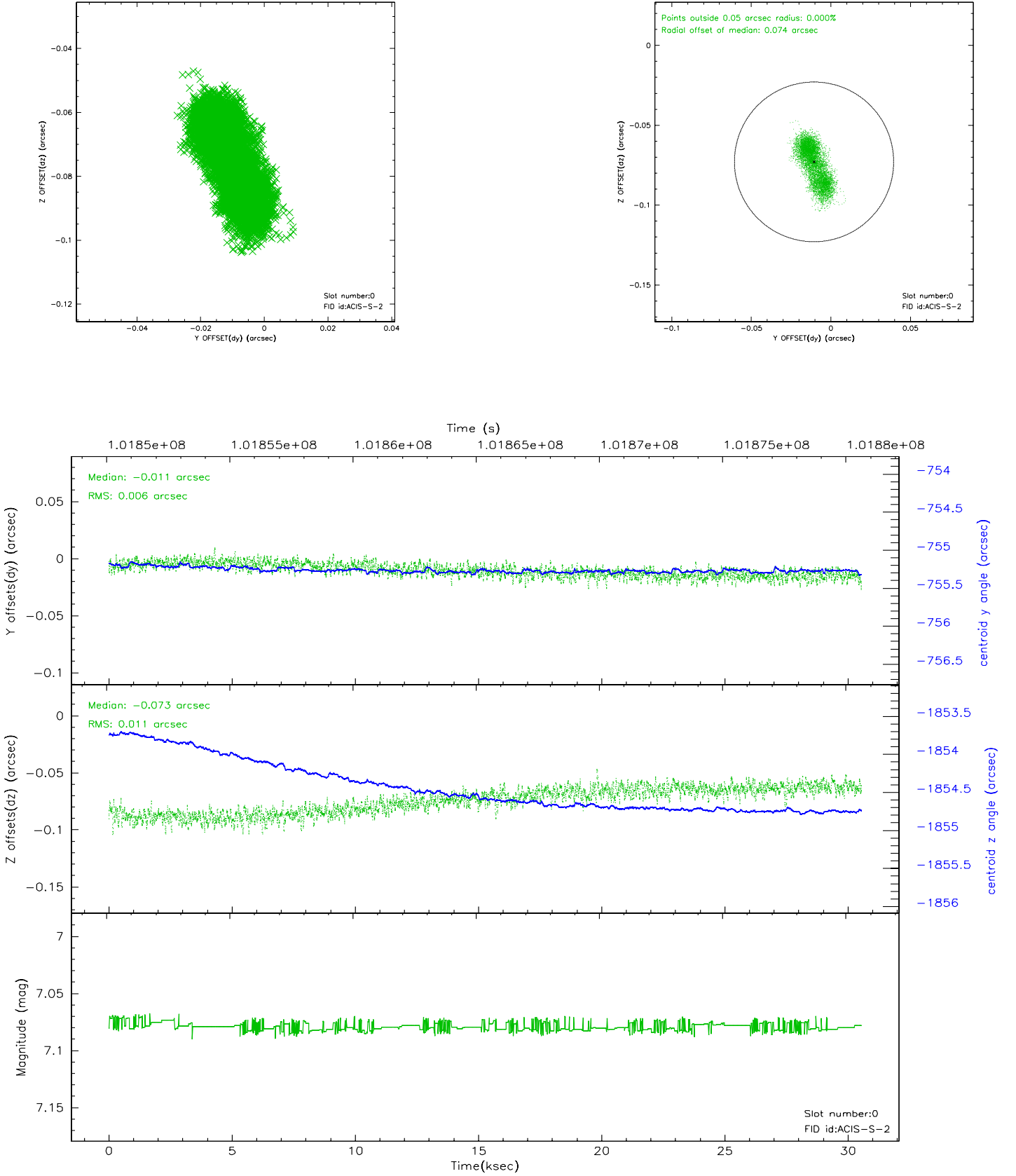


2.4.5 Slot 7

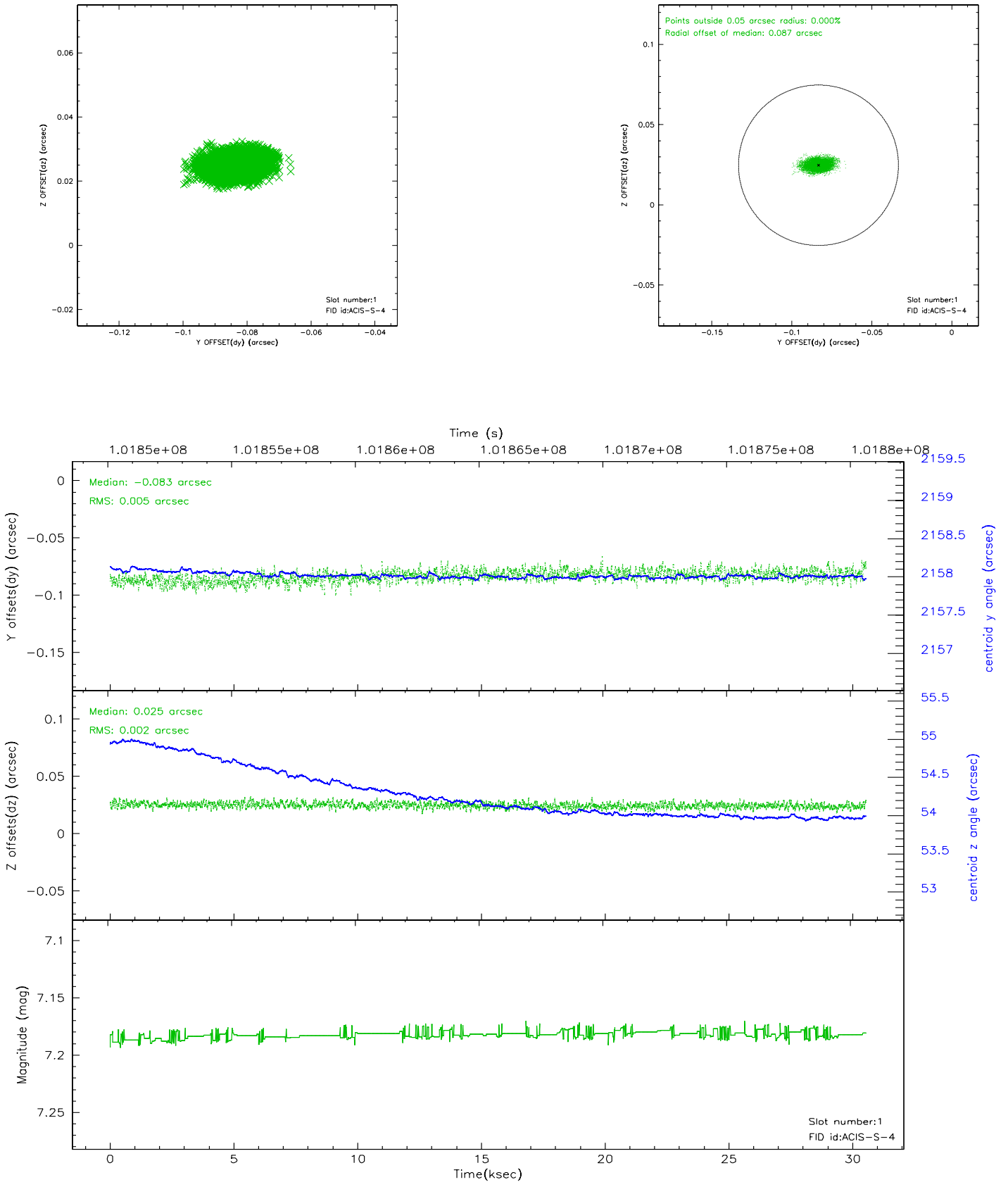


2.5 FID Slots

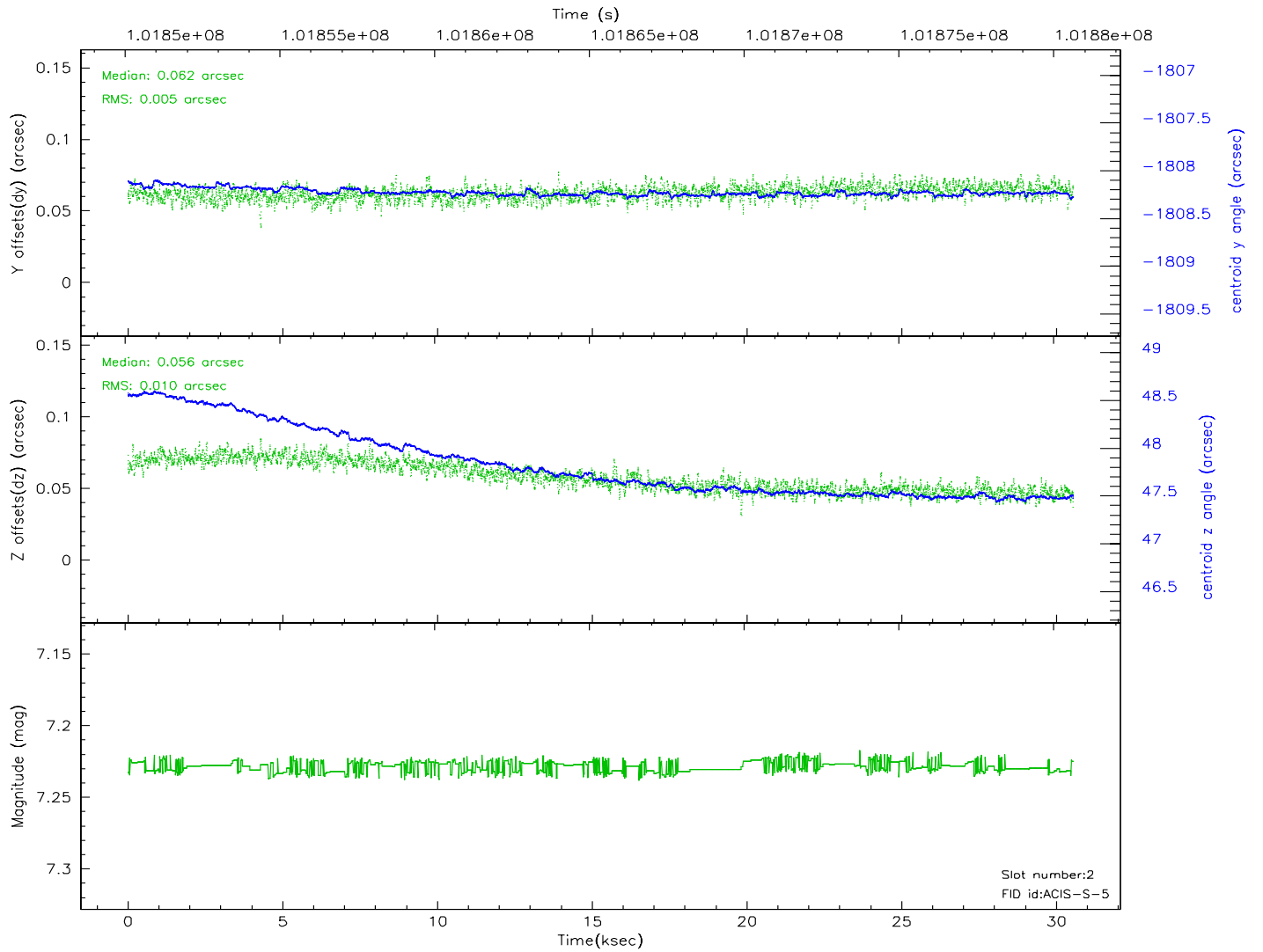
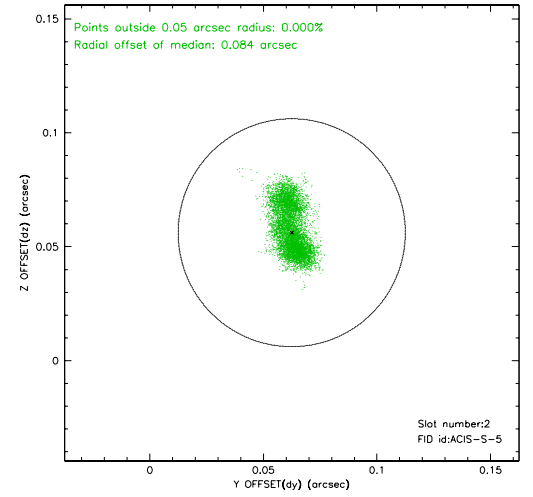
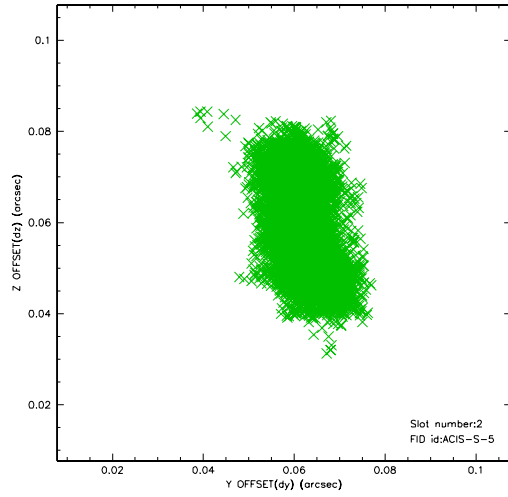
2.5.1 Slot 0



2.5.2 Slot 1




2.5.3 Slot 2



3 Gratings

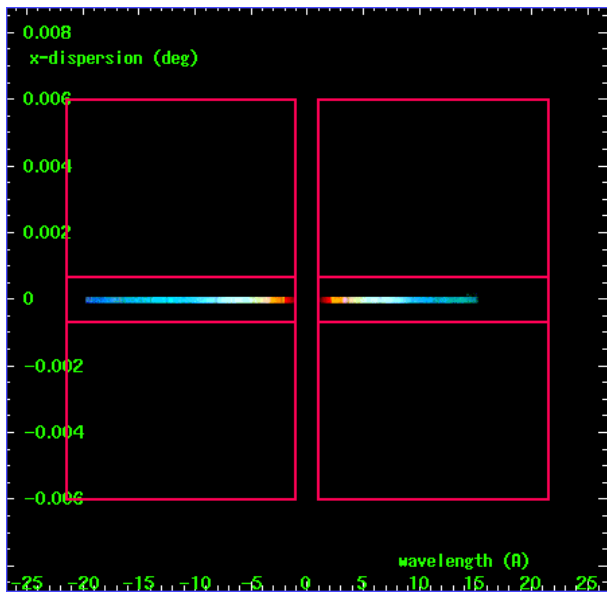
3.1 HEG Arm



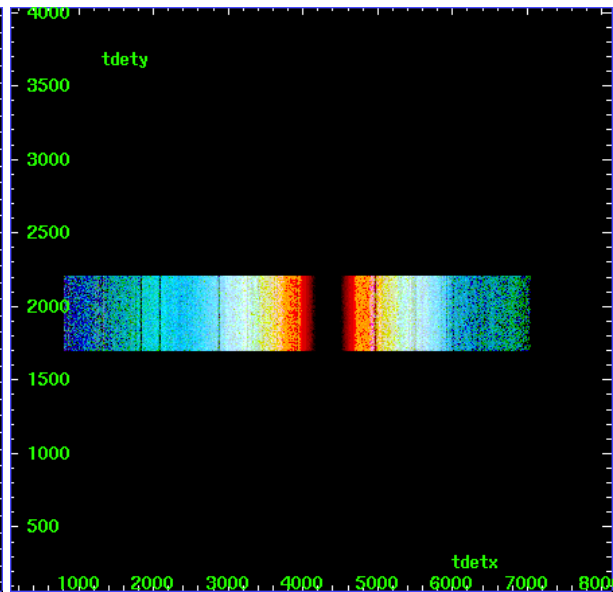
HEG Order Sort 123



HEG Order Sort ALL

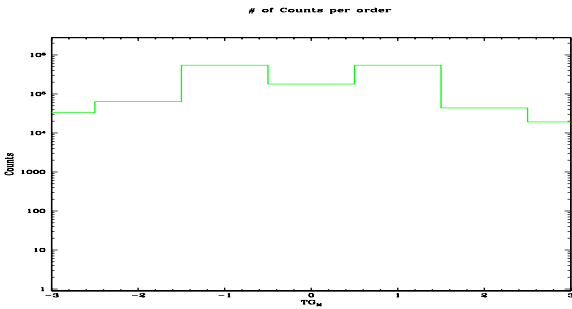


Spot Image HEG

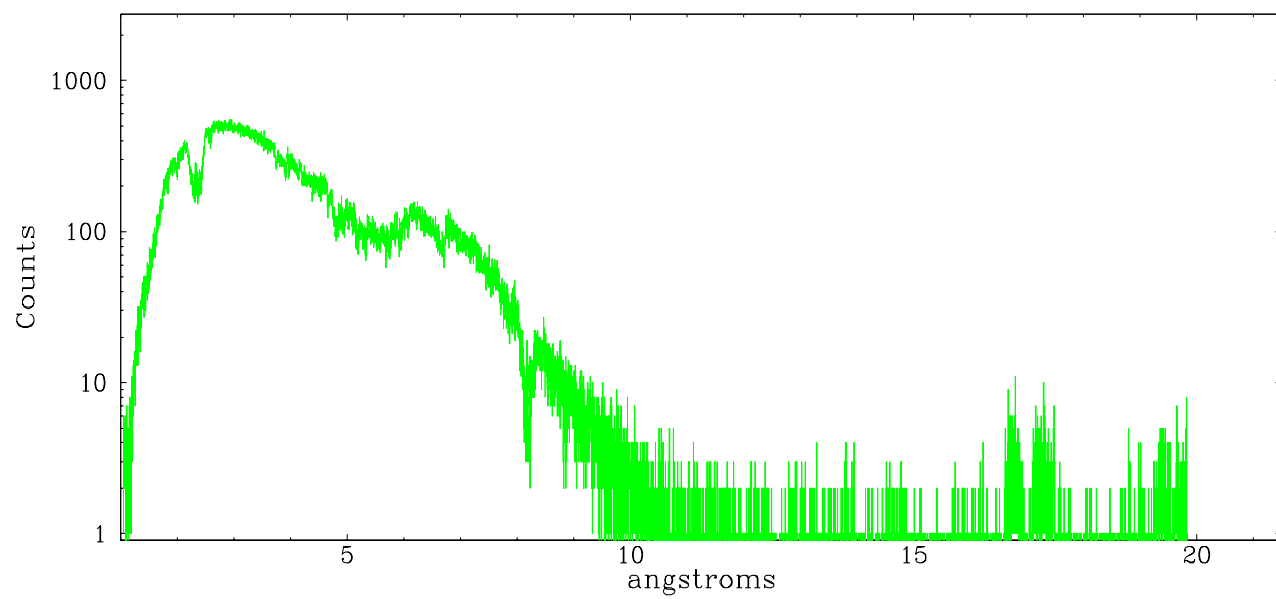


Full Detector HEG

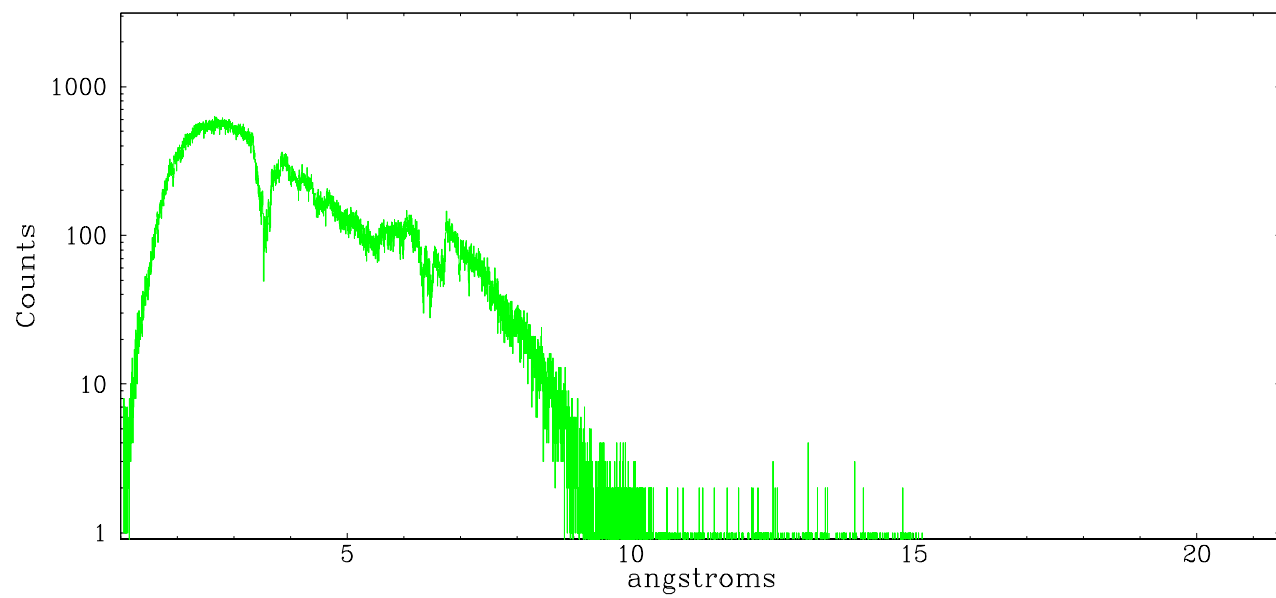
	order -3	order -2	order -1	order 0	order 1	order 2	order 3
Events	33044	63717	540634	178991	545069	43504	19170



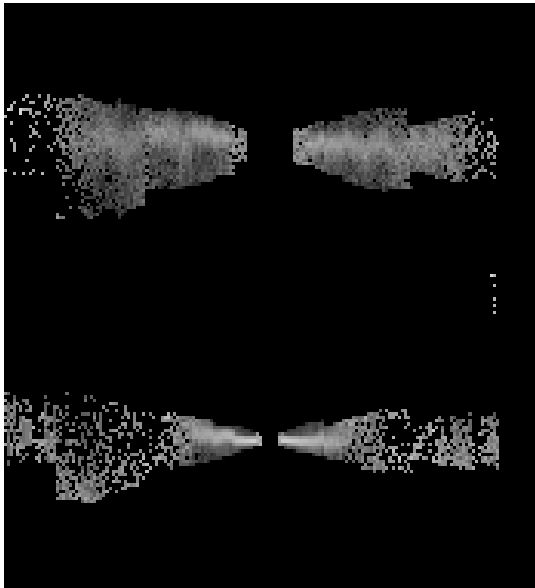
heg order -1



heg order +1



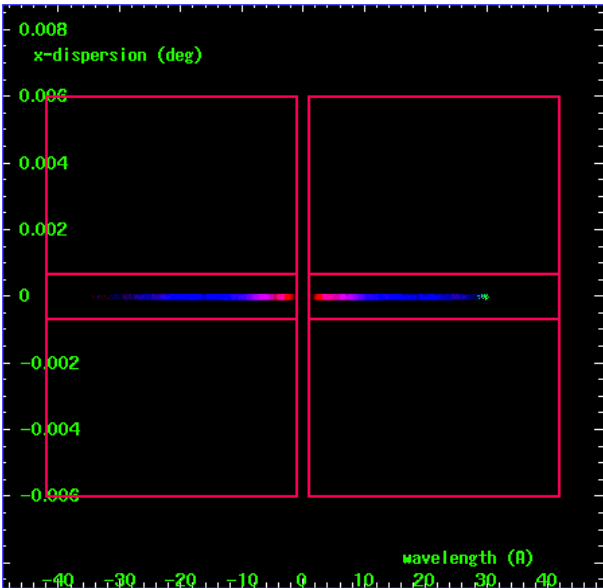
3.2 MEG Arm



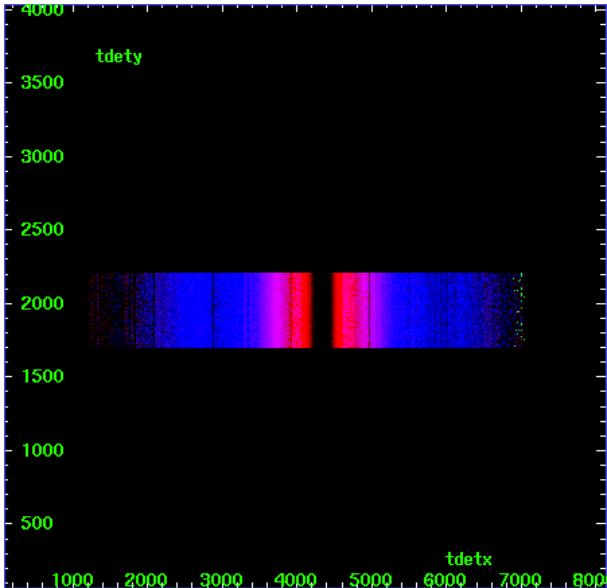
MEG Order Sort 123



MEG Order Sort ALL

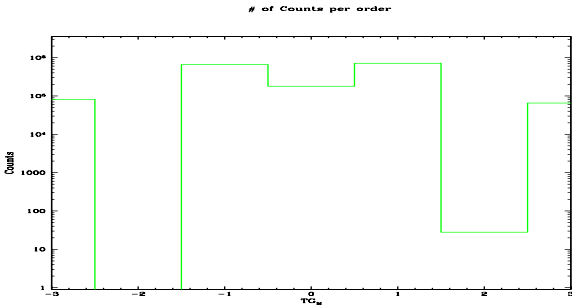


Spot Image MEG

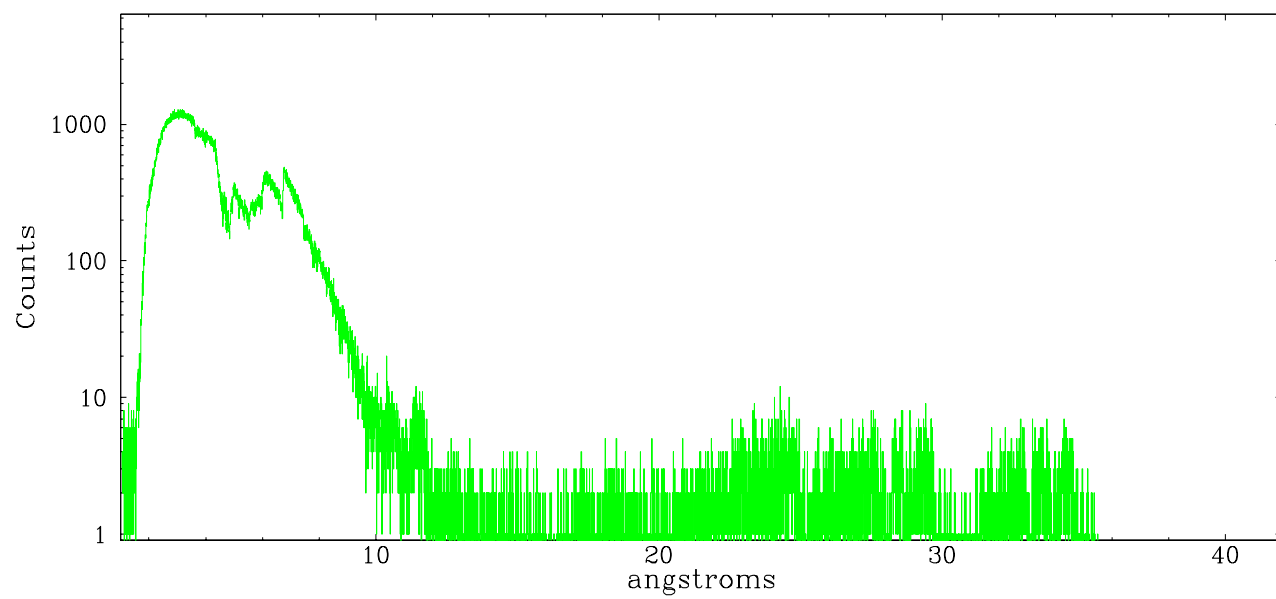


Full Detector MEG

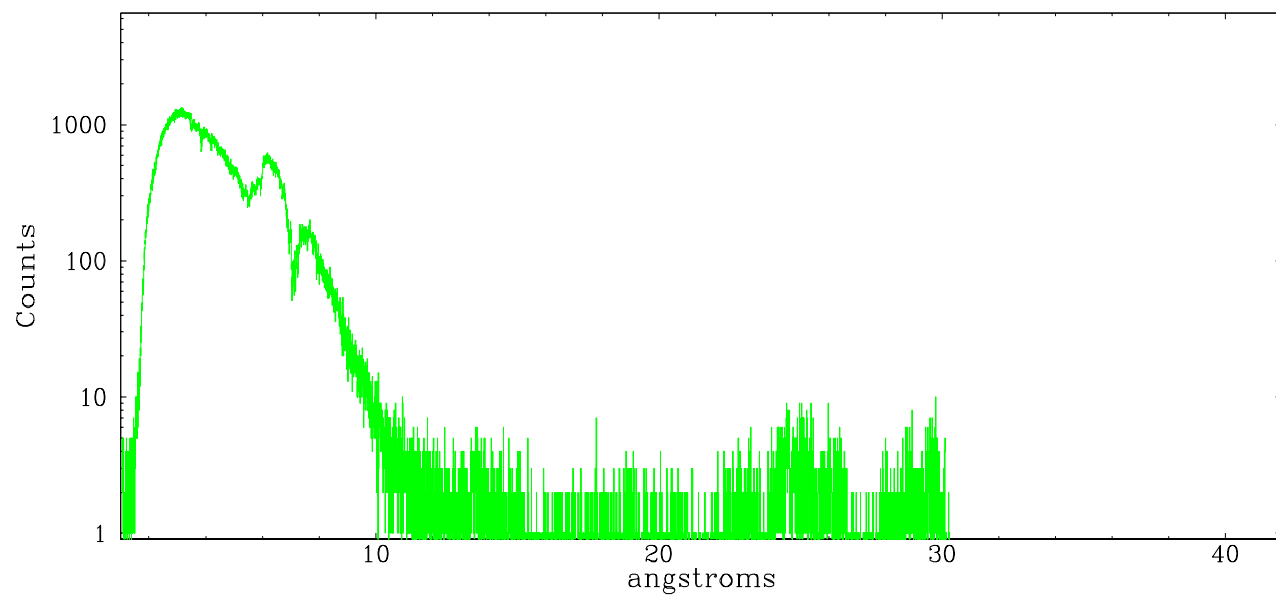
	order -3	order -2	order -1	order 0	order 1	order 2	order 3
Events	81729	0	658441	178991	711368	28	65173



meg order -1



meg order +1



A Summary

A.1 Status

V&V Scientist	David Huenemoerder
V&V Date (YYYY-MM-DD)	2006.12.21
V&V Edition	1
V&V Disposition and Status	OK
V&V Charge Time	30.546

A.2 Comments