

V&V Reference Report

L2 ASCDS Version : 8.1.1

Observation 343 - L2 Version 4

Chandra X-Ray Center

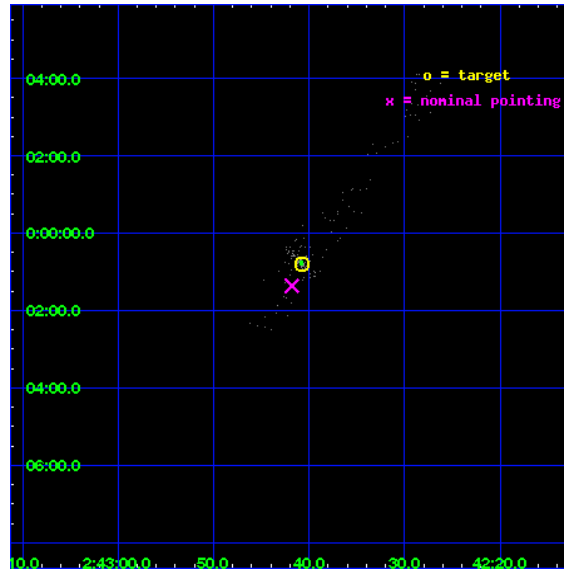
L2 Processing Date : Nov 25 2009

Contents

1	Front	2
2	OBI Primary	3
2.1	OBI	3
2.1.1	Images	3
2.1.2	Bias	3
2.1.3	Parameters	4
2.1.4	Events	4
2.2	Compared Parameters	5
2.3	Aspect	6
2.4	Star Slots	9
2.4.1	Slot 3	9
2.4.2	Slot 4	10
2.4.3	Slot 5	11
2.4.4	Slot 6	12
2.4.5	Slot 7	13
2.5	FID Slots	14
2.5.1	Slot 0	14
2.5.2	Slot 1	15
2.5.3	Slot 2	16
3	OBI Secondary	17
3.1	OBI	17
3.1.1	Images	17
3.1.2	Bias	17
3.1.3	Parameters	18
3.1.4	Events	18
4	Point Sources	19
A	Summary	20
A.1	Status	20
A.2	Comments	20

1 Front


seq_num	700015	Sequence number
obs_id	343	Observation id
title	STUDIES OF RADIO JETS AND THE NARROW LINE REGIONS	Proposal title
observer	Professor Andrew Wilson	Principal investigator
object	NGC 1068	Source name
dtcycle	0	
cycle	P	events are from which exps? P[rimary] S[econdar
ra_targ	40.669583	Observer's specified target RA
dec_targ	-0.013222	Observer's specified target Dec
ra_nom	40.674221053307	Nominal RA
dec_nom	-0.022764510377743	Nominal Dec
roll_nom	306.13407969911	Nominal Roll
revision	4	Processing version of data
ontime	333.86225931346	Sum of GTIs [s]
livetime	58.572326195345	Livetime [s]
ontime7	333.86225931346	Sum of GTIs [s]
l2events	444	Number of level 2 events



2 OBI Primary


2.1 OBI

2.1.1 Images



2.1.2 Bias

Chip 7



2.1.3 Parameters

obi_num	0	Obi number	sched_exp_time	1000.000000	Scheduled observation exposure time
ascdsver	8.1.1	ASCDS version number	ontime	333.86225931346	Sum of GTIs [s]
caldsver	4.1.4	 	ontime7	333.86225931346	Sum of GTIs [s]
date	2009-11-25T12:19:47	Date and time of file creation	l1events	574	Number of level 1 events
revision	4	Processing version of data			

2.1.4 Events

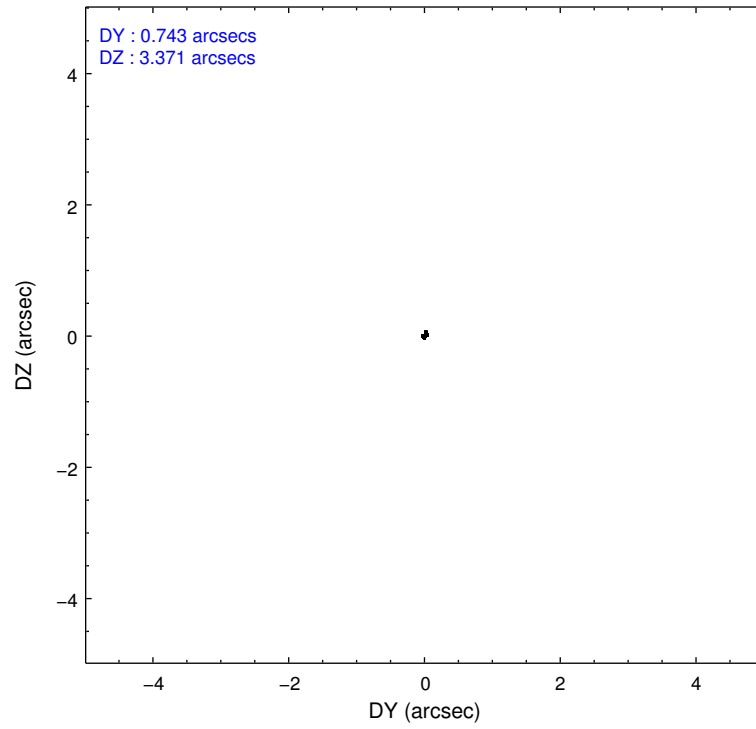
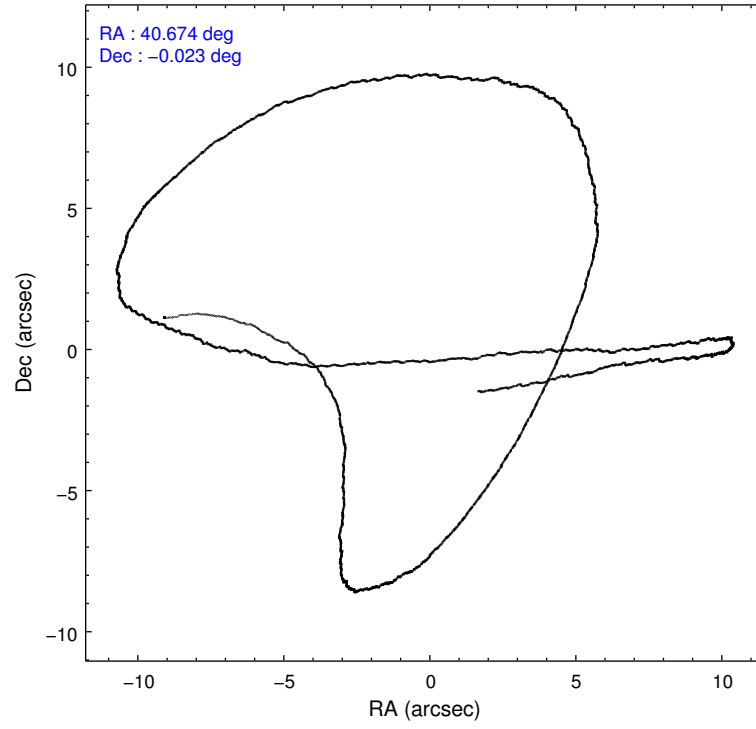
	ccd 7
level 1 events	574
rejected events	124
rejected %	21%

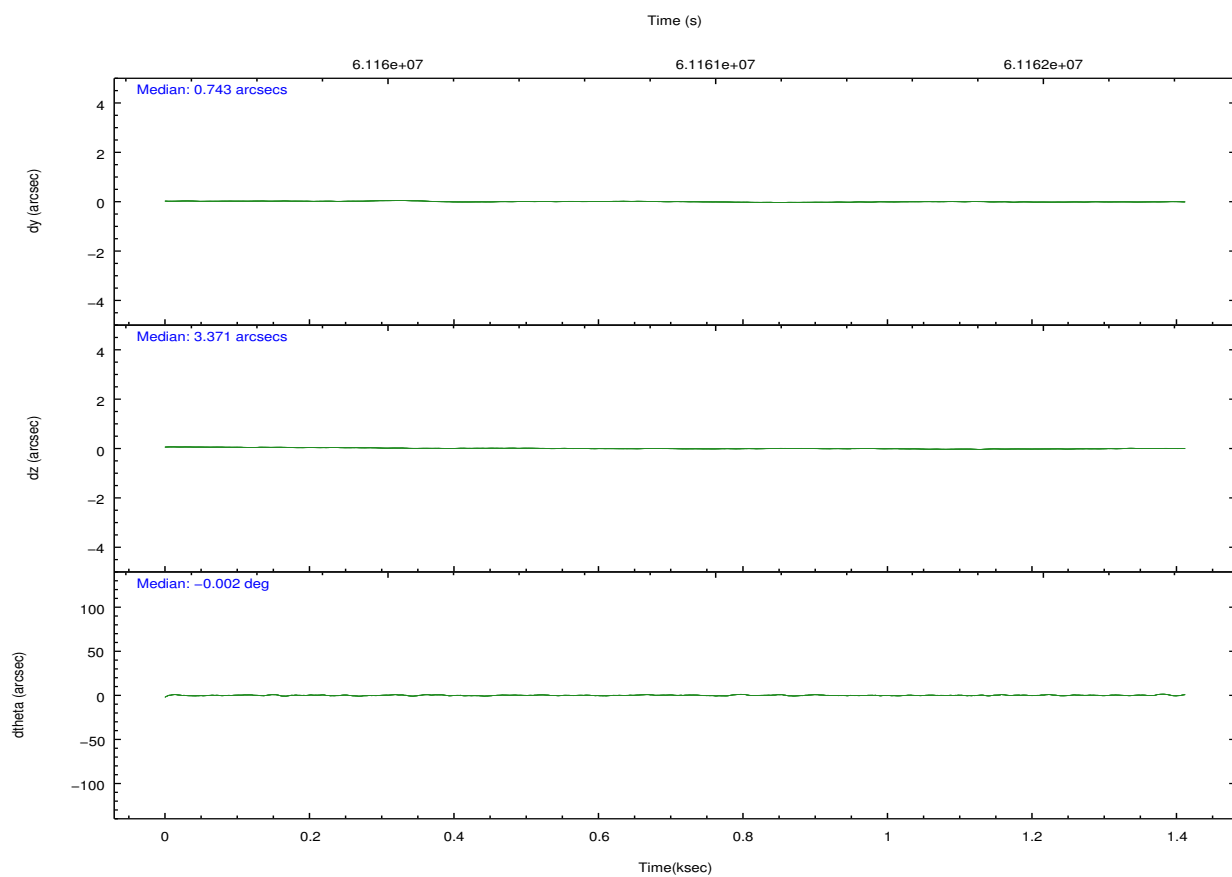
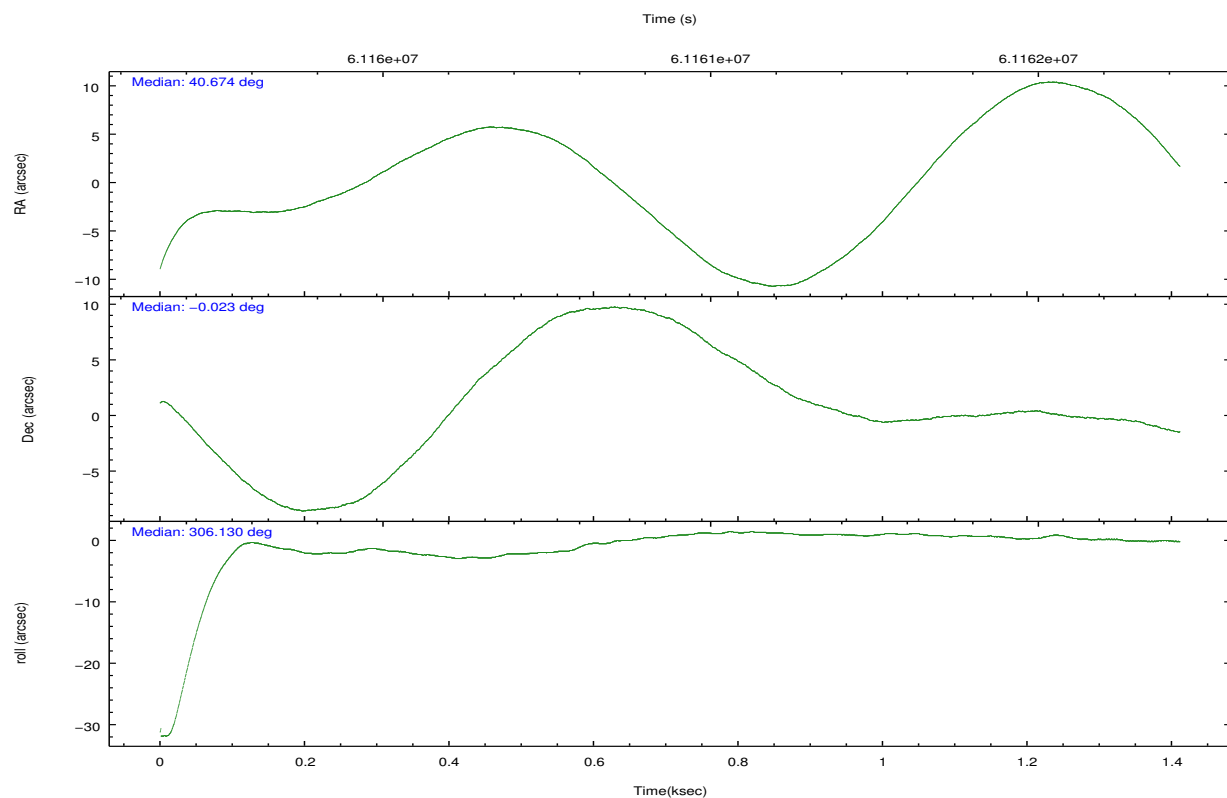
	ccd 7
grade 0 events	166
	28%
grade 1 events	3
	0%
grade 2 events	101
	17%
grade 3 events	64
	11%
grade 4 events	60
	10%
grade 5 events	23
	4%
grade 6 events	59
	10%
grade 7 events	98
	17%

2.2 Compared Parameters

Parameter	Planned	Actual	Parameter	Planned	Actual
Instrument	ACIS	ACIS	Obspar format version number	6	6
Detector	ACIS-7	ACIS-7	Obspar file type	PREDICTED	ACTUAL
Grating	NONE	NONE	Obspar update status	NONE	UPDATED
Data mode	VFAINT	VFAINT	Number of optional ACIS chips dropped	0	0
Observation mode	POINTING	POINTING	On-chip summing requested	N	N
Pointing RA	40.648779	40.674221053307	Subarray requested	CUSTOM	1/8
Pointing Dec	-0.011235	-0.02276451037774293	Subarray start row	447	447
Pointing Roll	305.977714	306.1340796991073	Subarray row count	128	128
SIM focus pos (mm)	-0.684267	-0.6828225247311905	Alternating exposures requested	Y	Y
SIM defocus (mm)	0	0.001444936568705701	Primary exposure time	0.100000	0.1
SIM translation stage pos (mm)	-190.132523	-190.1400660498719	Secondary exposure time	0.400000	0.4
SIM translation stage offset (mm)	0	0.00754346686406393	Duty cycle	2	2
Observation start time	61160644.184000	61159204.341108			
Observation start date	1999-12-09T21:03:00	1999-12-09T20:40:04			
Observation end time	61161644.184000	61162294.203719			
Observation end date	1999-12-09T21:19:40	1999-12-09T21:31:34			
Read mode	TIMED	TIMED			

2.3 Aspect



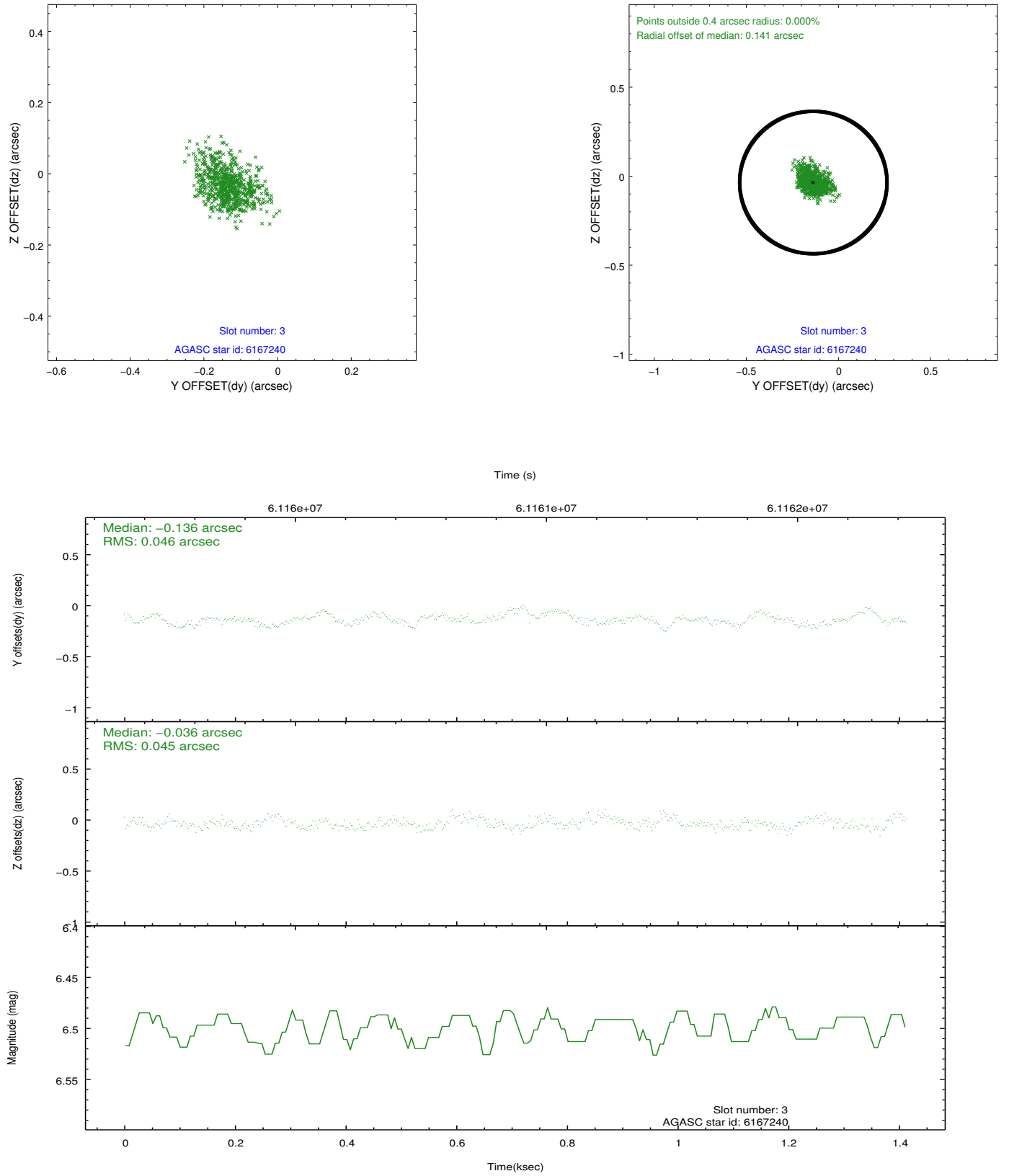


Slot Statistics

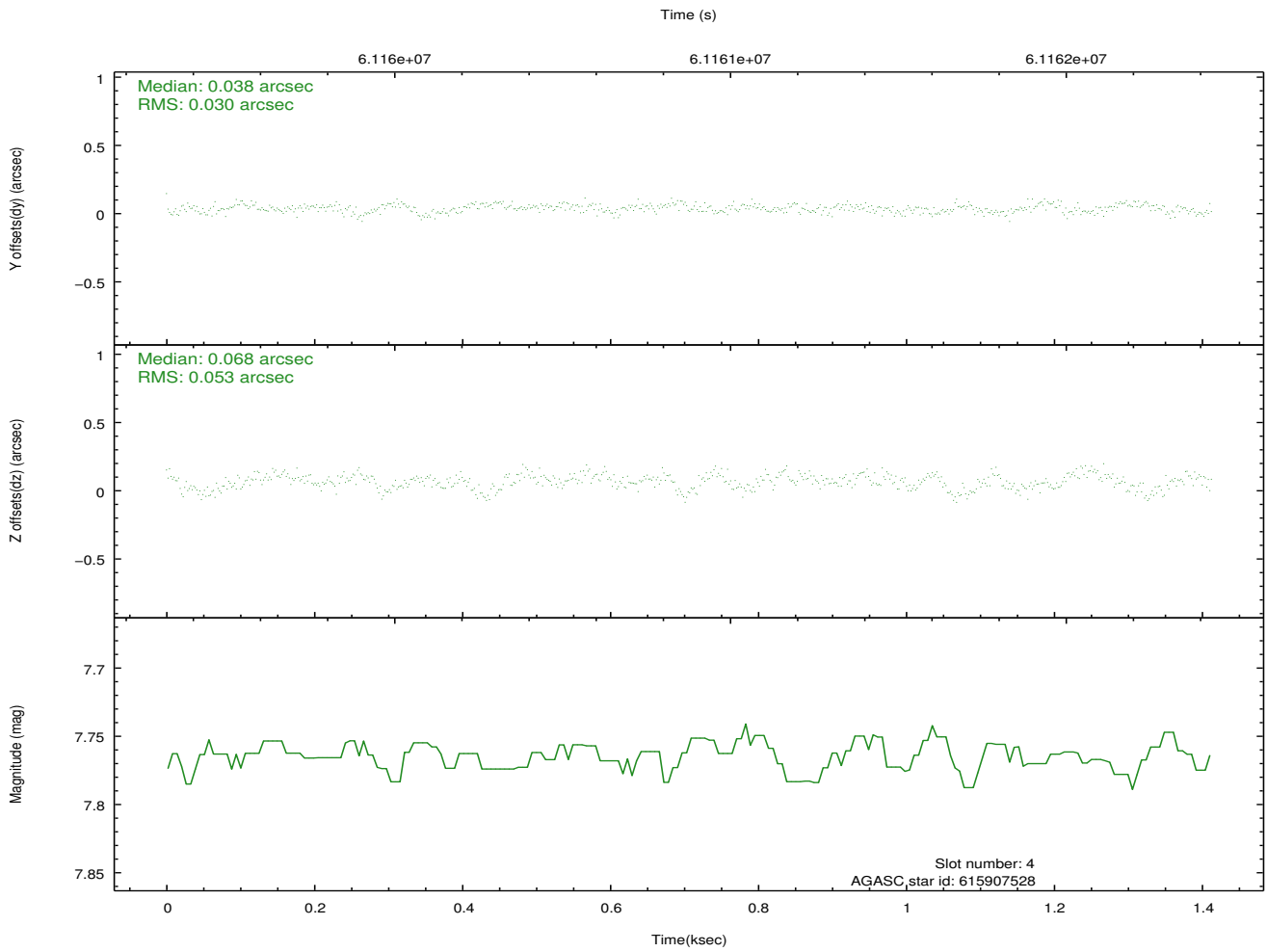
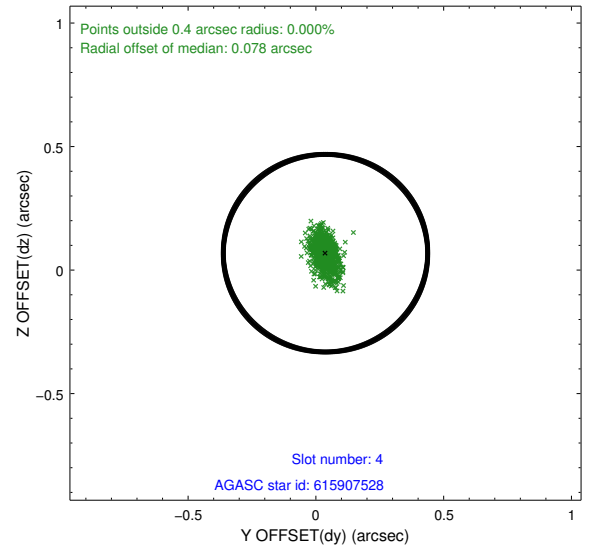
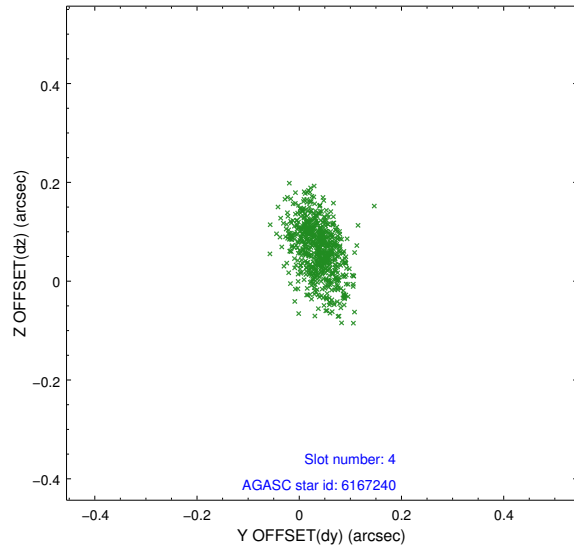
slot	status	id	mag	n_pts	med_dy	med_dz	dr1	dr2	ra	dec	mean_y	mean_z
0	FID	ACIS-S-2	7.11	690	0.005	-0.008	0.006	0.010	0.000000	0.000000	-753.38	-1724.42
1	FID	ACIS-S-4	7.21	690	0.012	-0.000	0.006	0.010	0.000000	0.000000	2158.95	181.63
2	FID	ACIS-S-5	7.24	690	-0.049	0.018	0.007	0.012	0.000000	0.000000	-1803.28	178.04
3	GUIDE	6167240	6.50	690	-0.136	-0.036	0.068	0.114	40.376070	0.546022	-2201.45	383.85
4	GUIDE	615907528	7.76	690	0.038	0.068	0.062	0.114	41.252710	-0.191636	1798.47	1378.67
5	GUIDE	615907472	8.38	690	-0.104	-0.032	0.079	0.125	40.049578	-0.266703	-521.38	-2284.04
6	GUIDE	615913552	8.71	690	0.123	0.090	0.081	0.126	41.235237	-0.003650	1216.34	1721.45
7	GUIDE	615910960	9.63	688	0.082	-0.088	0.089	0.146	40.339678	-0.092669	-415.61	-1070.37

2.4 Star Slots

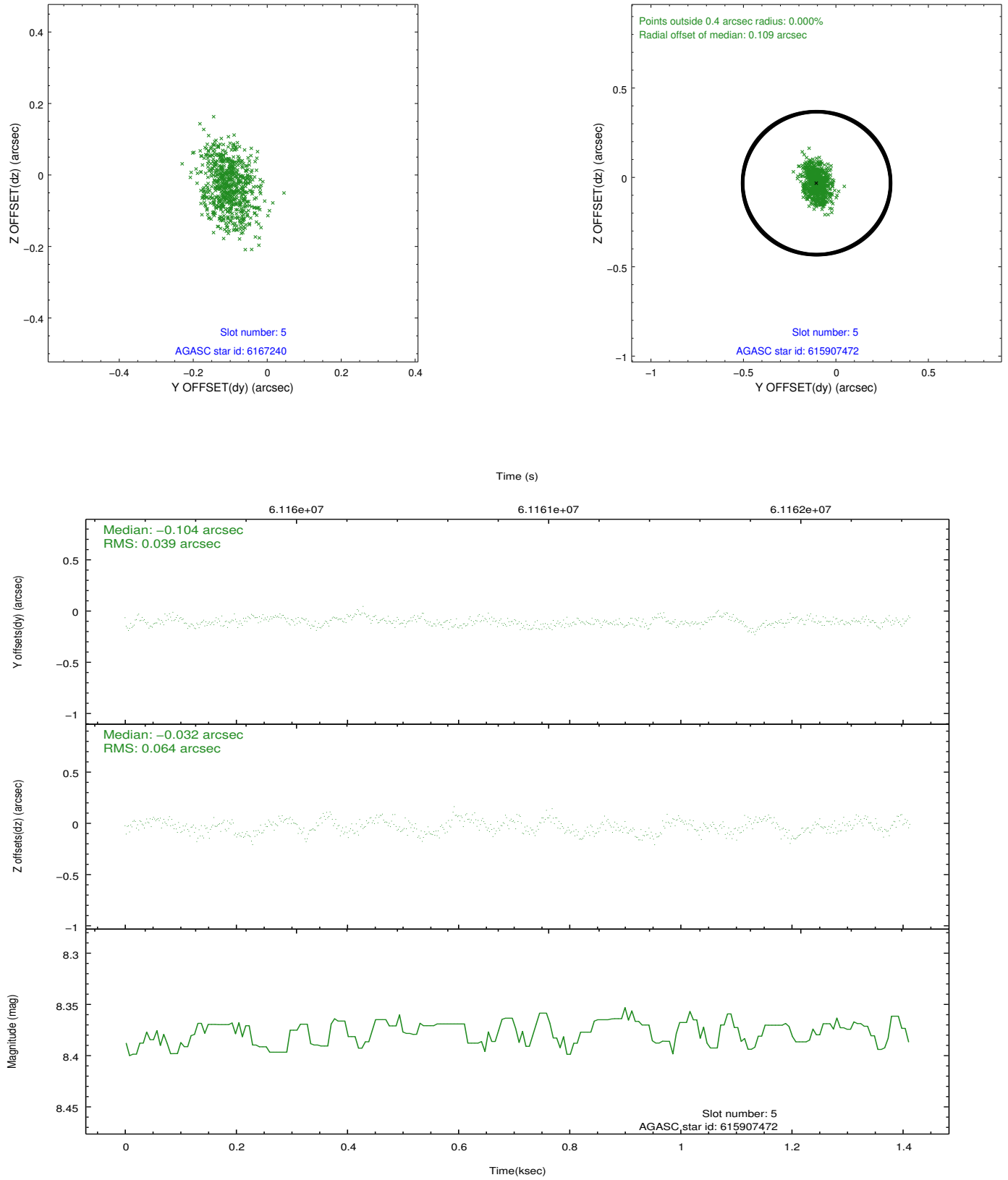
2.4.1 Slot 3



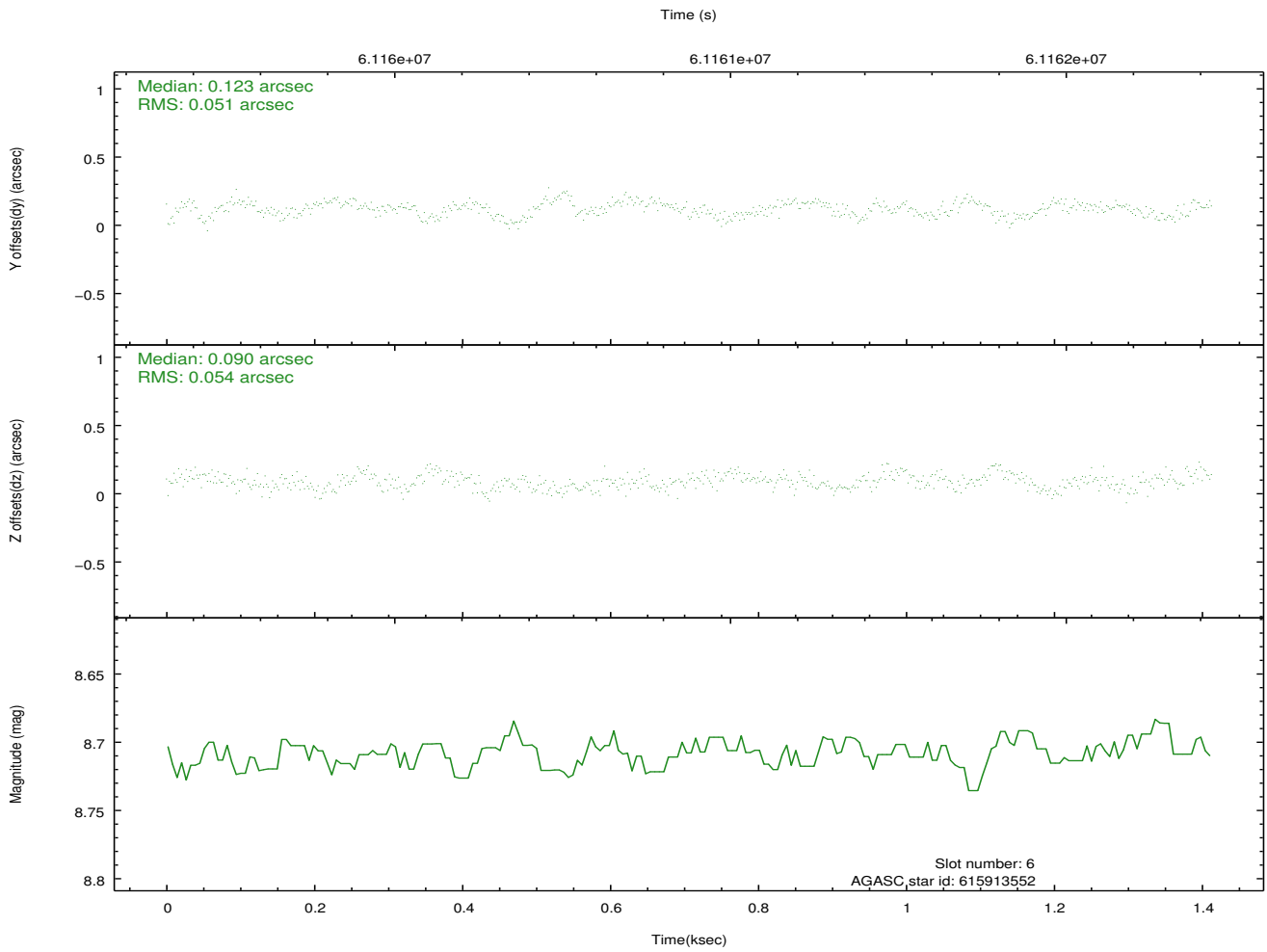
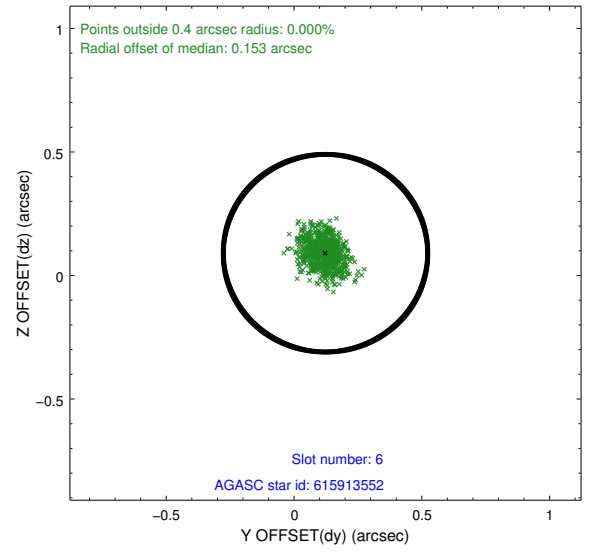
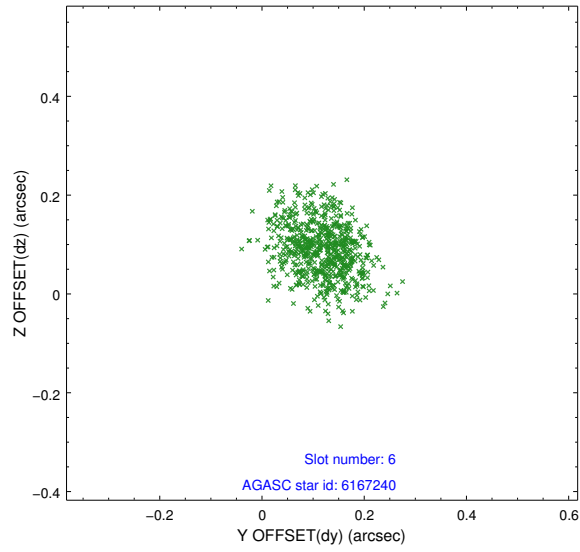
2.4.2 Slot 4



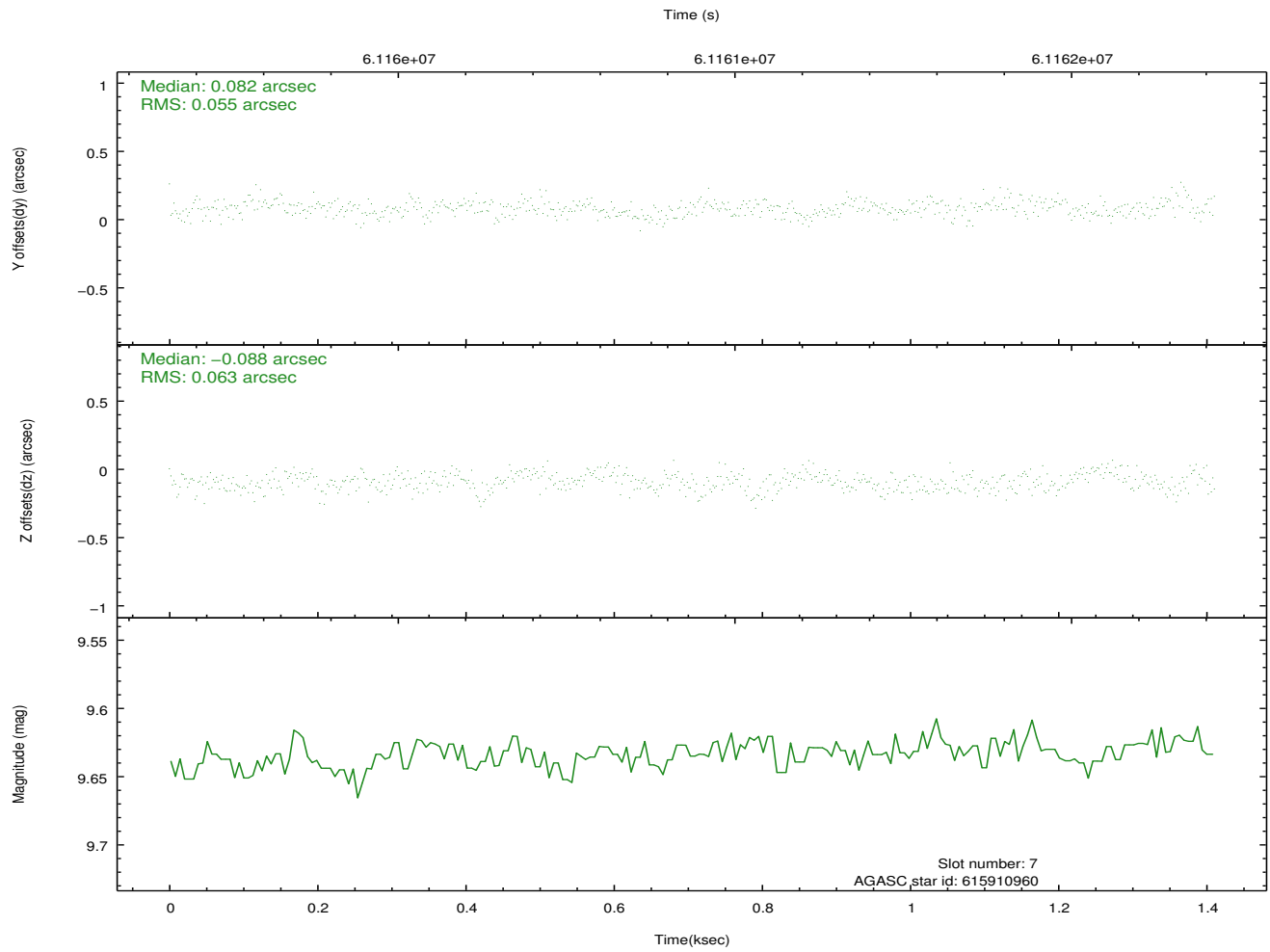
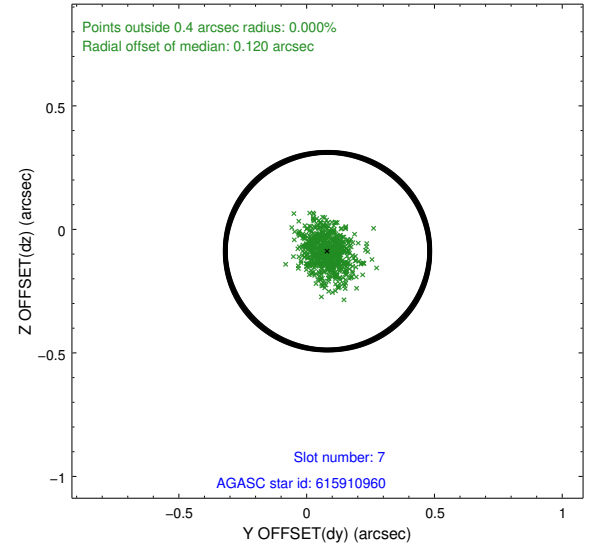
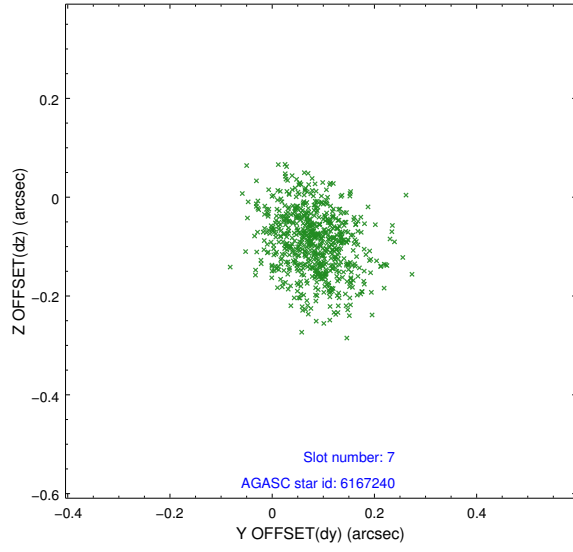
2.4.3 Slot 5



2.4.4 Slot 6

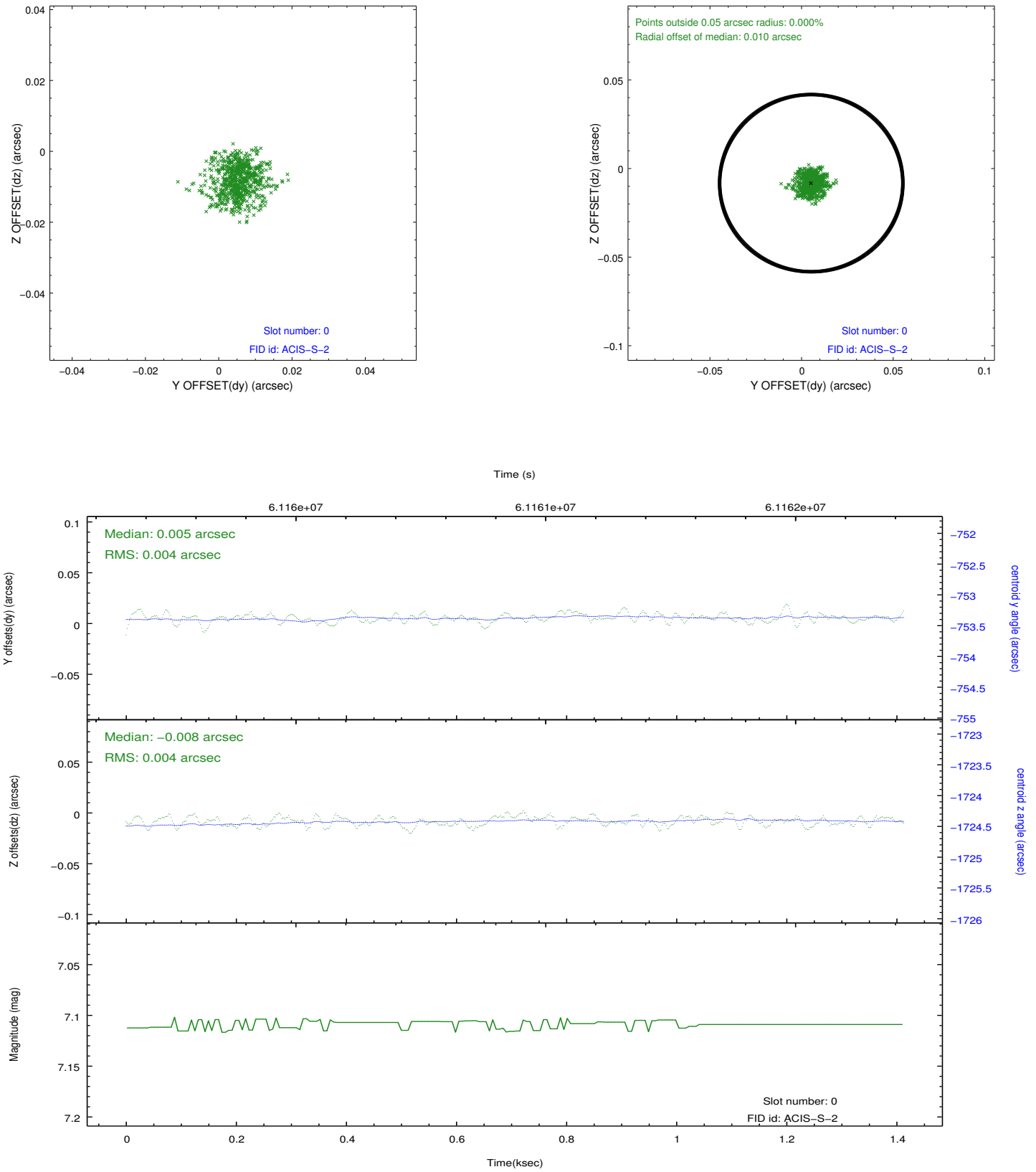


2.4.5 Slot 7

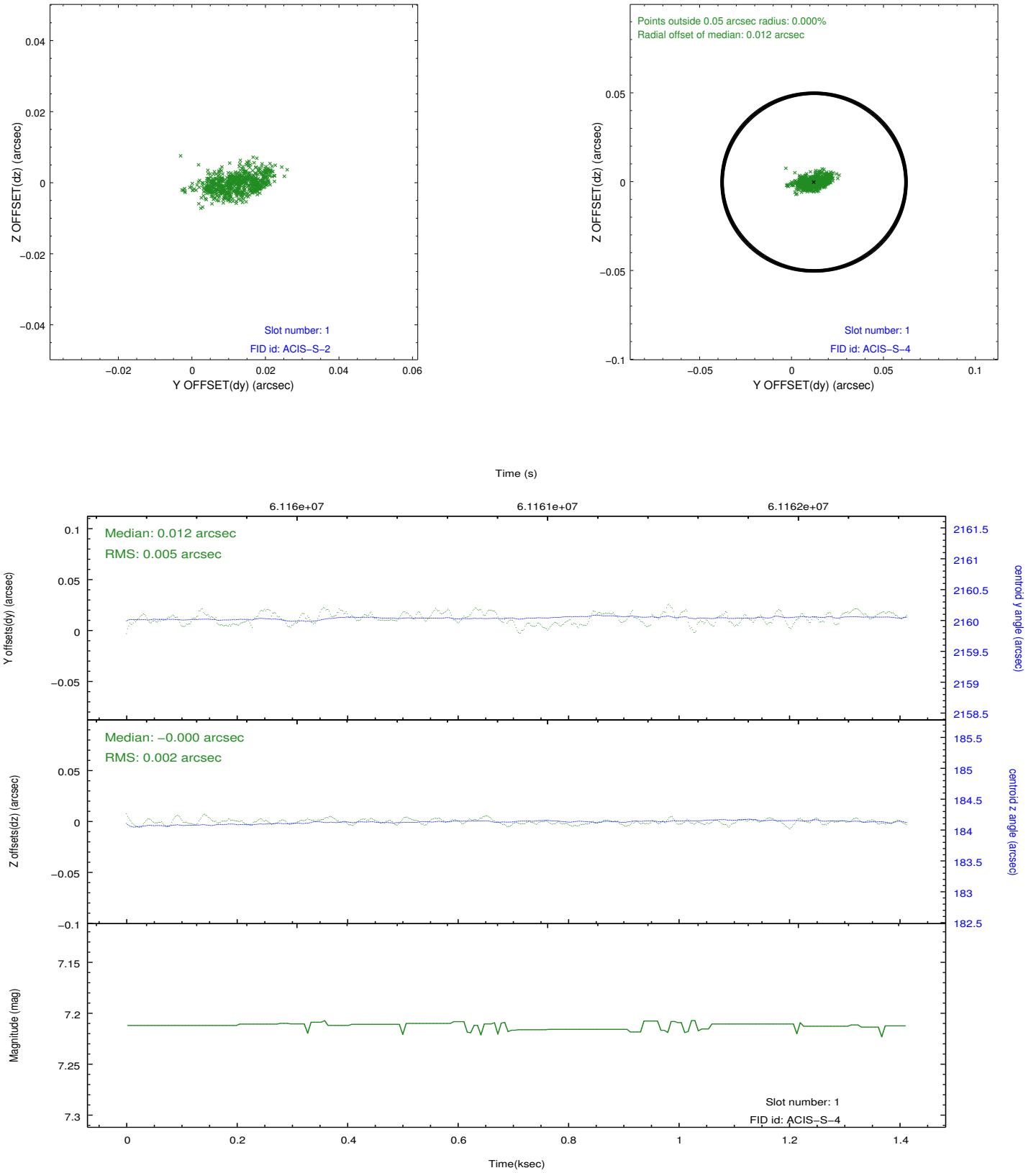


2.5 FID Slots

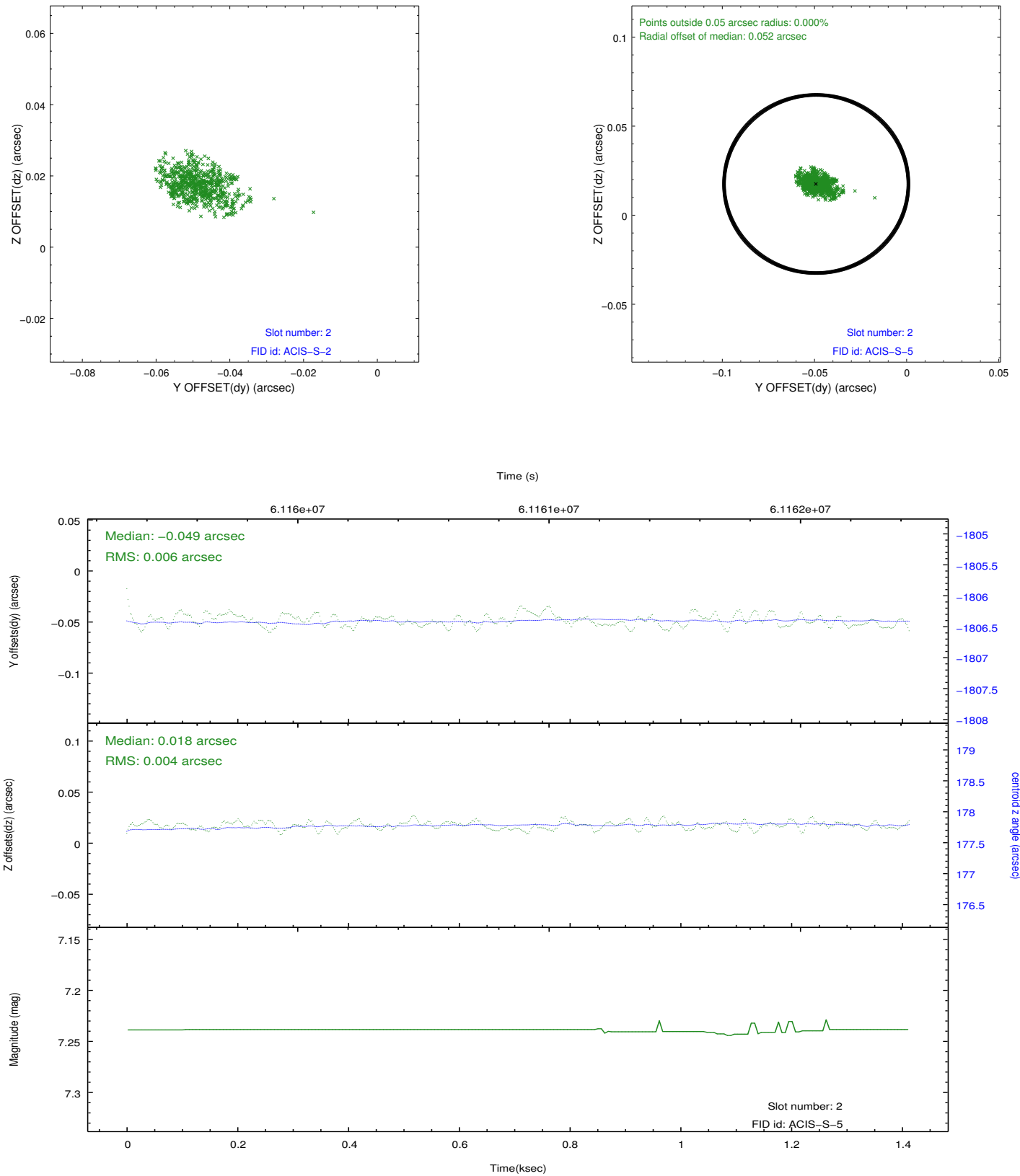
2.5.1 Slot 0



2.5.2 Slot 1




2.5.3 Slot 2



3 OBI Secondary


3.1 OBI

3.1.1 Images



3.1.2 Bias

Chip 7



3.1.3 Parameters

obi_num	0	Obi number	sched_exp_time	1000.000000	Scheduled observation exposure time
ascdsver	8.1.1	ASCDS version number	ontime	517.23382899165	Sum of GTIs [s]
caldbver	4.1.4	 	ontime7	517.23382899165	Sum of GTIs [s]
date	2009-11-25T12:20:34	Date and time of file creation	l1events	3291	Number of level 1 events
revision	4	Processing version of data			

3.1.4 Events

	ccd 7
level 1 events	3291
rejected events	666
rejected %	20%

	ccd 7
grade 0 events	913
	27%
grade 1 events	39
	1%
grade 2 events	632
	19%
grade 3 events	298
	9%
grade 4 events	275
	8%
grade 5 events	144
	4%
grade 6 events	509
	15%
grade 7 events	481
	14%

4 Point Sources

A Summary

A.1 Status

V&V Scientist	Joy Nichols
V&V Date (YYYY-MM-DD)	2010.02.11
V&V Edition	1
V&V Disposition and Status	OK
V&V Charge Time	0.851

A.2 Comments

The focal plane temperature is approximately -110 C during this observation. This reprocessing of the data applies no CTI correction because none is available for this temperature at present.

The ACIS CTI correction has not been calibrated at this temperature, because it was early in the mission, and ACIS had not yet been lowered to the standard -119.7 C. Both front and back illuminated chips are affected. However a T_GAIN correction has been applied to the BI chips (ACIS-5 and ACIS-7) data included here.

The ACIS spectral response calibration is less accurate at these warmer temperatures than it is at -119.7 C. Users whose science objectives depend on the most accurate spectral response (ie: fitting line-rich spectra) may notice an effect. Users whose science objectives do not depend on the most accurate spectral response should not notice an effect.