

# V&V Reference Report

## L2 ASCDS Version : 7.6.8

Observation 4316 - L2 Version 001  
Chandra X-Ray Center

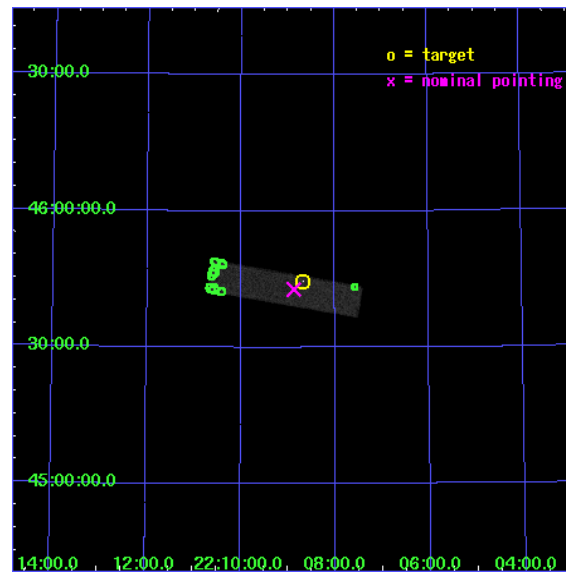
L2 Processing Date : Jul 7 2006

## Contents

<b>1</b>	<b>Front</b>	<b>2</b>
<b>2</b>	<b>OBI</b>	<b>3</b>
2.1	OBI . . . . .	3
2.1.1	Images . . . . .	3
2.1.2	Parameters . . . . .	4
2.1.3	Events . . . . .	4
2.2	Compared Parameters . . . . .	5
2.3	Aspect . . . . .	6
2.4	Star Slots . . . . .	9
2.4.1	Slot 3 . . . . .	9
2.4.2	Slot 4 . . . . .	10
2.4.3	Slot 5 . . . . .	11
2.4.4	Slot 6 . . . . .	12
2.4.5	Slot 7 . . . . .	13
2.5	FID Slots . . . . .	14
2.5.1	Slot 0 . . . . .	14
2.5.2	Slot 1 . . . . .	15
2.5.3	Slot 2 . . . . .	16
<b>3</b>	<b>Point Sources</b>	<b>17</b>
<b>A</b>	<b>Summary</b>	<b>18</b>
A.1	Status . . . . .	18
A.2	Comments . . . . .	18

# 1 Front


seq_num	290276
obs_id	4316
title	AO4B CALIBRATION OBSERVATIONS TO MONITOR SPATIAL VARIATIONS IN THE HRC-S GAIN
observer	Dr. CXC Calibration
object	ARLAC
ra_targ	332.17
dec_targ	45.742306
ra_nom	332.21821337705
dec_nom	45.713294362466
roll_nom	189.75325779876
revision	2
ontime	1143.1312989295
livetime	1137.4221336282
l2events	37352



## 2 OBI

### 2.1 OBI

#### 2.1.1 Images



### 2.1.2 Parameters

obi_num	0
ascdsver	7.6.8
caldbver	3.2.2
date	2006-07-07T20:26:03
revision	2

sched_exp_time	1000.000000
ontime	1189.2563008964
l1events	65933

### 2.1.3 Events

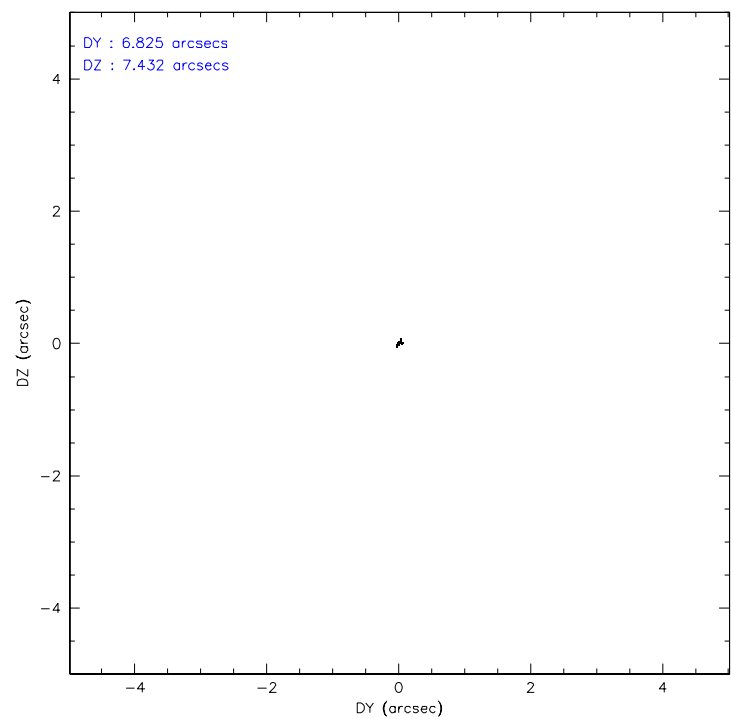
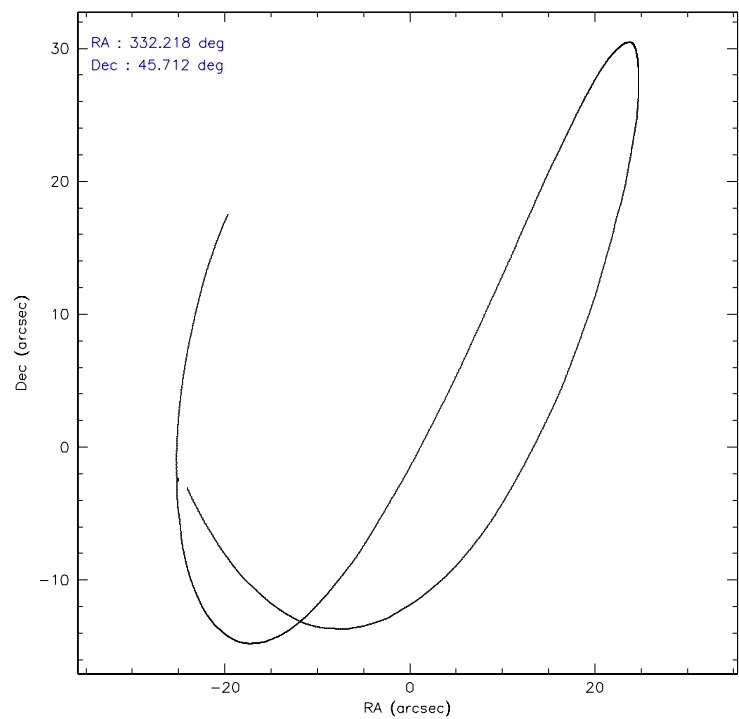
Level 1 Events

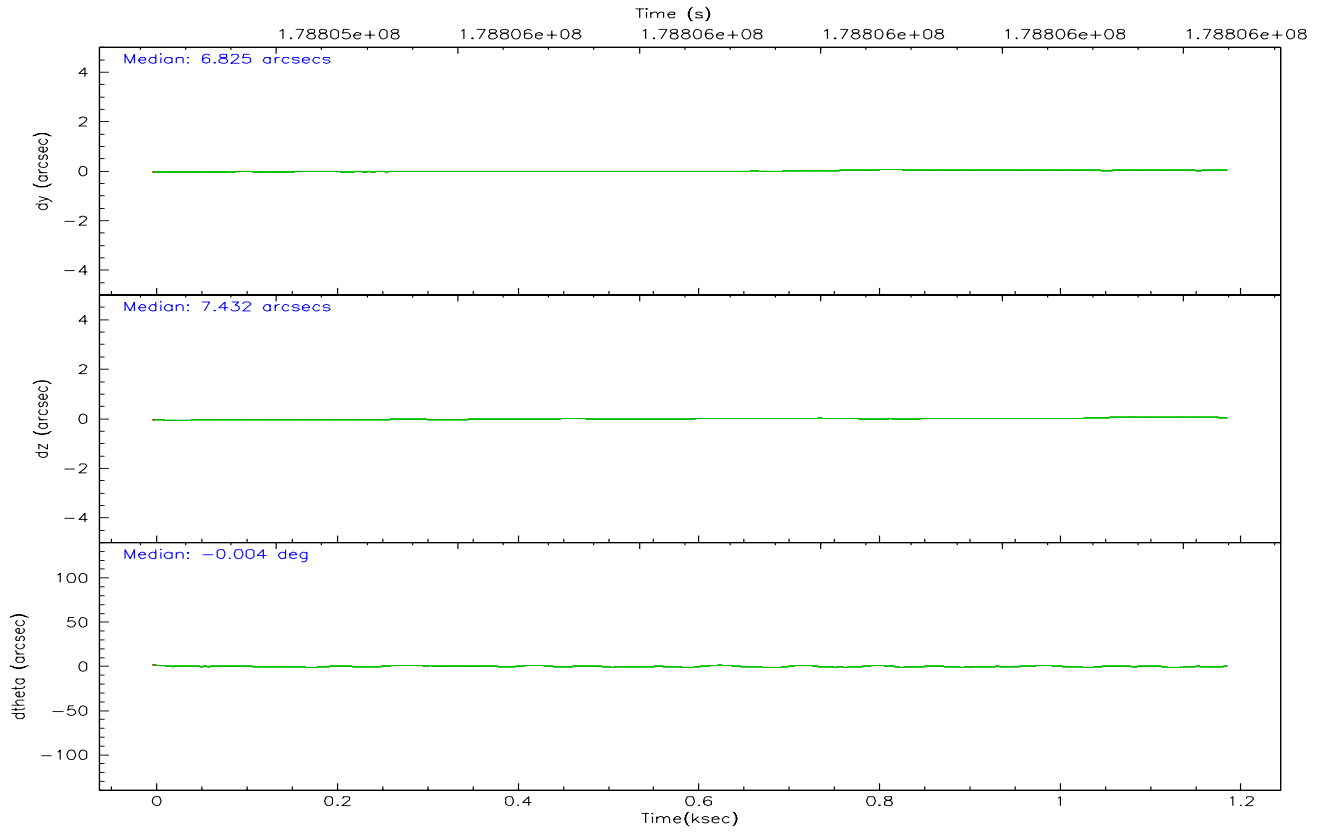
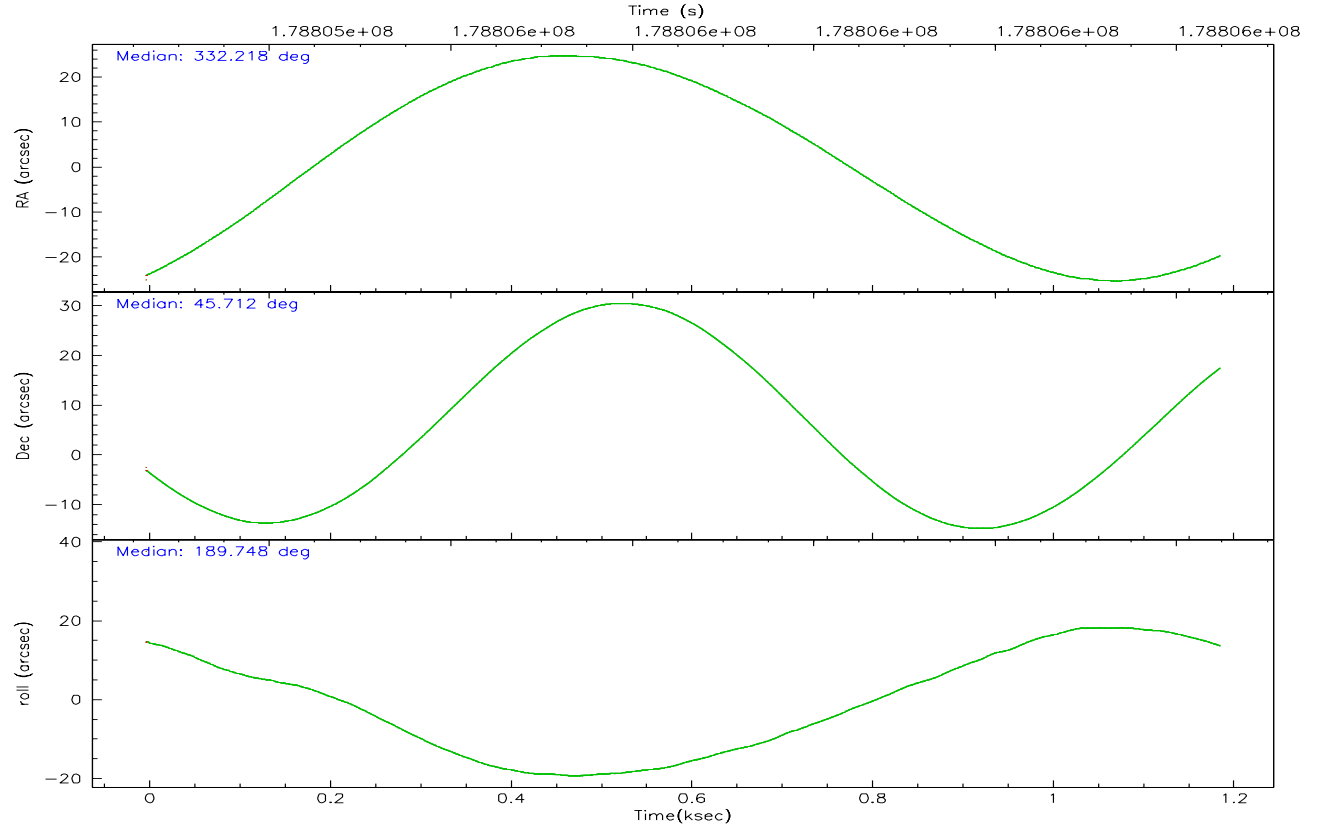
	<b>segment 1</b>	<b>segment 2</b>	<b>segment 3</b>
level 1 events	1010	63866	1057
rejected events	1010	23603	1057
rejected %	100%	36%	100%

## 2.2 Compared Parameters

Parameter	Planned	Actual	Parameter	Planned	Actual
Instrument	HRC	HRC	Obspar format version number	6	6
Detector	HRC-S	HRC-S	Obspar file type	PREDICTED	ACTUAL
Grating	NONE	NONE	Obspar update status	NONE	UPDATED
Data mode	OBSERVING	OBSERVING			
Observation mode	POINTING	POINTING			
Pointing RA	332.248640	332.2182133770452			
Pointing Dec	45.733757	45.71329436246648			
Pointing Roll	189.664144	189.7532577987554			
SIM focus pos (mm)	-1.429586	-1.428180813131781			
SIM defocus (mm)	0.1037507710433287	0.1051558262725154			
SIM translation stage pos (mm)	250.455976	250.466033080201			
SIM translation stage offset (mm)	0	-0.01005468664627074			
Observation start time	178805448.184000	178805072.86985			
Observation start date	2003-09-01T12:09:44	2003-09-01T12:04:32			
Observation end time	178806448.184000	178806582.69491			
Observation end date	2003-09-01T12:26:24	2003-09-01T12:29:42			

2.3 Aspect





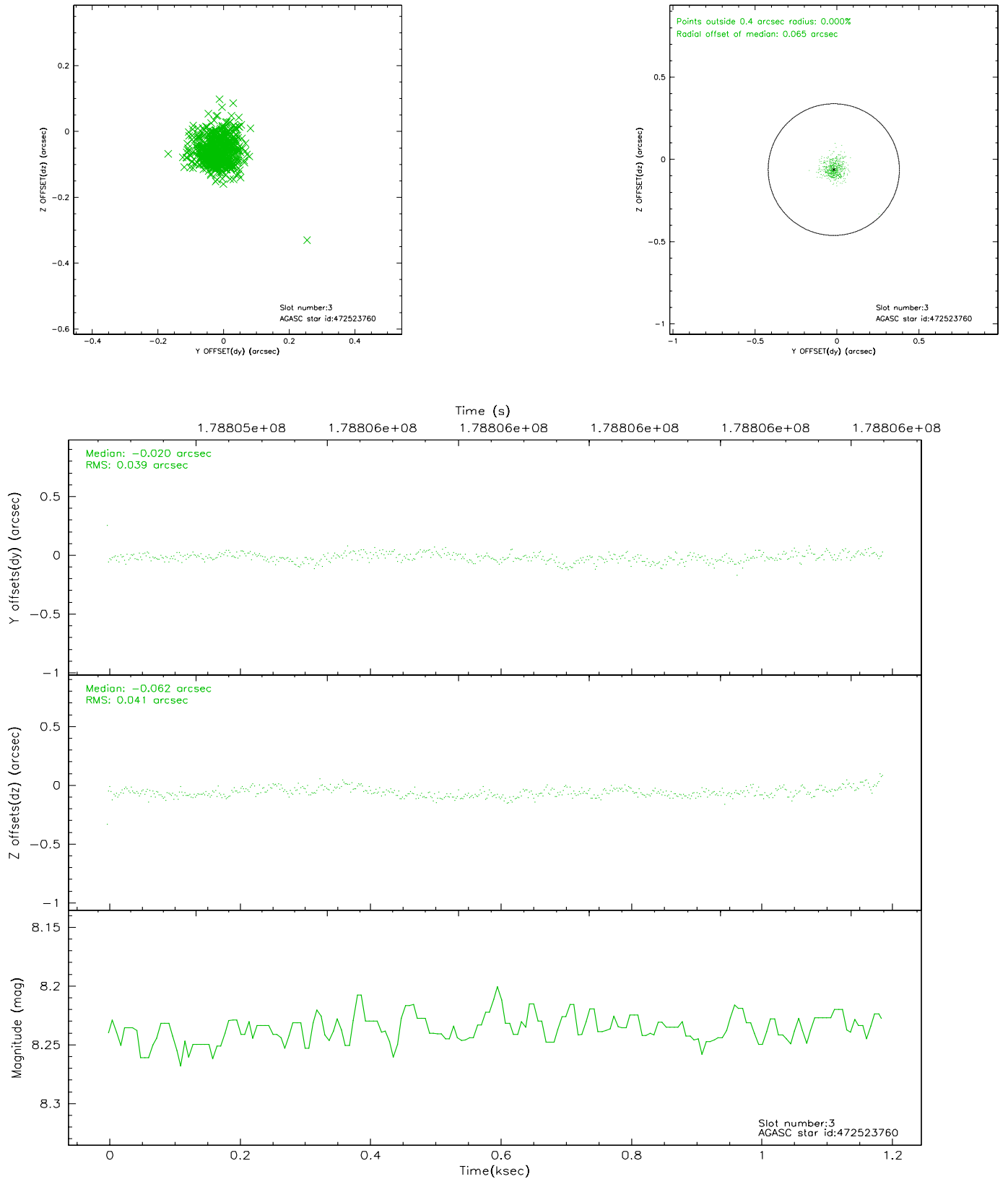
### Slot Statistics

slot	status	id	mag	n_pts	med_dy	med_dz	dr1	dr2	ra	dec	mean_y	mean_z
0	FID	HRC-S-1	7.03	291	0.111	-0.111	0.006	0.011	0.000000	0.000000	-1161.00	-456.00
1	FID	HRC-S-2	7.03	291	0.159	-0.105	0.006	0.010	0.000000	0.000000	1234.74	-450.19
2	FID	HRC-S-3	7.04	291	0.119	-0.085	0.007	0.012	0.000000	0.000000	-1159.47	572.01
3	GUIDE	472523760	8.24	581	-0.020	-0.062	0.056	0.095	331.645363	45.403260	1700.80	907.76
4	GUIDE	472527720	7.00	581	-0.122	-0.028	0.067	0.120	331.460205	45.112509	2350.03	1856.99
5	GUIDE	472655152	9.44	581	0.132	0.042	0.104	0.182	332.504239	45.862991	-706.86	-352.54
6	GUIDE	472659832	9.46	581	0.052	0.021	0.091	0.153	332.780399	46.098139	-1531.73	-1079.10
7	GUIDE	472533912	9.16	580	-0.058	0.035	0.107	0.175	331.791136	46.368695	732.59	-2452.78

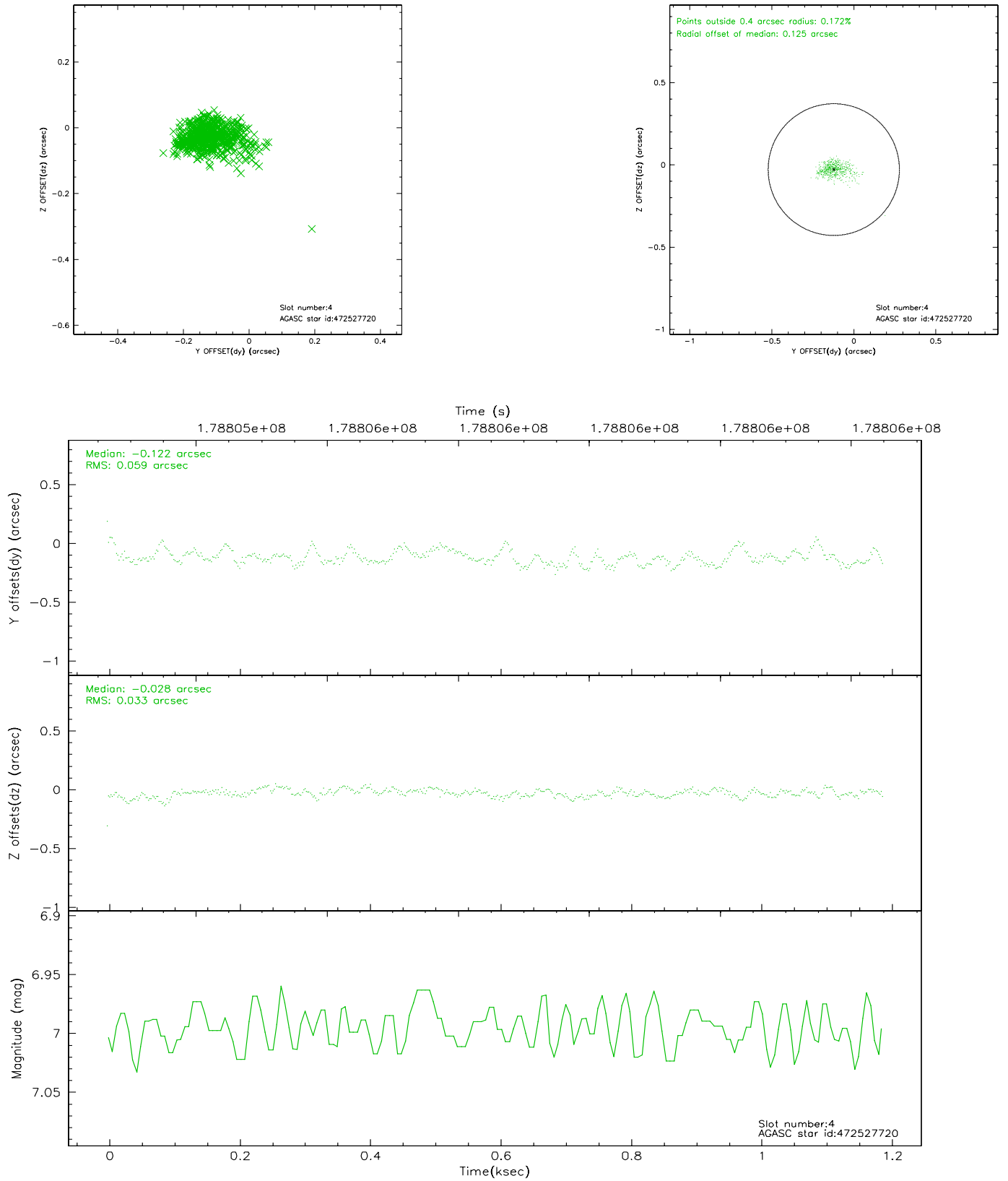


## 2.4 Star Slots

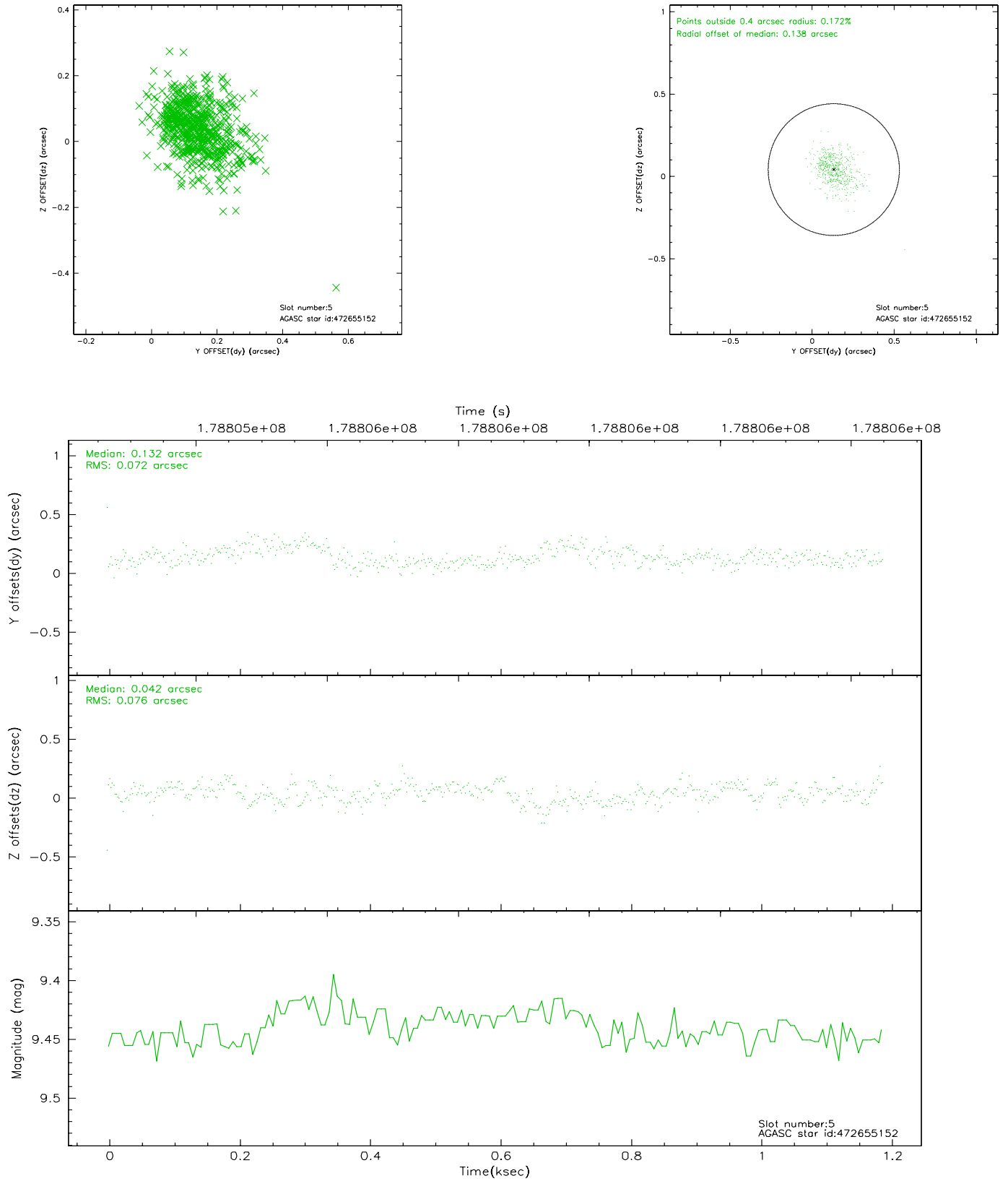
### 2.4.1 Slot 3



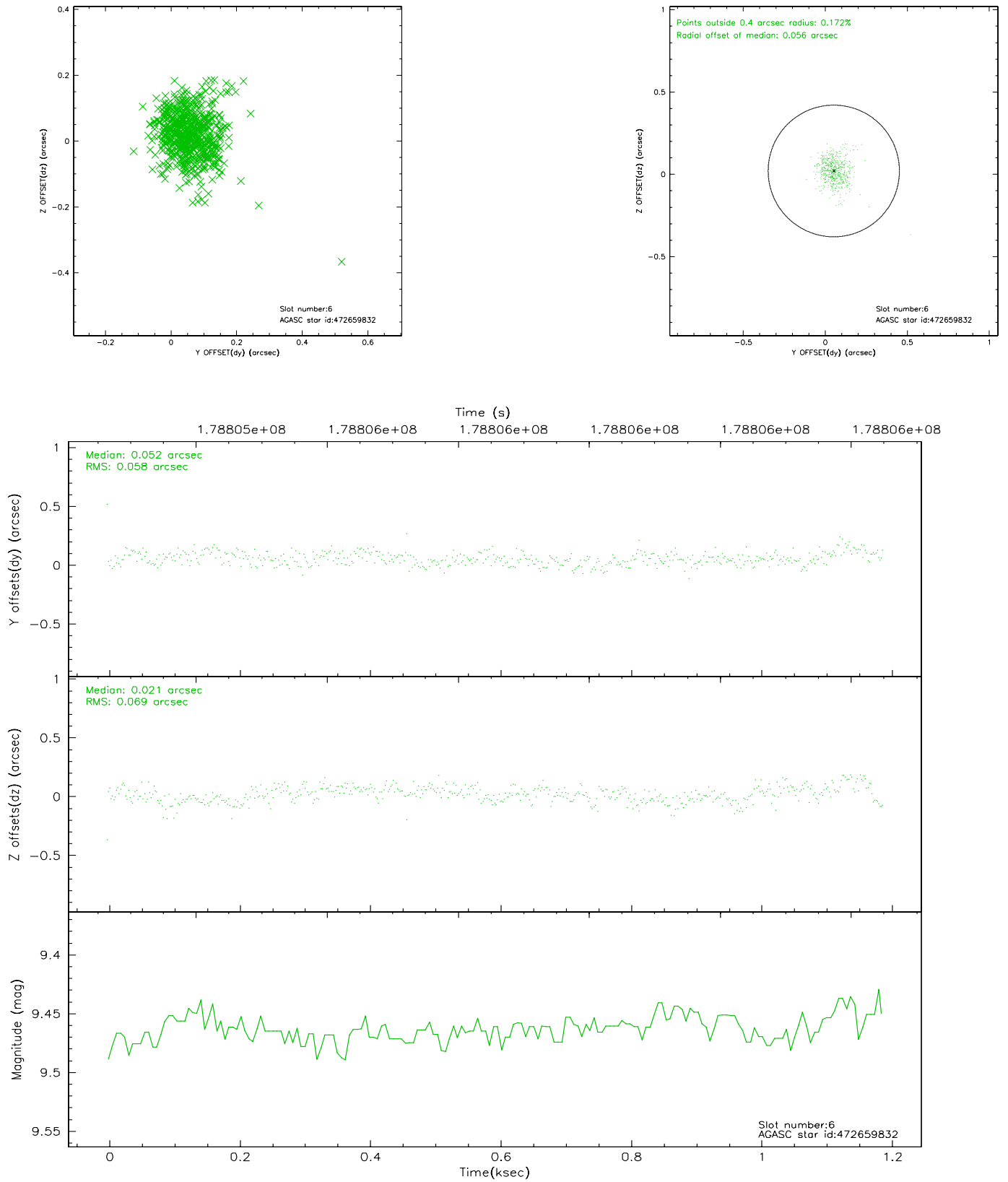
## 2.4.2 Slot 4



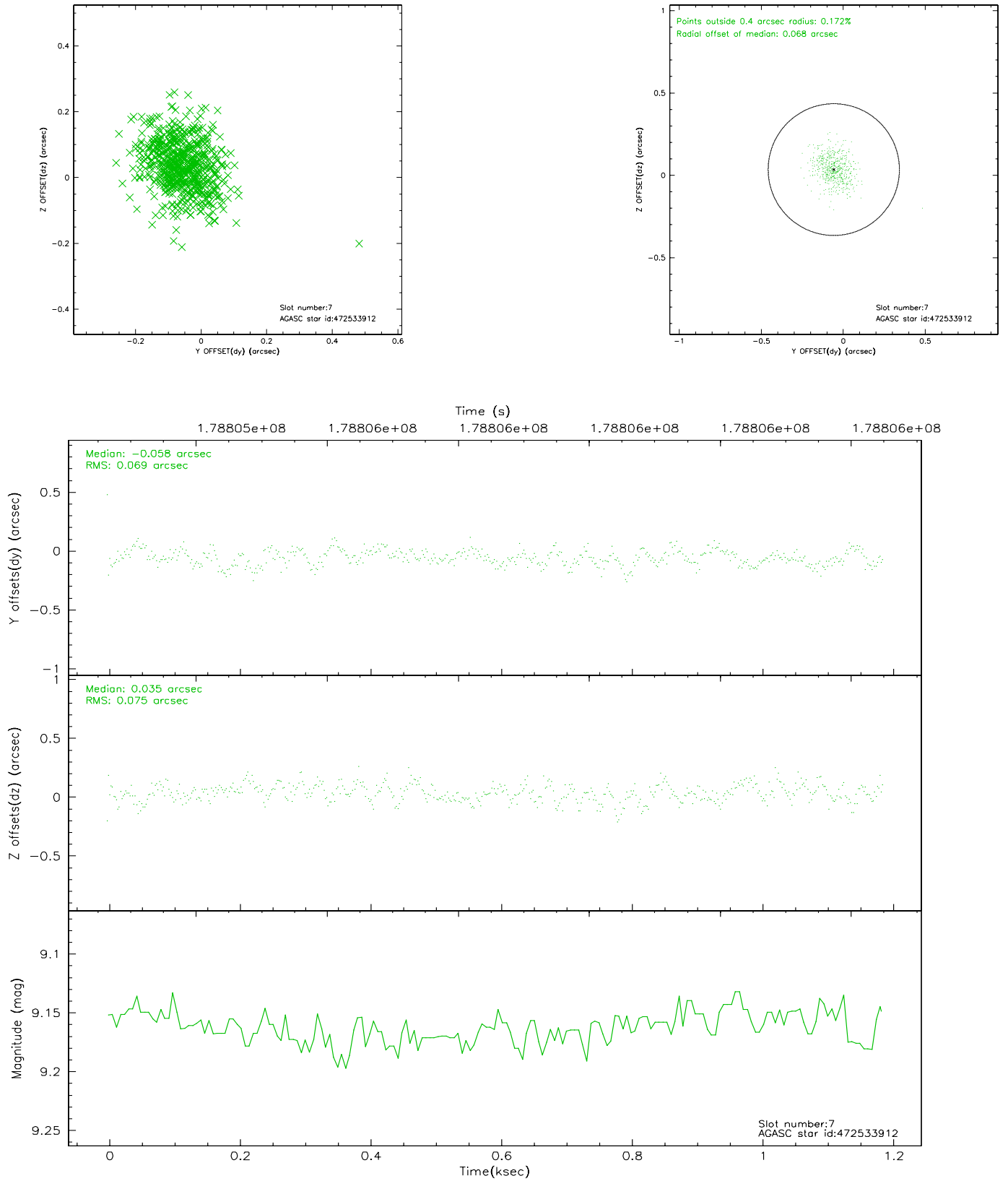
### 2.4.3 Slot 5



## 2.4.4 Slot 6

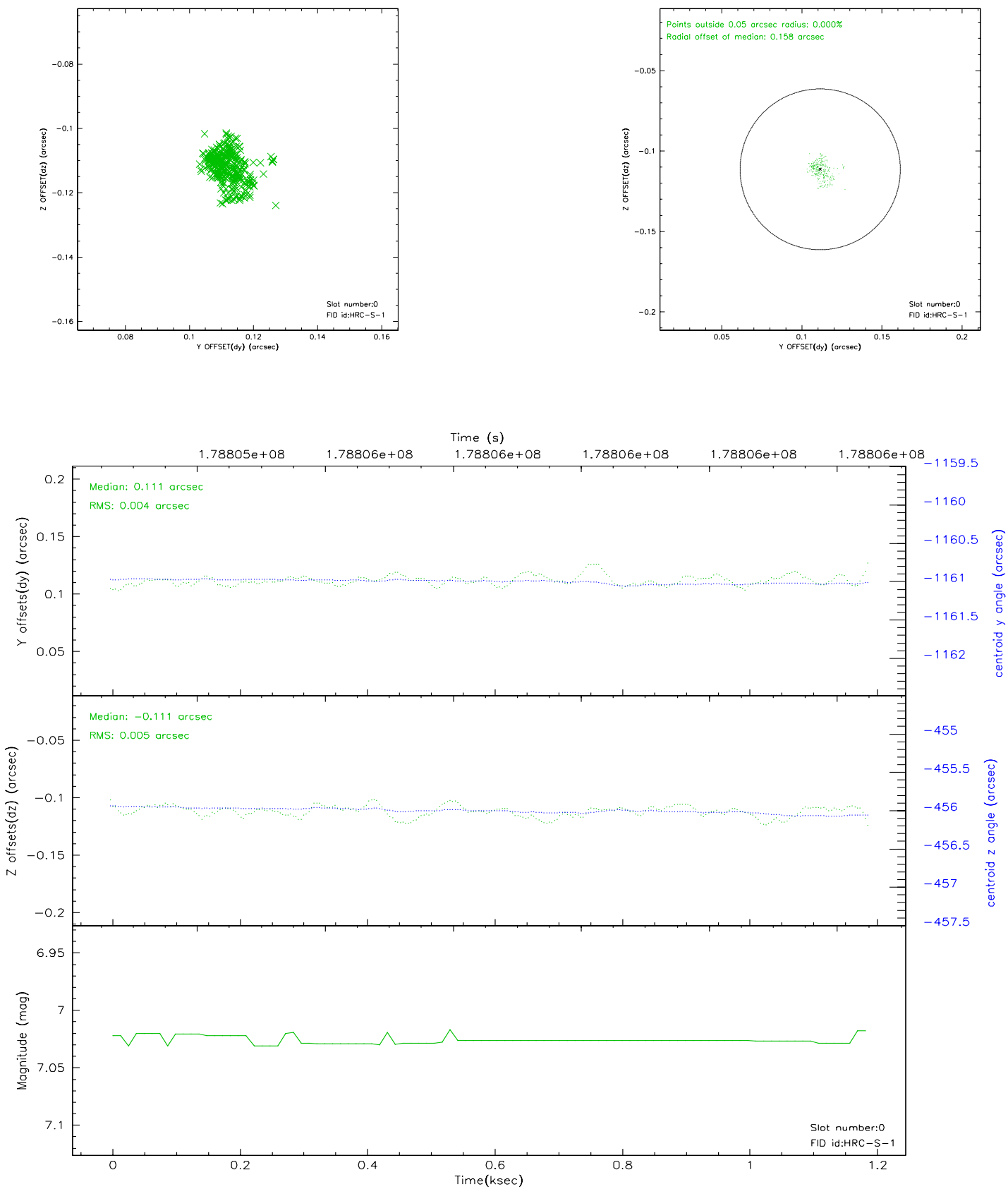


## 2.4.5 Slot 7

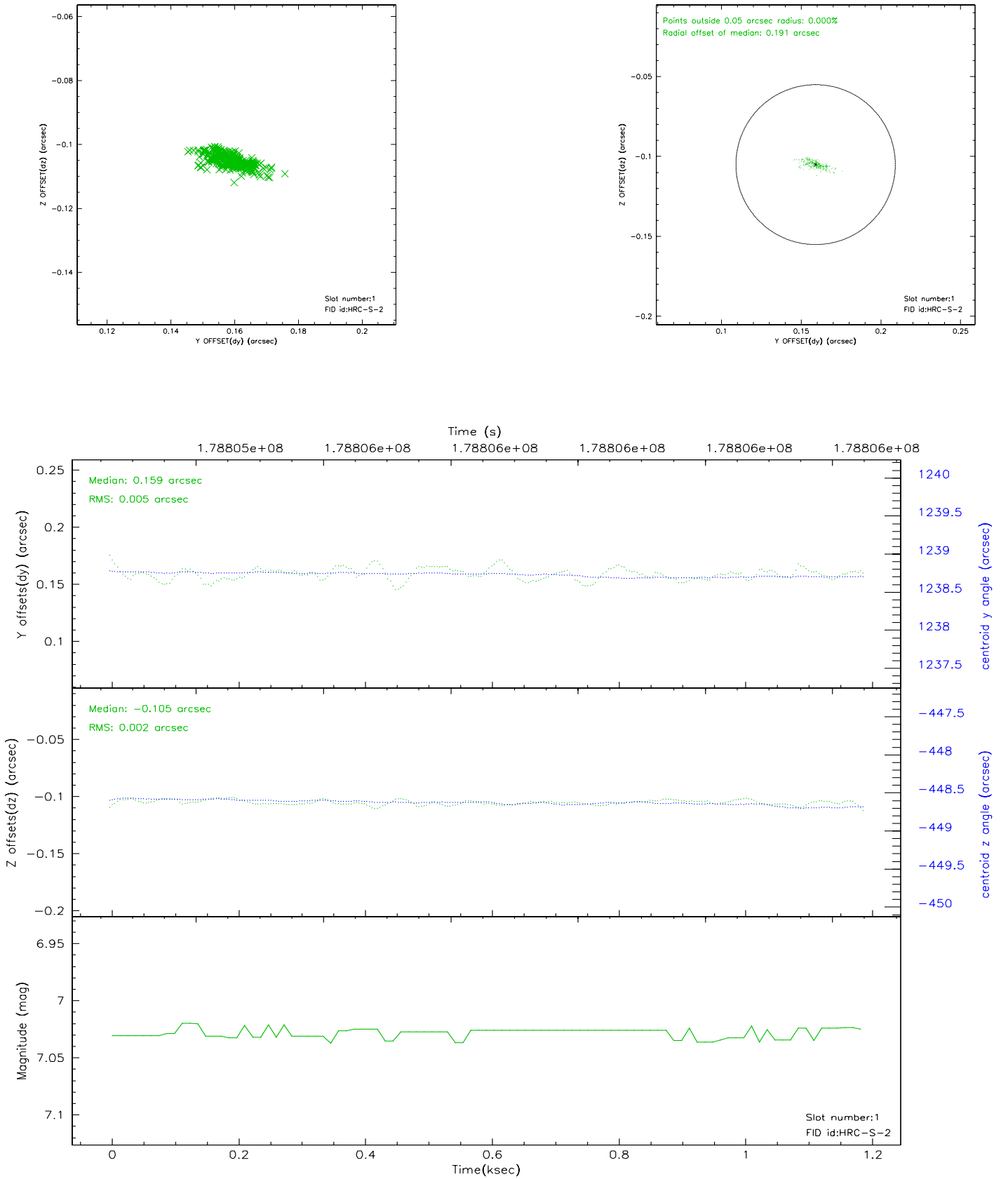


## 2.5 FID Slots

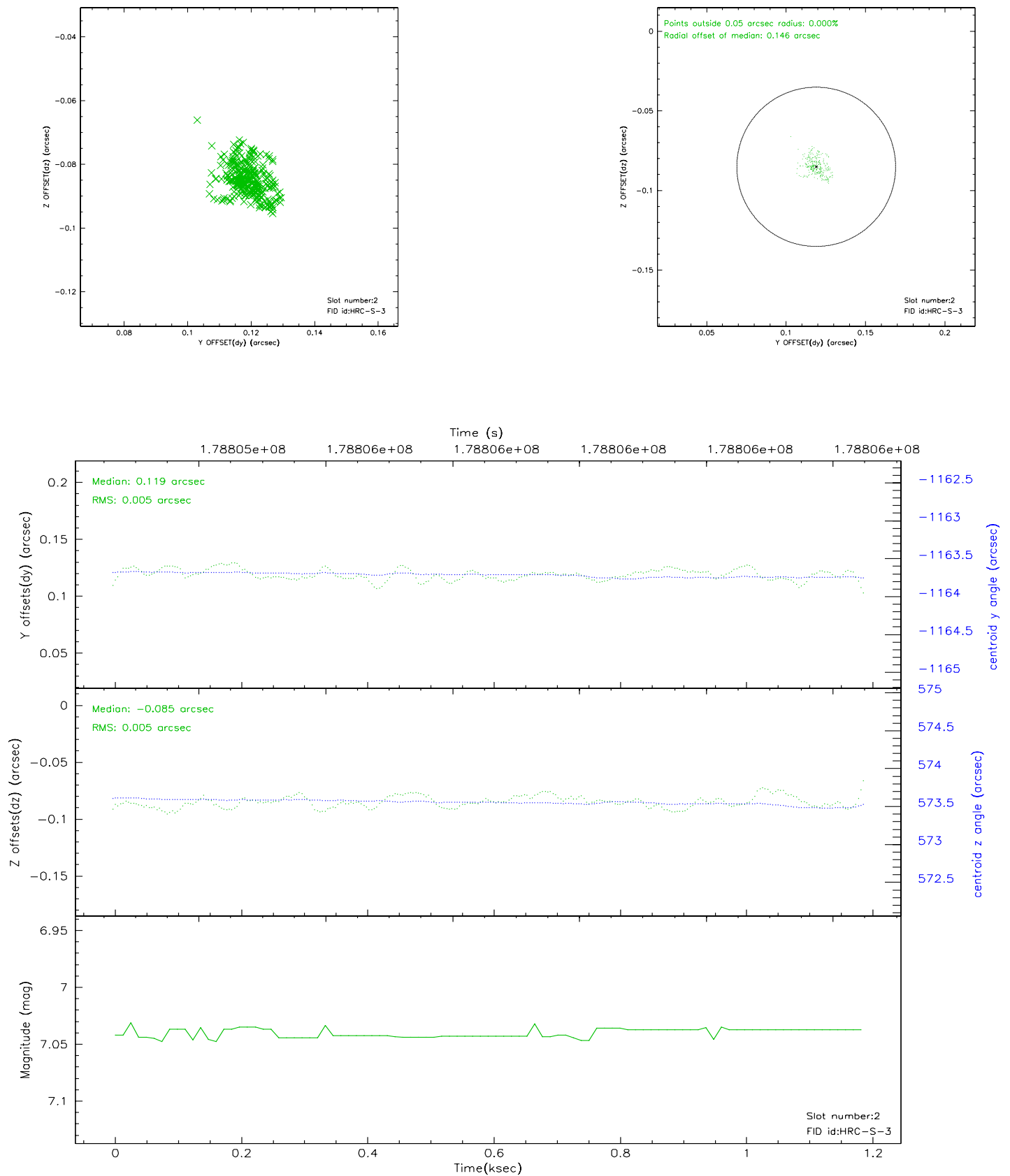
### 2.5.1 Slot 0



## 2.5.2 Slot 1




### 2.5.3 Slot 2





### 3 Point Sources



## A Summary

### A.1 Status

V&V Scientist	Jen Lauer
V&V Date (YYYY-MM-DD)	2006.07.10
V&V Edition	1
V&V Disposition and Status	OK
V&V Charge Time	1.143

### A.2 Comments

Monitor constraint met.