

V&V Reference Report

L2 ASCDS Version : 8.1.2

Observation 62558 - L2 Version 4

Chandra X-Ray Center

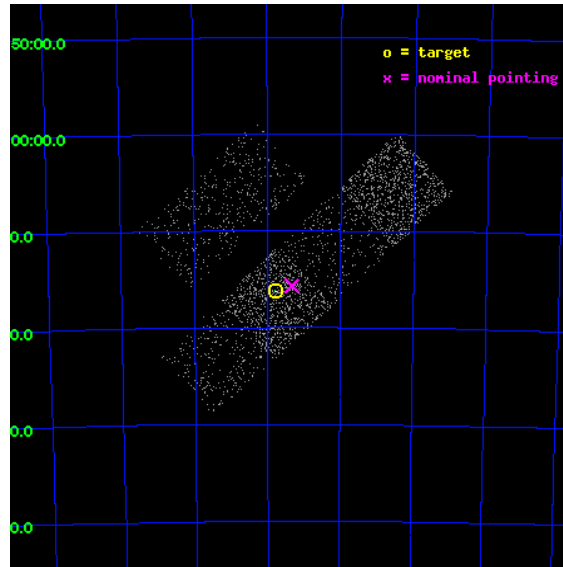
L2 Processing Date : Jul 10 2010

Contents

1	Front	2
2	OBI	3
2.1	OBI	3
2.1.1	Images	3
2.1.2	Bias	3
2.1.3	Parameters	4
2.1.4	Events	4
2.2	Compared Parameters	5
2.3	Aspect	6
2.4	Star Slots	9
2.4.1	Slot 3	9
2.4.2	Slot 4	10
2.4.3	Slot 5	11
2.4.4	Slot 6	12
2.4.5	Slot 7	13
2.5	FID Slots	14
2.5.1	Slot 2	14
3	Point Sources	15
A	Summary	16
A.1	Status	16
A.2	Comments	16

1 Front


seq_num	780213	Sequence number
obs_id	62558	Observation id
title	ACIS Focus Test	Proposal title
observer	Dr. CXC Calibration	Principal investigator
object	PKS0637-752	Source name
dtcycle	0	
cycle	P	events from which exps? Prim/Second/Both
ra_targ	98.94	Observer's specified target RA
dec_targ	-75.27	Observer's specified target Dec
ra_nom	98.832729124551	Nominal RA
dec_nom	-75.261339589536	Nominal Dec
roll_nom	136.95554403838	Nominal Roll
revision	4	Processing version of data
ontime	121.60000011325	Sum of GTIs [s]
livetime	120.06022769309	Livetime [s]
ontime2	121.60000011325	Sum of GTIs [s]
ontime3	121.60000011325	Sum of GTIs [s]
ontime5	121.60000011325	Sum of GTIs [s]
ontime6	121.60000011325	Sum of GTIs [s]
ontime7	121.60000011325	Sum of GTIs [s]
ontime8	121.60000011325	Sum of GTIs [s]
l2events	2706	Number of level 2 events




2 OBI

2.1 OBI

2.1.1 Images



2.1.2 Bias



2.1.3 Parameters

obi_num	1	Obi number	sched_exp_time	14826.840000	Scheduled observation exposure time
ascdsver	8.1.2	ASCDS version number	ontime	121.60000011325	Sum of GTIs [s]
caldsver	4.1.4	 	ontime2	121.60000011325	Sum of GTIs [s]
date	2009-12-14T05:41:24	Date and time of file creation	ontime3	121.60000011325	Sum of GTIs [s]
revision	4	Processing version of data	ontime5	121.60000011325	Sum of GTIs [s]
			ontime6	121.60000011325	Sum of GTIs [s]
			ontime7	121.60000011325	Sum of GTIs [s]
			ontime8	121.60000011325	Sum of GTIs [s]
			l1events	339350	Number of level 1 events

2.1.4 Events

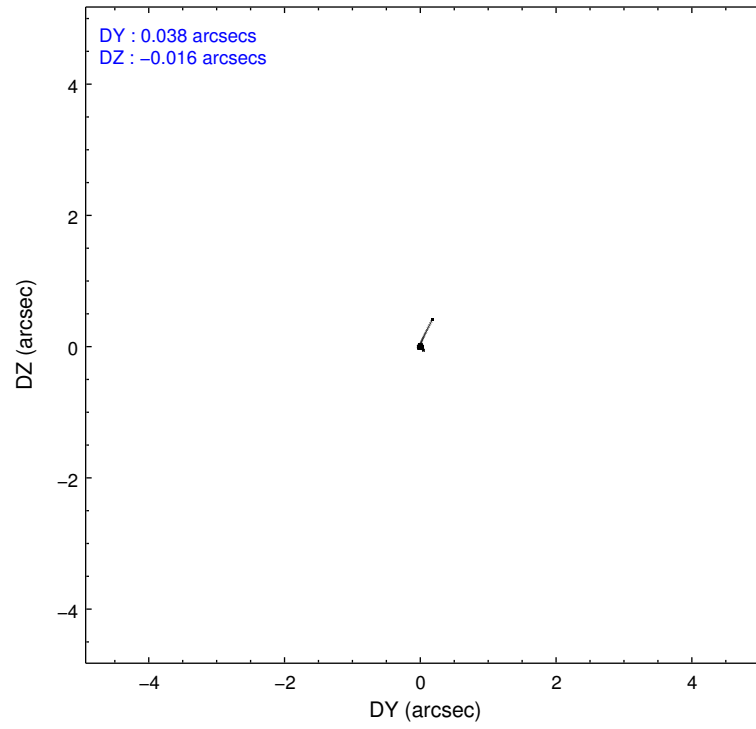
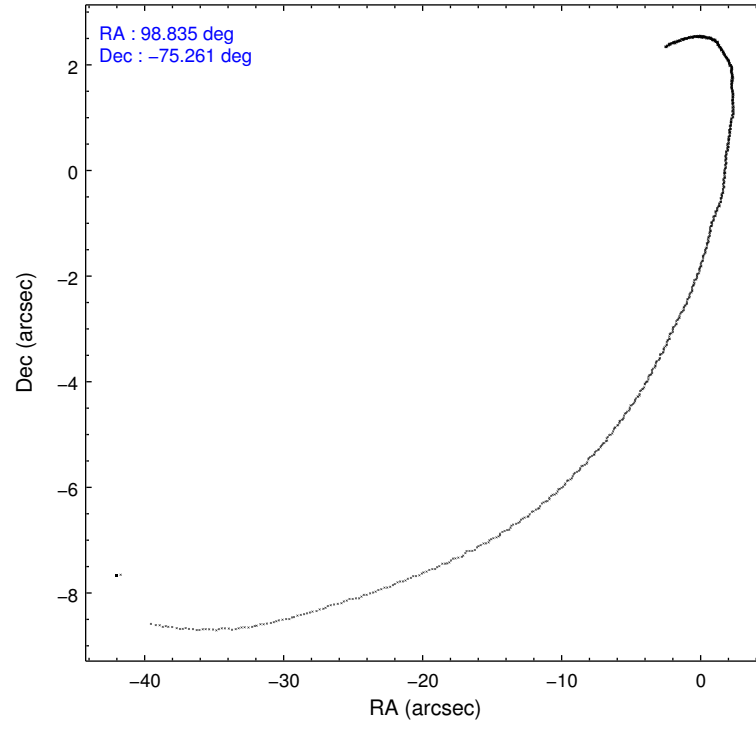
	ccd 2	ccd 3	ccd 5	ccd 6	ccd 7	ccd 8
level 1 events	24217	24435	131337	27605	93421	38335
rejected events	23984	24219	129971	27362	92470	37913
rejected %	99%	99%	98%	99%	98%	98%

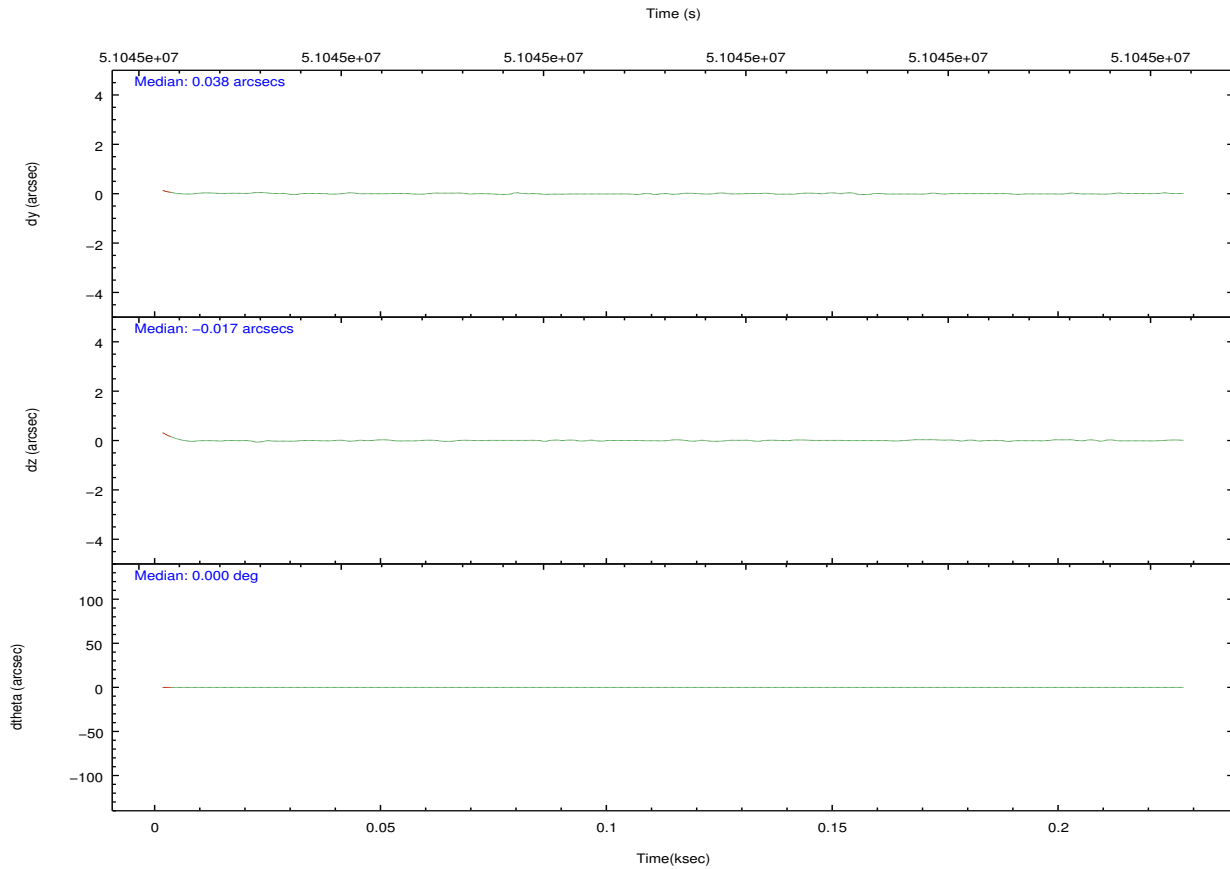
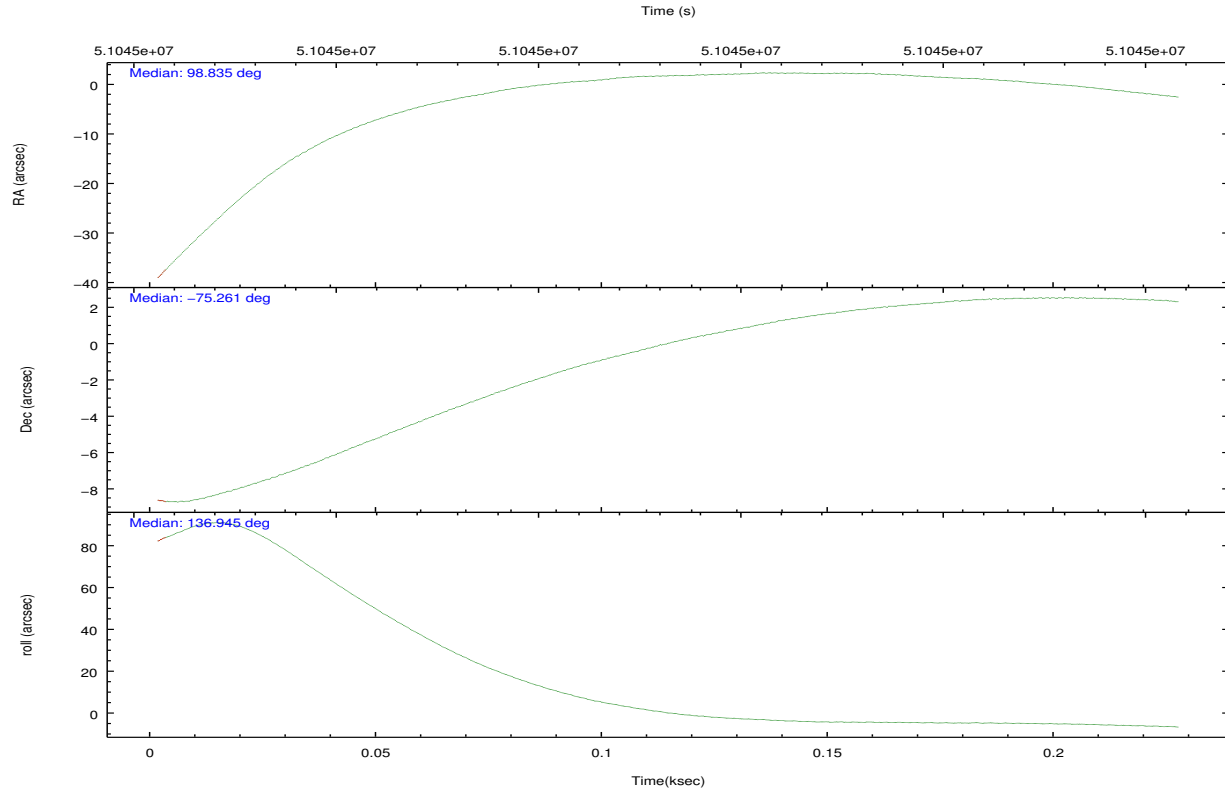
	ccd 2	ccd 3	ccd 5	ccd 6	ccd 7	ccd 8
grade 0 events	4525	4523	32925	4860	4803	7680
	18%	18%	25%	17%	5%	20%
grade 1 events	48	45	2911	44	209	81
	0%	0%	2%	0%	0%	0%
grade 2 events	3587	3661	17964	3893	10029	7157
	14%	14%	13%	14%	10%	18%
grade 3 events	1701	1616	5624	1884	5805	2729
	7%	6%	4%	6%	6%	7%
grade 4 events	1589	1536	4858	1754	5001	2466
	6%	6%	3%	6%	5%	6%
grade 5 events	6602	6822	9239	7946	13605	8395
	27%	27%	7%	28%	14%	21%
grade 6 events	6165	6232	57816	7224	53969	9827
	25%	25%	44%	26%	57%	25%
grade 7 events	0	0	0	0	0	0
	0%	0%	0%	0%	0%	0%

2.2 Compared Parameters

Parameter	Planned	Actual	Parameter	Planned	Actual
Instrument	ACIS	ACIS	Obspar format version number	6	6
Detector	ACIS-235678	ACIS-235678	Obspar file type	PREDICTED	ACTUAL
Grating	NONE	NONE	Obspar update status	NONE	UPDATED
Data mode	FAINT	FAINT	Number of optional ACIS chips dropped	0	0
Observation mode	POINTING	POINTING	On-chip summing requested	N	N
Pointing RA	98.940017	98.83272912455062	Subarray requested	NONE	NONE
Pointing Dec	-75.270003	-75.26133958953582	Alternating exposures requested	N	N
Pointing Roll	136.894875	136.9555440383817	Primary exposure time	0.000000	3.2
SIM focus pos (mm)	-0.684267	0.255451383487682			
SIM defocus (mm)	0	0.9397188447875782			
SIM translation stage pos (mm)	-190.132523	-190.1325231039672			
SIM translation stage offset (mm)	0	5.209593894051068e-07			
Observation start time	51024784.184000	51035378.962617			
Observation start date	1999-08-14T13:32:00	1999-08-14T16:29:38			
Observation end time	51039610.184000	51045396.28797			
Observation end date	1999-08-14T17:39:06	1999-08-14T19:16:36			
Read mode	TIMED	TIMED			

2.3 Aspect



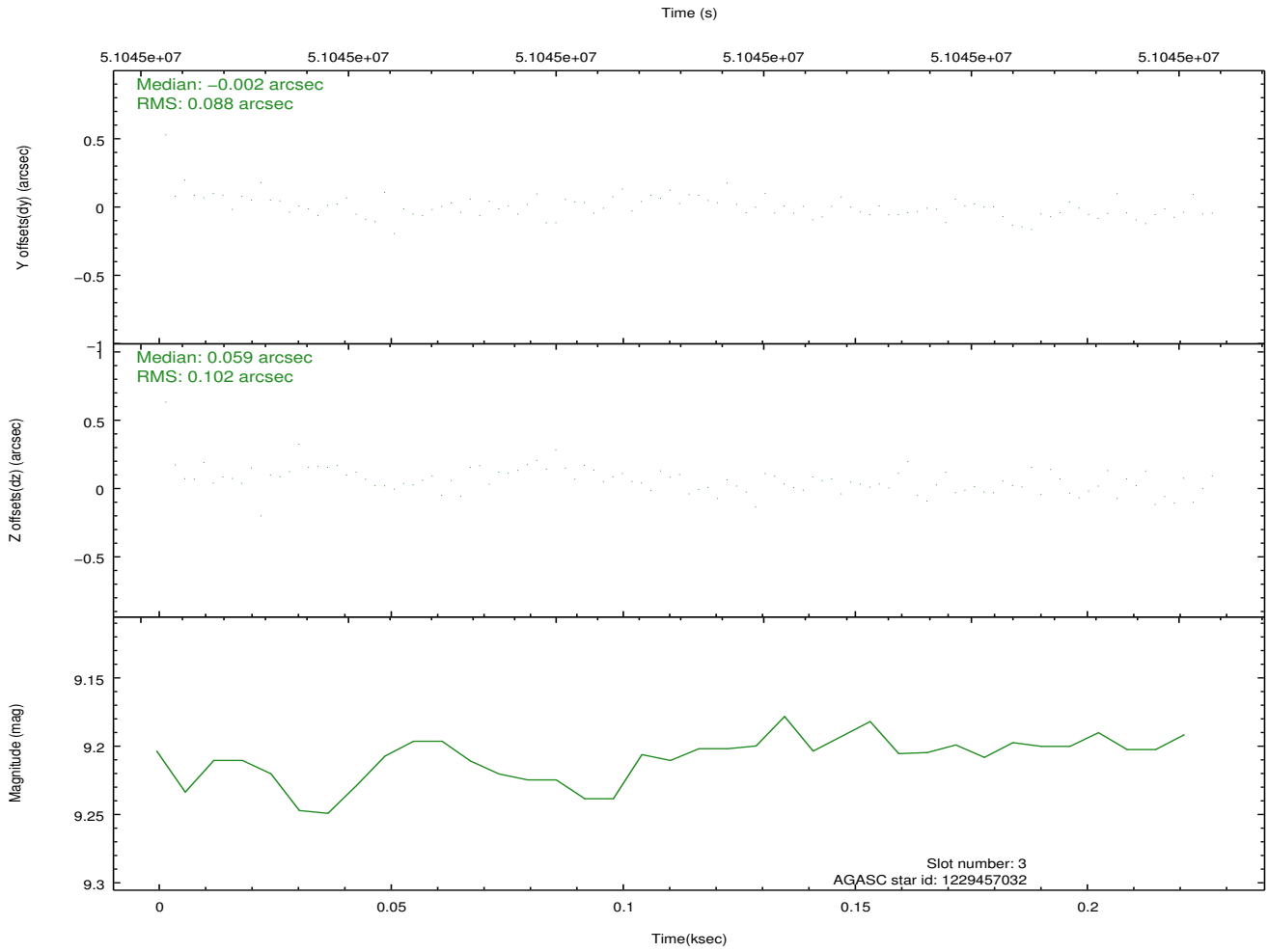
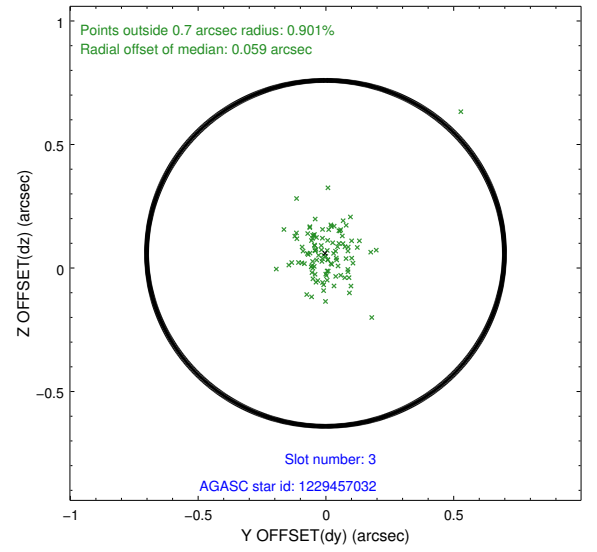
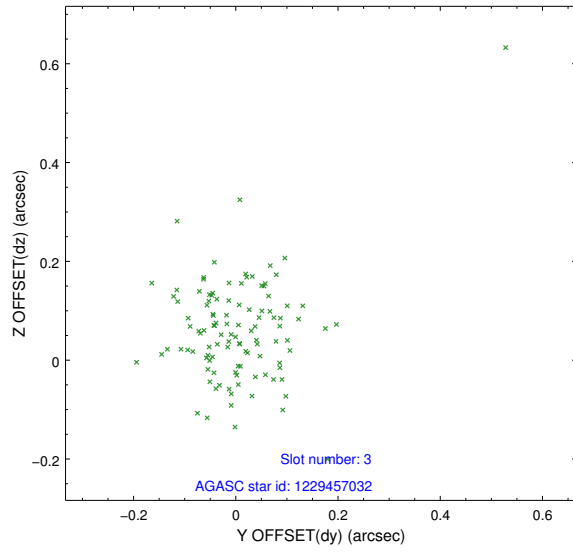


Slot Statistics

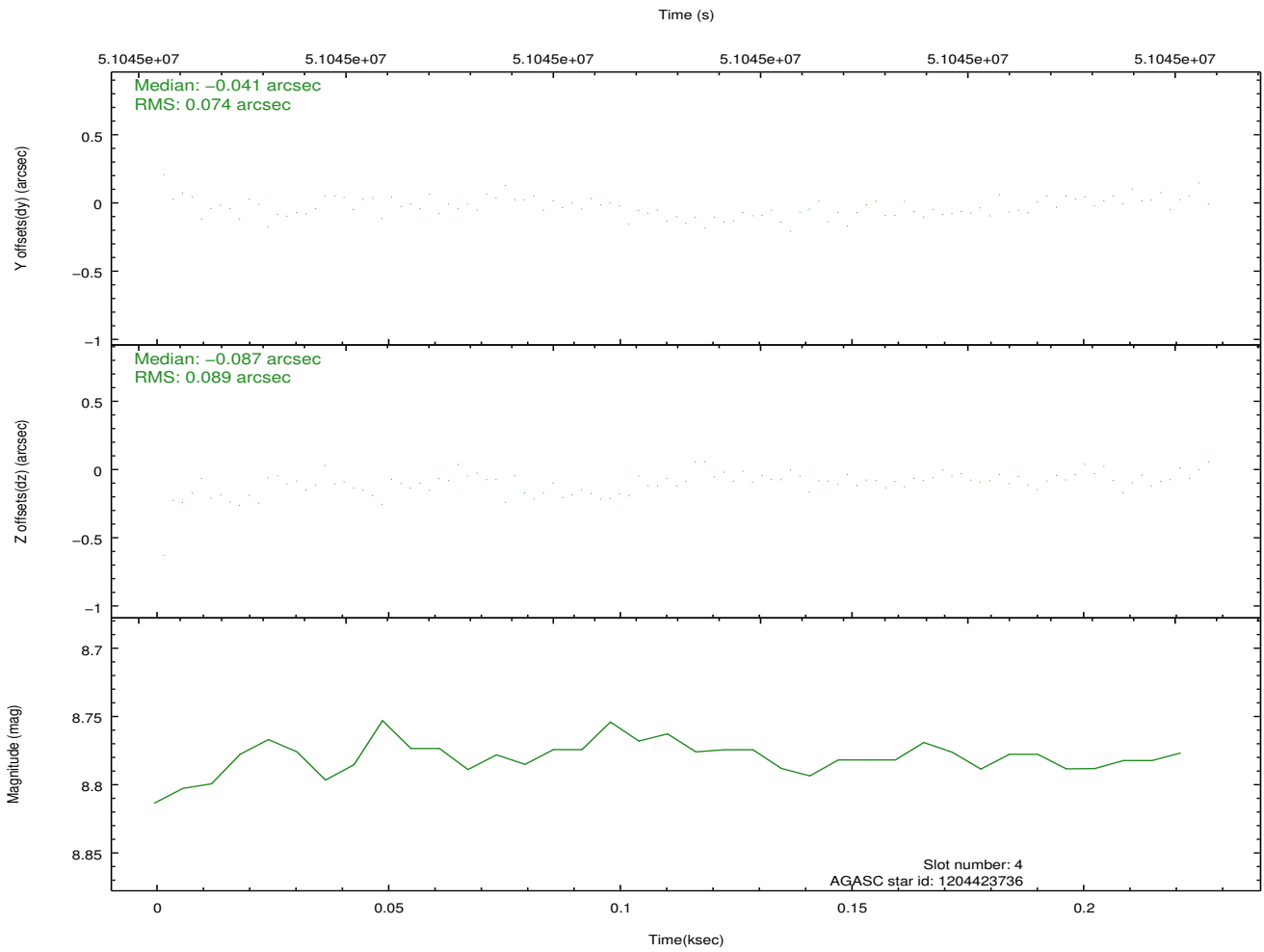
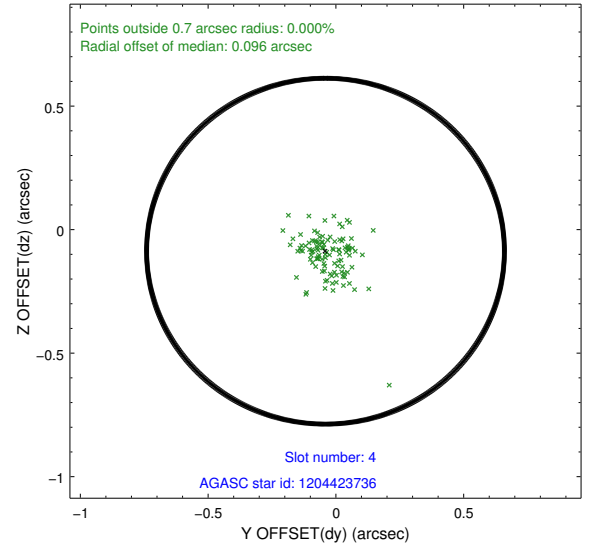
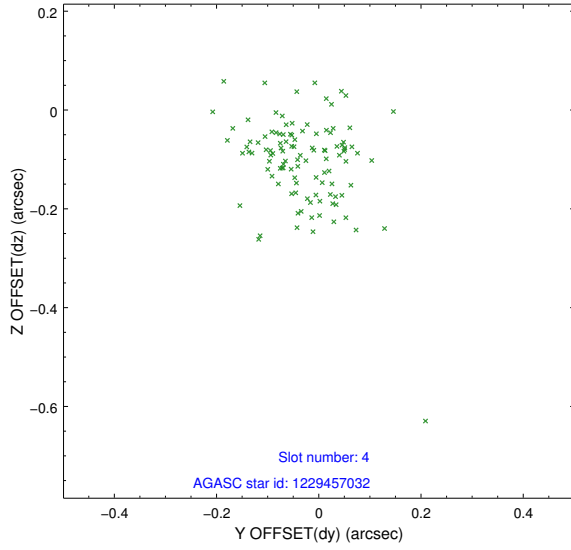
slot	status	id	mag	n_pts	med_dy	med_dz	dr1	dr2	ra	dec	mean_y	mean_z
0	UNUSED		0.00	0	0.000	0.000	0.000	0.000	0.000000	0.000000	0.00	0.00
1	UNUSED		0.00	0	0.000	0.000	0.000	0.000	0.000000	0.000000	0.00	0.00
2	FID	ACIS-S-6	7.37	109	-0.007	0.004	0.001	0.001	0.000000	0.000000	409.26	824.80
3	GUIDE	1229457032	9.21	111	-0.002	0.059	0.115	0.199	100.958417	-75.581890	-2114.64	-389.08
4	GUIDE	1204423736	8.78	111	-0.041	-0.087	0.109	0.191	99.272017	-74.796122	911.57	-1458.08
5	GUIDE	1229331616	9.93	111	0.054	-0.200	0.147	0.224	96.182998	-75.347362	1604.93	1952.38
6	GUIDE	1204427552	9.98	111	-0.055	0.337	0.162	0.268	98.426081	-74.700454	1764.86	-1139.29
7	GUIDE	1229333040	9.77	110	0.013	-0.087	0.126	0.220	99.562583	-75.788185	-1667.96	982.41

2.4 Star Slots

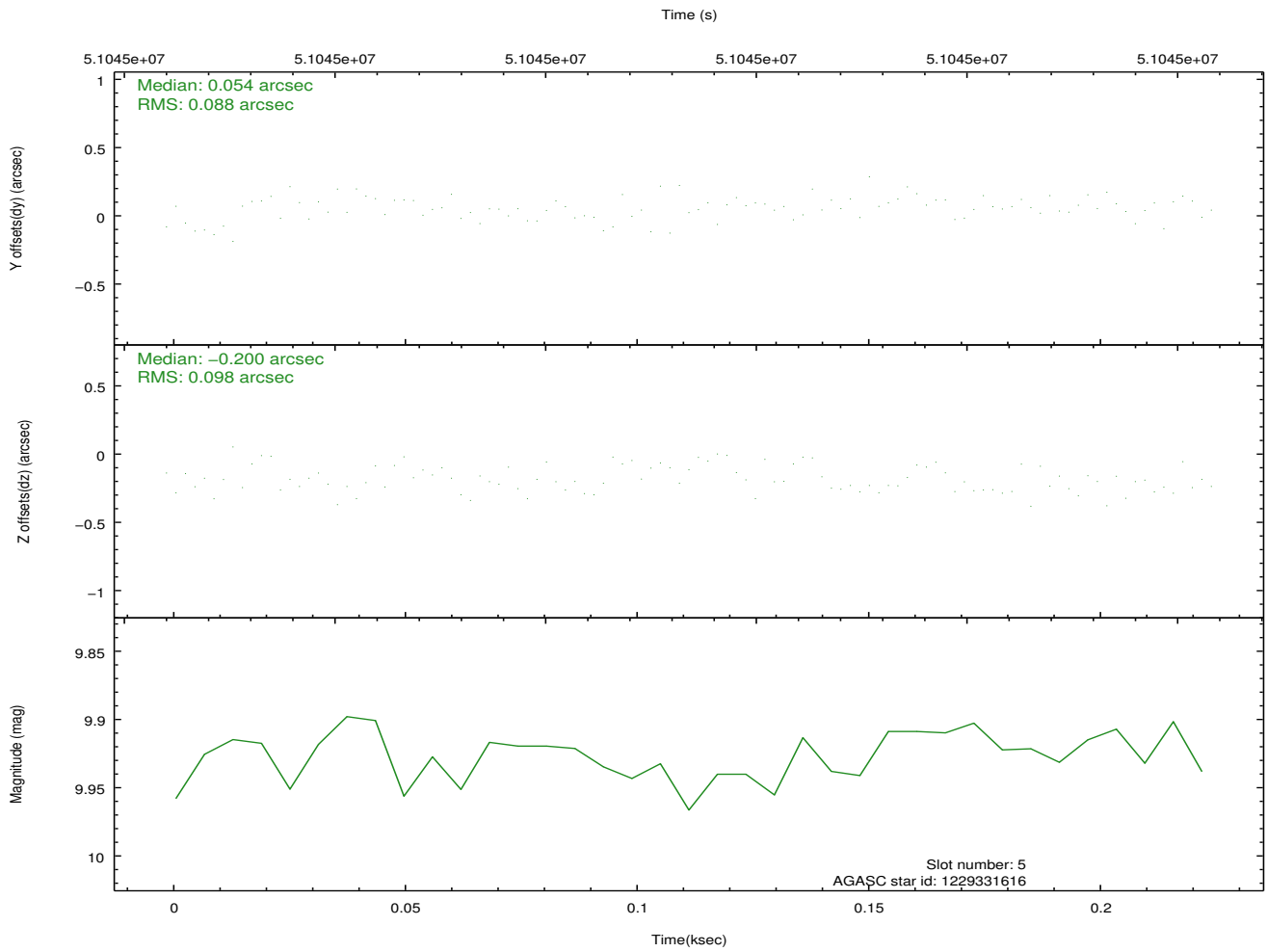
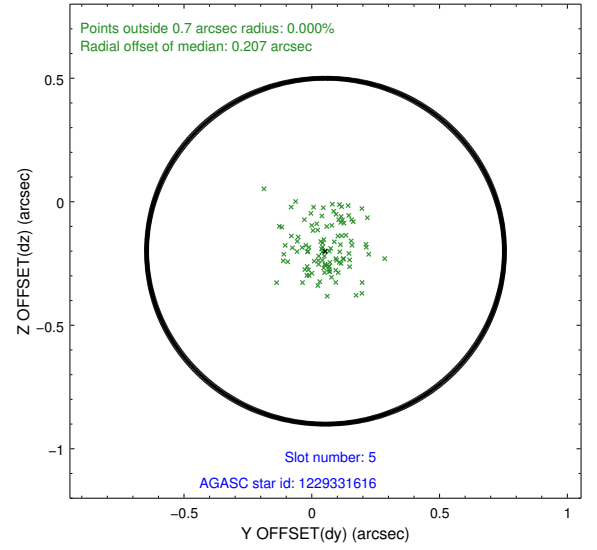
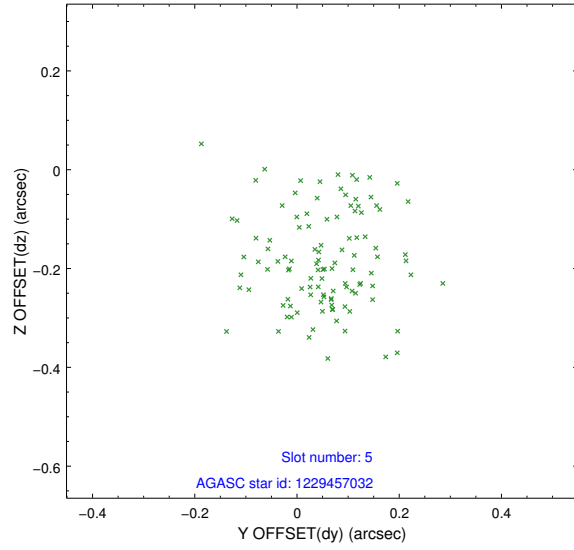
2.4.1 Slot 3



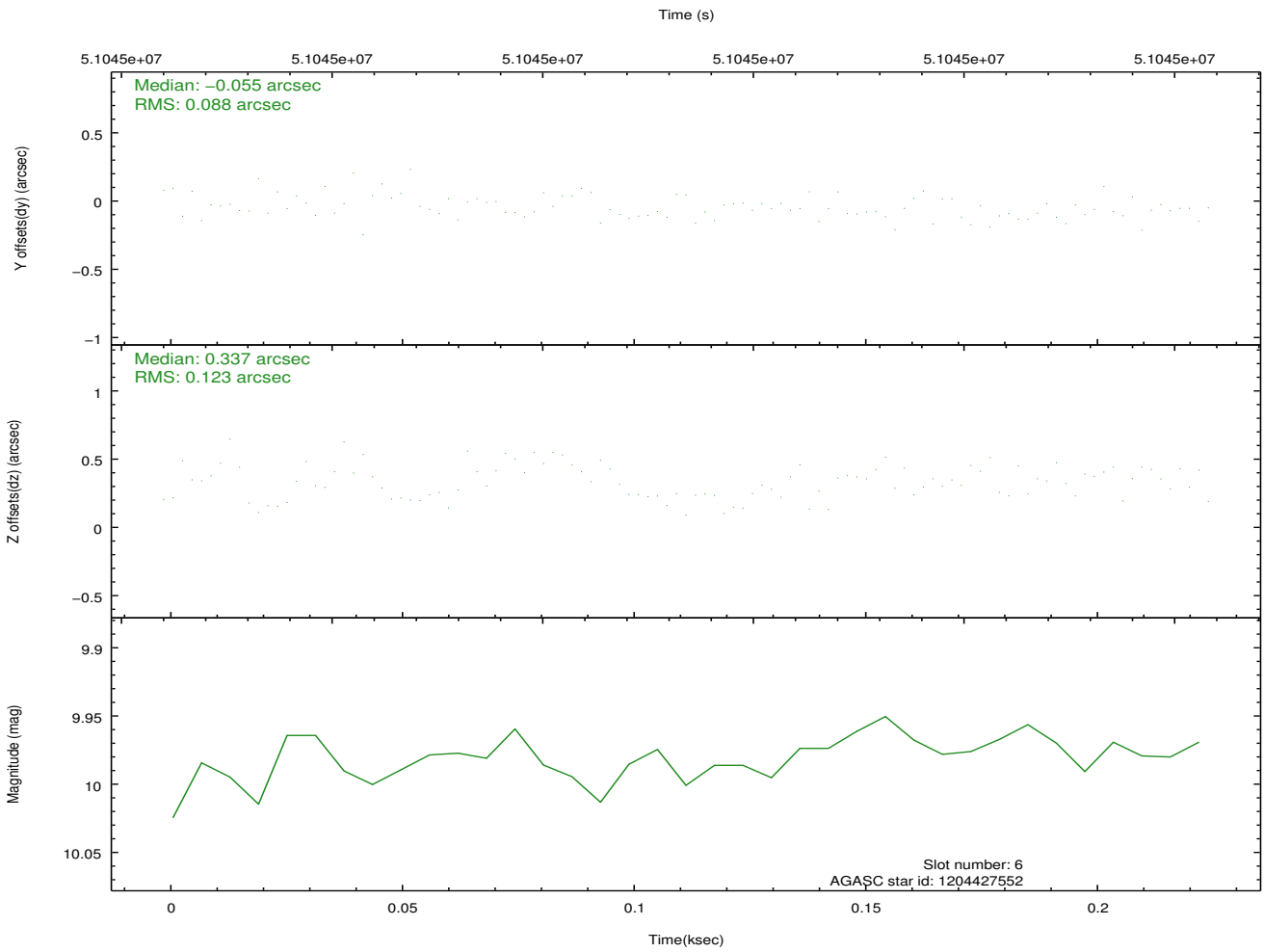
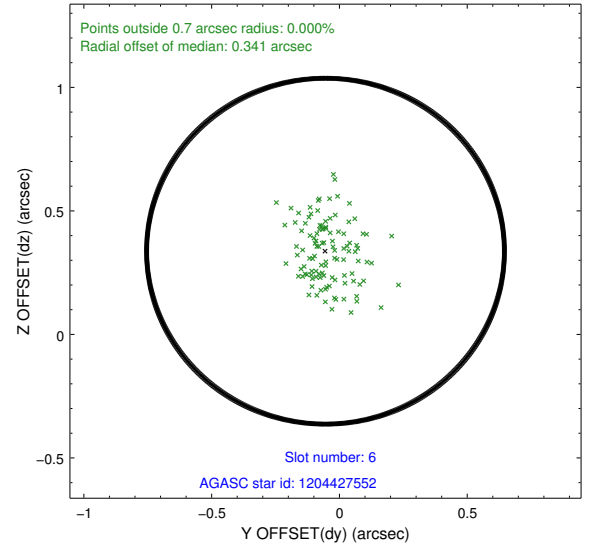
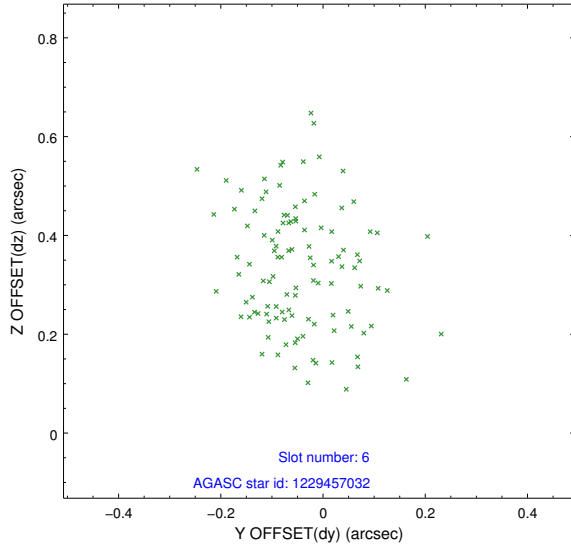
2.4.2 Slot 4



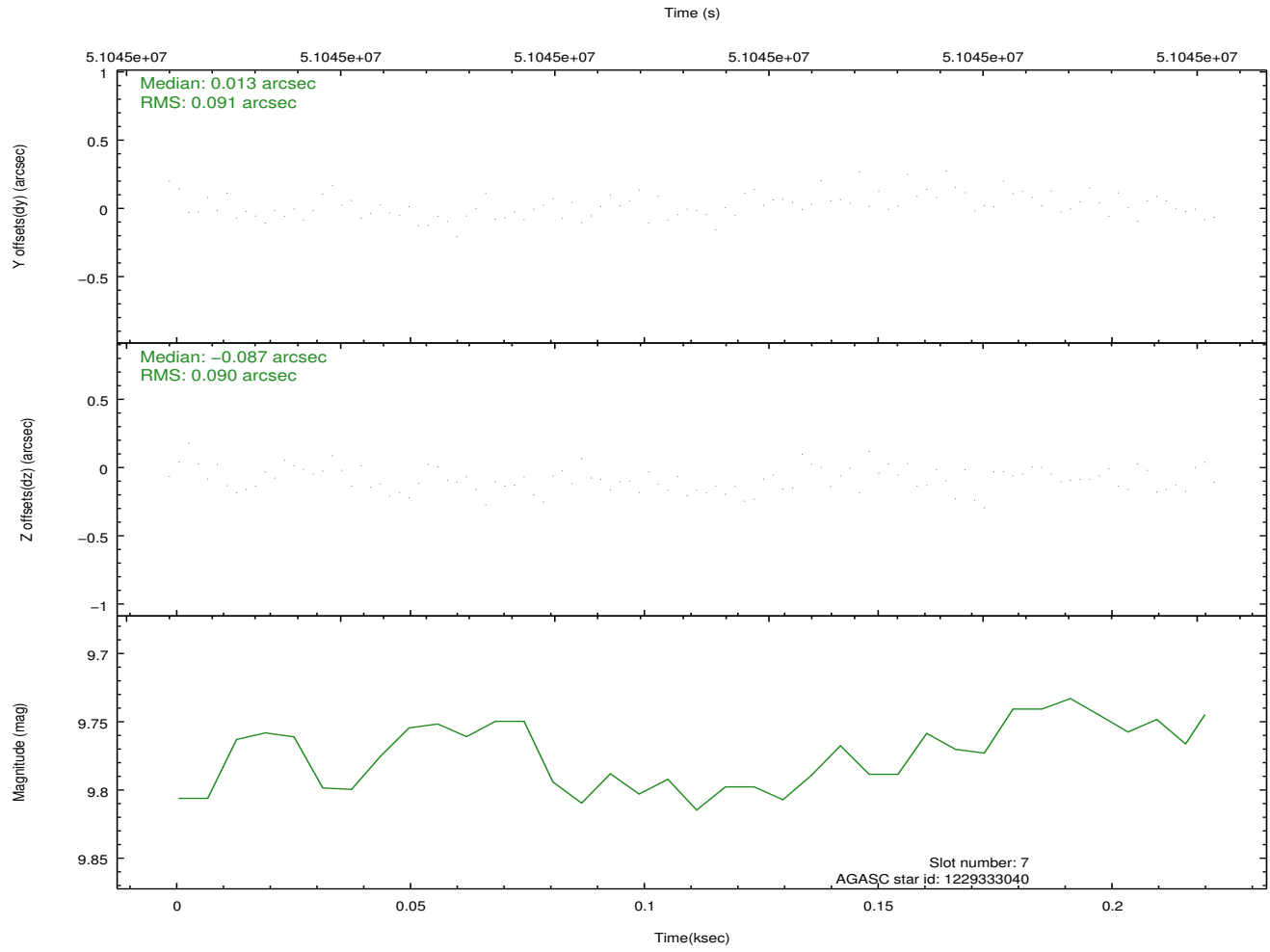
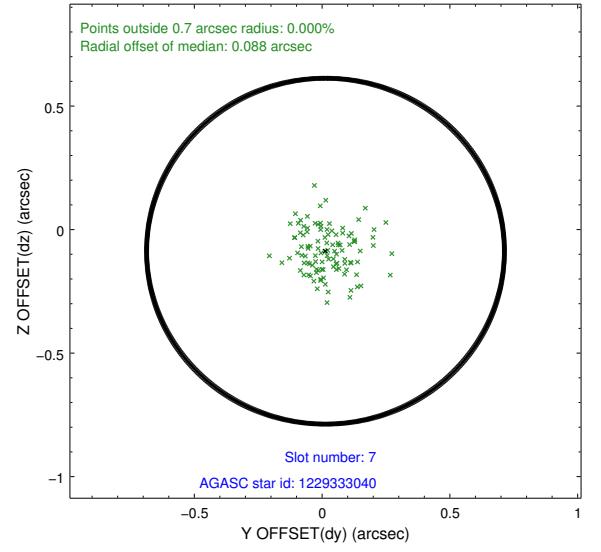
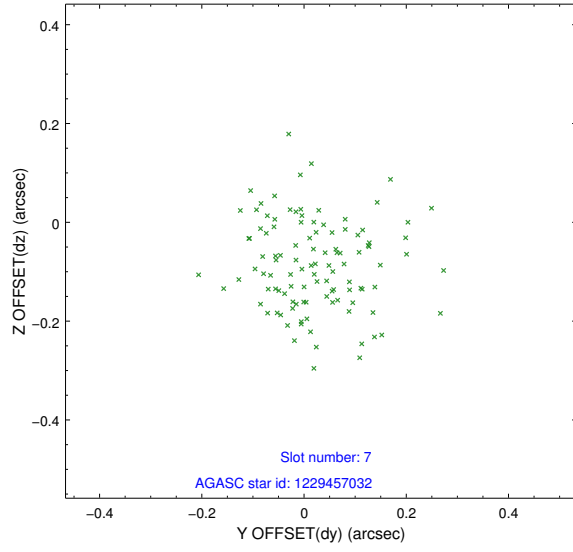
2.4.3 Slot 5



2.4.4 Slot 6

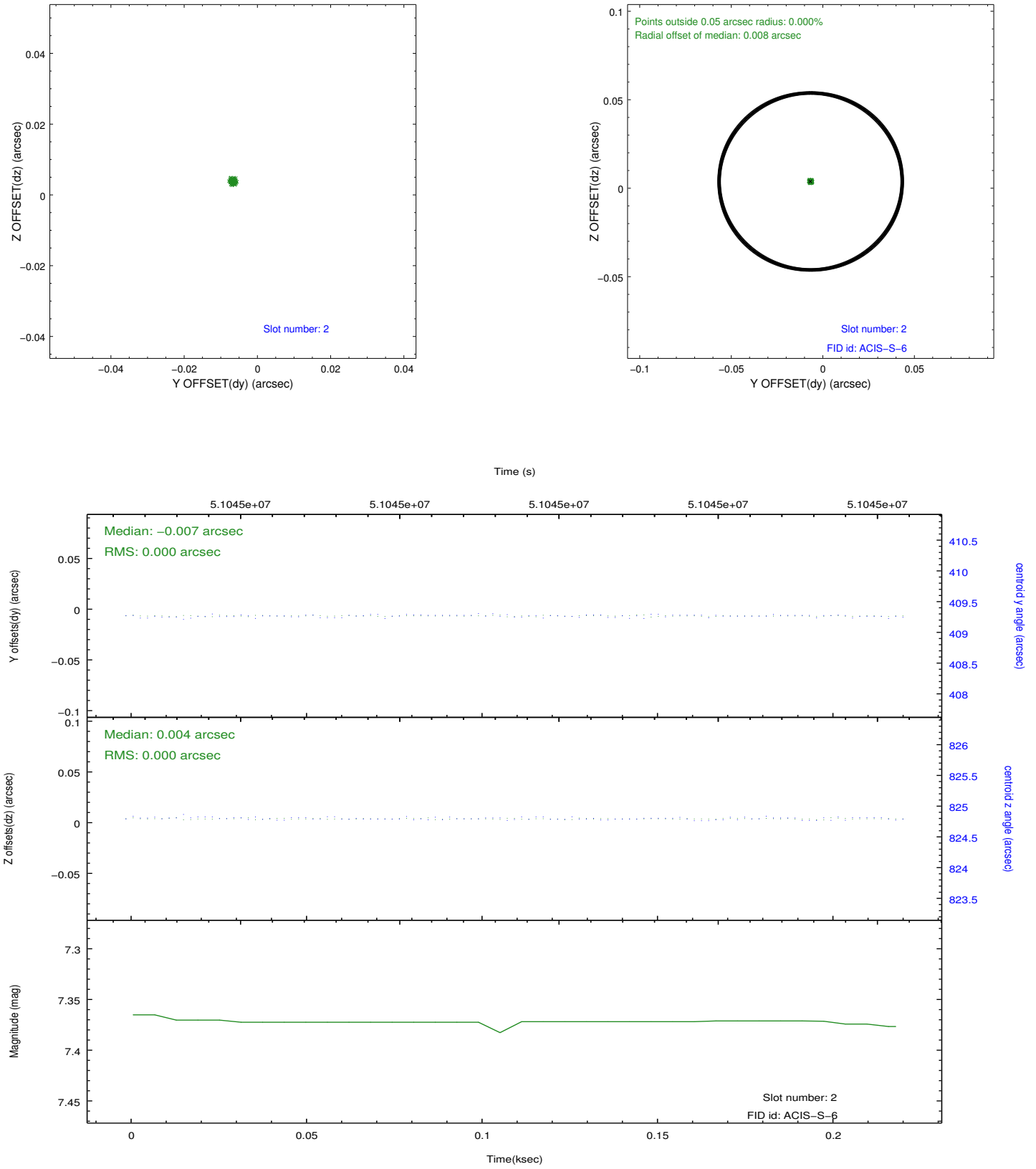


2.4.5 Slot 7



2.5 FID Slots

2.5.1 Slot 2



3 Point Sources

A Summary

A.1 Status

V&V Scientist	Joy Nichols
V&V Date (YYYY-MM-DD)	2010.08.16
V&V Edition	1
V&V Disposition and Status	OK
V&V Charge Time	0.115

A.2 Comments

Charge time remains at previous value of 0.115 ksec, although with the current processing the charge time would have been 0.121 ksec.

===

Fid lights in slots 0 and 1 were not acquired for this observation.

===

The focal plane temperature is approximately -100 C during this observation. This reprocessing of the data applies no CTI correction because none is available for this temperature at present.

The ACIS CTI correction has not been calibrated at this temperature, because it was early in the mission, and ACIS had not yet been lowered to the standard -119.7 C. Both front and back illuminated chips are affected. However a T_GAIN correction has been applied to the BI chips (ACIS-5 and ACIS-7) data included here.

The ACIS spectral response calibration is less accurate at these warmer temperatures than it is at -119.7 C. Users whose science objectives depend on the most accurate spectral response (ie: fitting line-rich spectra) may notice an effect. Users whose science objectives do not depend on the most accurate spectral response should not notice an effect.