

V&V Reference Report

L2 ASCDS Version : 8.1.2

Observation 1061 - L2 Version 3

Chandra X-Ray Center


L2 Processing Date : Dec 14 2009

Contents

1	Front	2
2	OBI	3
2.1	OBI	3
2.1.1	Images	3
2.1.2	Bias	3
2.1.3	Parameters	4
2.1.4	Events	4
2.2	Compared Parameters	5
2.3	Aspect	6
2.4	Star Slots	9
2.4.1	Slot 3	9
2.4.2	Slot 5	10
2.4.3	Slot 6	11
2.4.4	Slot 7	12
2.5	FID Slots	13
2.5.1	Slot 0	13
2.5.2	Slot 1	14
2.5.3	Slot 2	15
3	Point Sources	16
A	Summary	17
A.1	Status	17
A.2	Comments	17

1 Front


seq_num	780011	Sequence number
obs_id	1061	Observation id
title	 	Proposal title
observer	Dr. CXC Calibration	Principal investigator
object	PKS0637-752	Source name
dtcycle	0	
cycle	P	events from which exps? Prim/Second/Both
ra_targ	98.94	Observer's specified target RA
dec_targ	-75.27	Observer's specified target Dec
ra_nom	99.201266156527	Nominal RA
dec_nom	-75.267203296951	Nominal Dec
roll_nom	135.12468443304	Nominal Roll
revision	3	Processing version of data
ontime	1758.3858210817	Sum of GTIs [s]
livetime	1736.1200810423	Livetime [s]
ontime2	1758.5089410841	Sum of GTIs [s]
ontime3	1758.4679010808	Sum of GTIs [s]
ontime5	1758.54998108	Sum of GTIs [s]
ontime6	1758.3858210817	Sum of GTIs [s]
ontime7	1758.5910210833	Sum of GTIs [s]
ontime8	1758.426861085	Sum of GTIs [s]
l2events	45293	Number of level 2 events




2 OBI

2.1 OBI

2.1.1 Images



2.1.2 Bias



2.1.3 Parameters

obi_num	0	Obi number	sched_exp_time	2000.000000	Scheduled observation exposure time
ascdsver	8.1.2	ASCDS version number	ontime	1758.3858210817	Sum of GTIs [s]
caldsver	4.1.4	 	ontime2	1758.5089410841	Sum of GTIs [s]
date	2009-12-14T07:33:05	Date and time of file creation	ontime3	1758.4679010808	Sum of GTIs [s]
revision	3	Processing version of data	ontime5	1758.54998108	Sum of GTIs [s]
			ontime6	1758.3858210817	Sum of GTIs [s]
			ontime7	1758.5910210833	Sum of GTIs [s]
			ontime8	1758.426861085	Sum of GTIs [s]
			l1events	64550	Number of level 1 events

2.1.4 Events

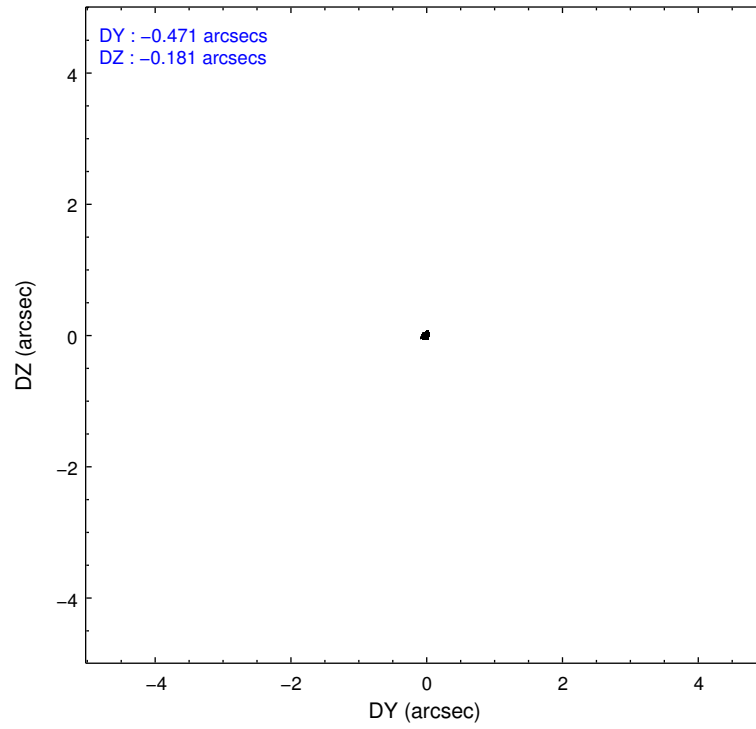
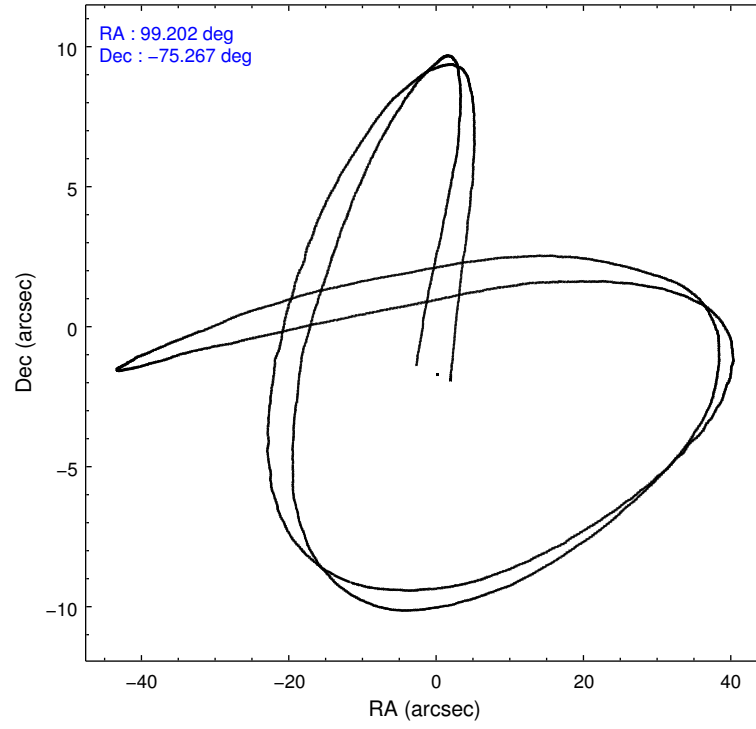
	ccd 2	ccd 3	ccd 5	ccd 6	ccd 7	ccd 8
level 1 events	4165	4211	25746	5608	18577	6243
rejected events	1050	1187	1829	1344	2320	1364
rejected %	25%	28%	7%	23%	12%	21%

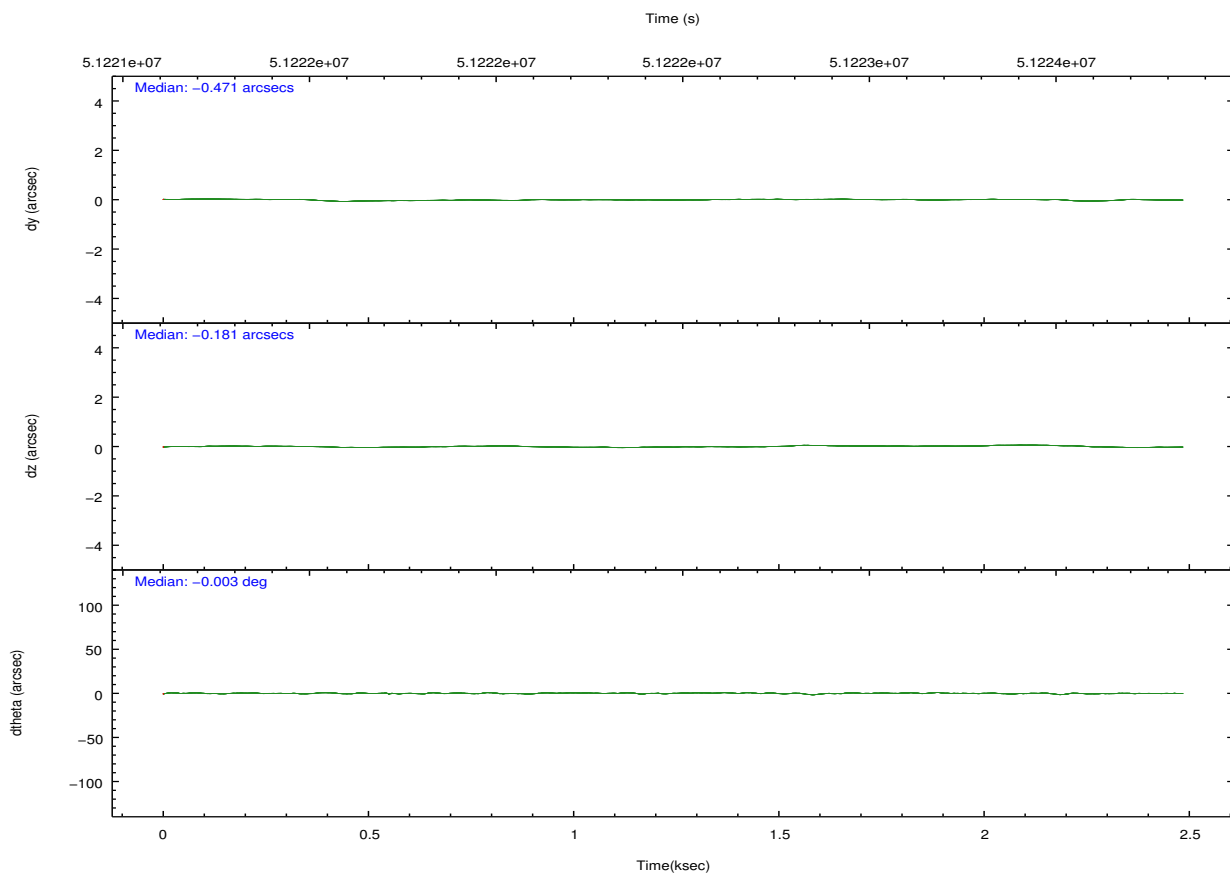
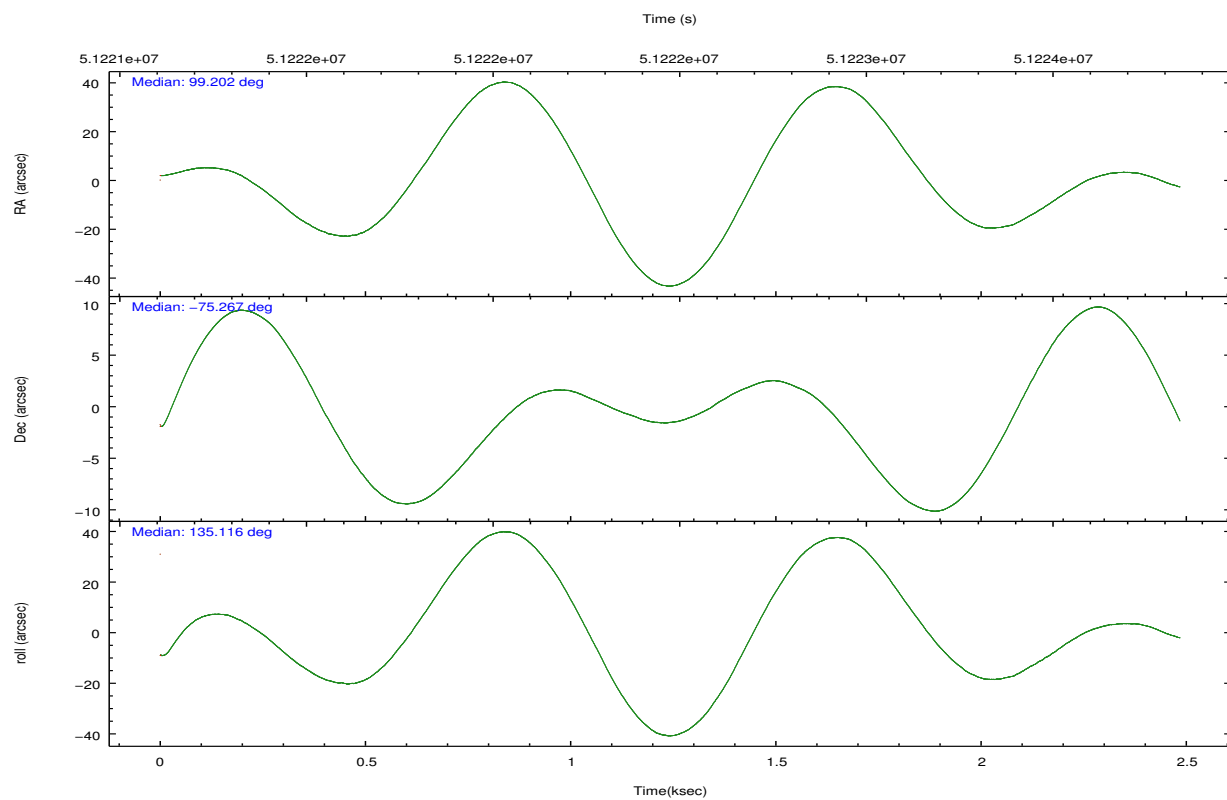
	ccd 2	ccd 3	ccd 5	ccd 6	ccd 7	ccd 8
grade 0 events	852	842	6209	1622	891	1168
	20%	19%	24%	28%	4%	18%
grade 1 events	9	5	61	25	13	19
	0%	0%	0%	0%	0%	0%
grade 2 events	643	605	3462	740	1996	1198
	15%	14%	13%	13%	10%	19%
grade 3 events	299	276	1123	323	1138	423
	7%	6%	4%	5%	6%	6%
grade 4 events	266	262	1018	324	984	351
	6%	6%	3%	5%	5%	5%
grade 5 events	1035	1174	1560	1310	2279	1336
	24%	27%	6%	23%	12%	21%
grade 6 events	1061	1047	12138	1264	11268	1748
	25%	24%	47%	22%	60%	27%
grade 7 events	0	0	175	0	8	0
	0%	0%	0%	0%	0%	0%

2.2 Compared Parameters

Parameter	Planned	Actual	Parameter	Planned	Actual
Instrument	ACIS	ACIS	Obspar format version number	6	6
Detector	ACIS-235678	ACIS-235678	Obspar file type	PREDICTED	ACTUAL
Grating	NONE	NONE	Obspar update status	NONE	UPDATED
Data mode	FAINT	FAINT	Number of optional ACIS chips dropped	0	0
Observation mode	POINTING	POINTING	On-chip summing requested	N	N
Pointing RA	99.306193	99.2012661565266	Subarray requested	NONE	NONE
Pointing Dec	-75.275120	-75.26720329695112	Alternating exposures requested	N	N
Pointing Roll	135.069583	135.1246844330449	Primary exposure time	0.000000	3.2
SIM focus pos (mm)	-1.180069	-1.346558362777969			
SIM defocus (mm)	-0.495802	-0.6622909014780725			
SIM translation stage pos (mm)	-190.132523	-190.1325231039672			
SIM translation stage offset (mm)	0	5.209593894051068e-07			
Observation start time	51221727.184000	51221063.356665			
Observation start date	1999-08-16T20:14:23	1999-08-16T20:04:23			
Observation end time	51223727.184000	51223843.669263			
Observation end date	1999-08-16T20:47:43	1999-08-16T20:50:43			
Read mode	TIMED	TIMED			

2.3 Aspect



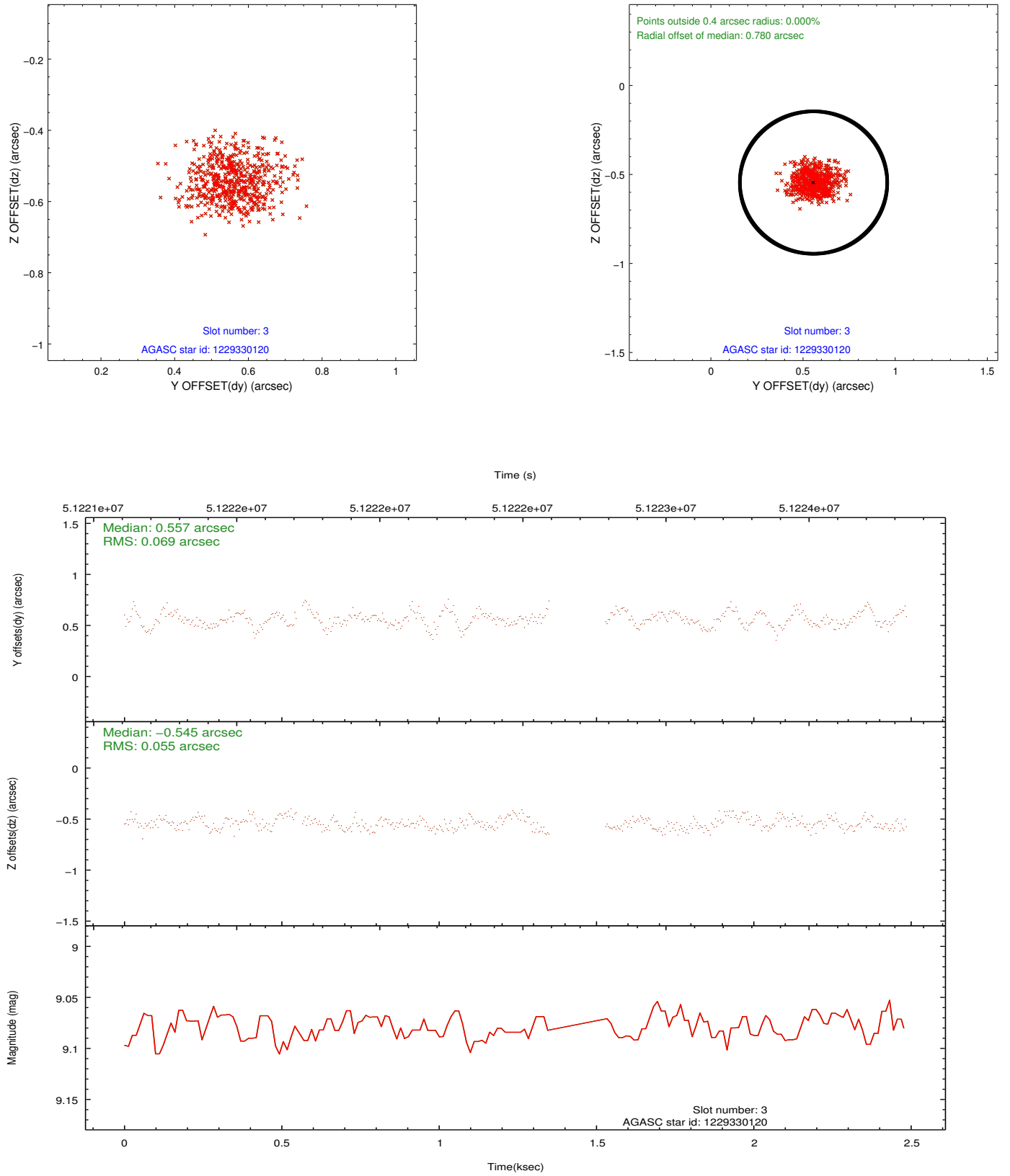


Slot Statistics

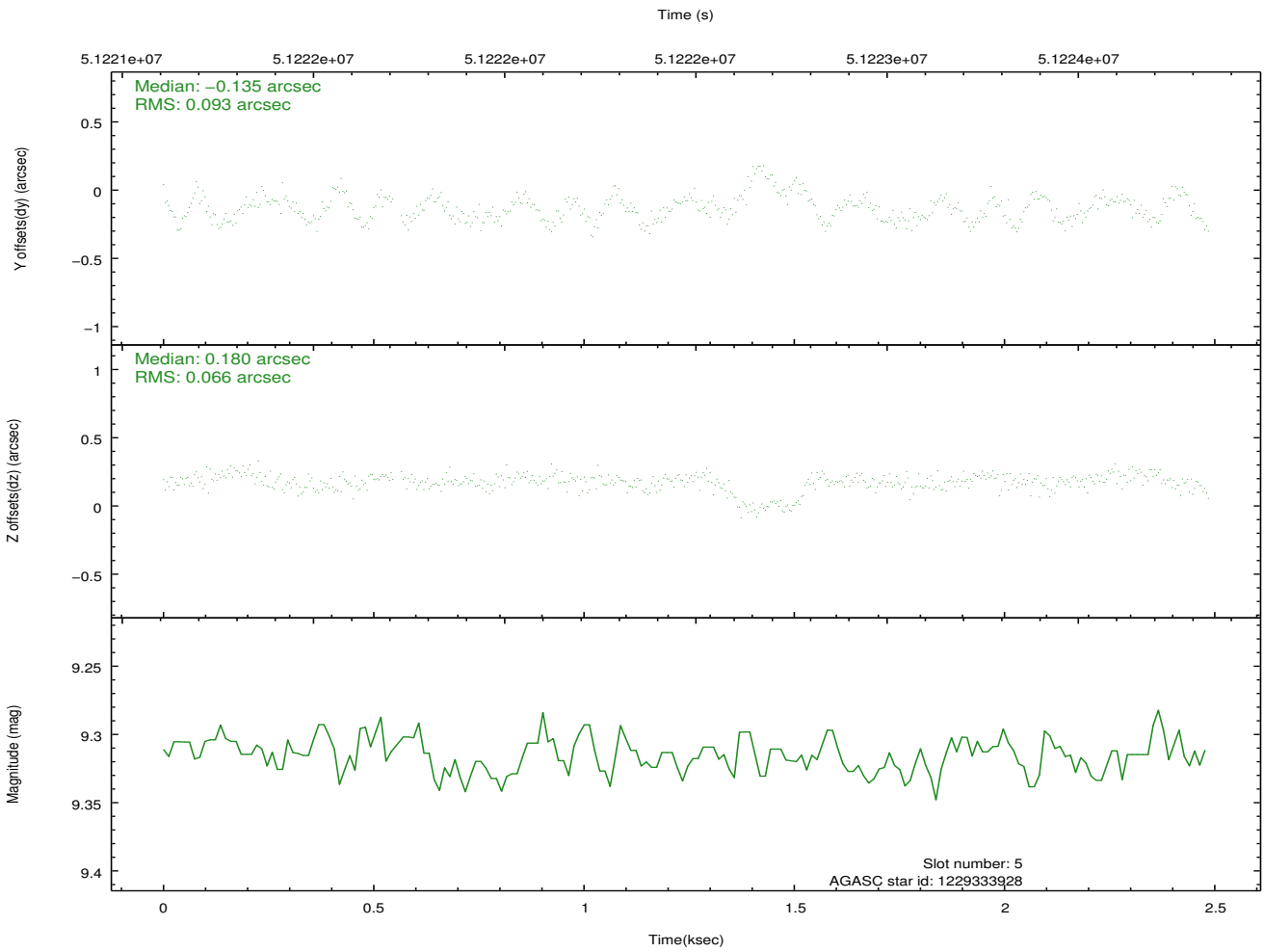
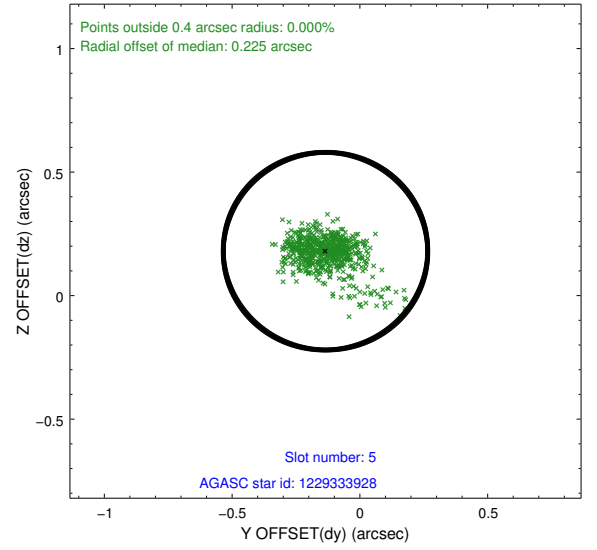
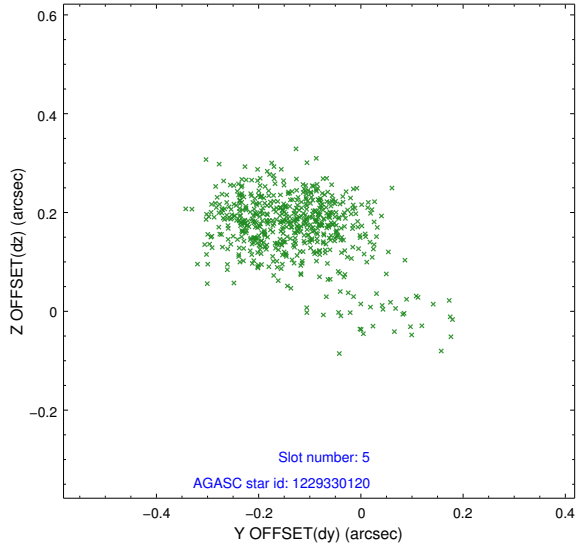
slot	status	id	mag	n_pts	med_dy	med_dz	dr1	dr2	ra	dec	mean_y	mean_z
0	FID	ACIS-S-2	7.12	602	-0.023	-0.033	0.006	0.009	0.000000	0.000000	-752.08	-1720.84
1	FID	ACIS-S-4	7.22	603	0.151	0.020	0.005	0.009	0.000000	0.000000	2160.05	184.81
2	FID	ACIS-S-5	7.25	603	-0.159	0.022	0.006	0.009	0.000000	0.000000	-1801.56	181.56
3	BAD	1229330120	9.08	560	0.557	-0.545	0.094	0.154	98.874898	-75.821050	-1121.43	1662.37
4	UNUSED		0.00	0	0.000	0.000	0.000	0.000	0.000000	0.000000	0.00	0.00
5	GUIDE	1229333928	9.31	603	-0.135	0.180	0.109	0.212	98.960049	-75.793847	-1106.64	1542.89
6	GUIDE	1204427552	9.96	603	-0.252	0.421	0.127	0.232	98.426081	-74.700454	2045.21	-865.12
7	GUIDE	1204427384	9.89	601	-0.142	-0.085	0.129	0.223	98.538441	-74.593615	2251.26	-1214.81

2.4 Star Slots

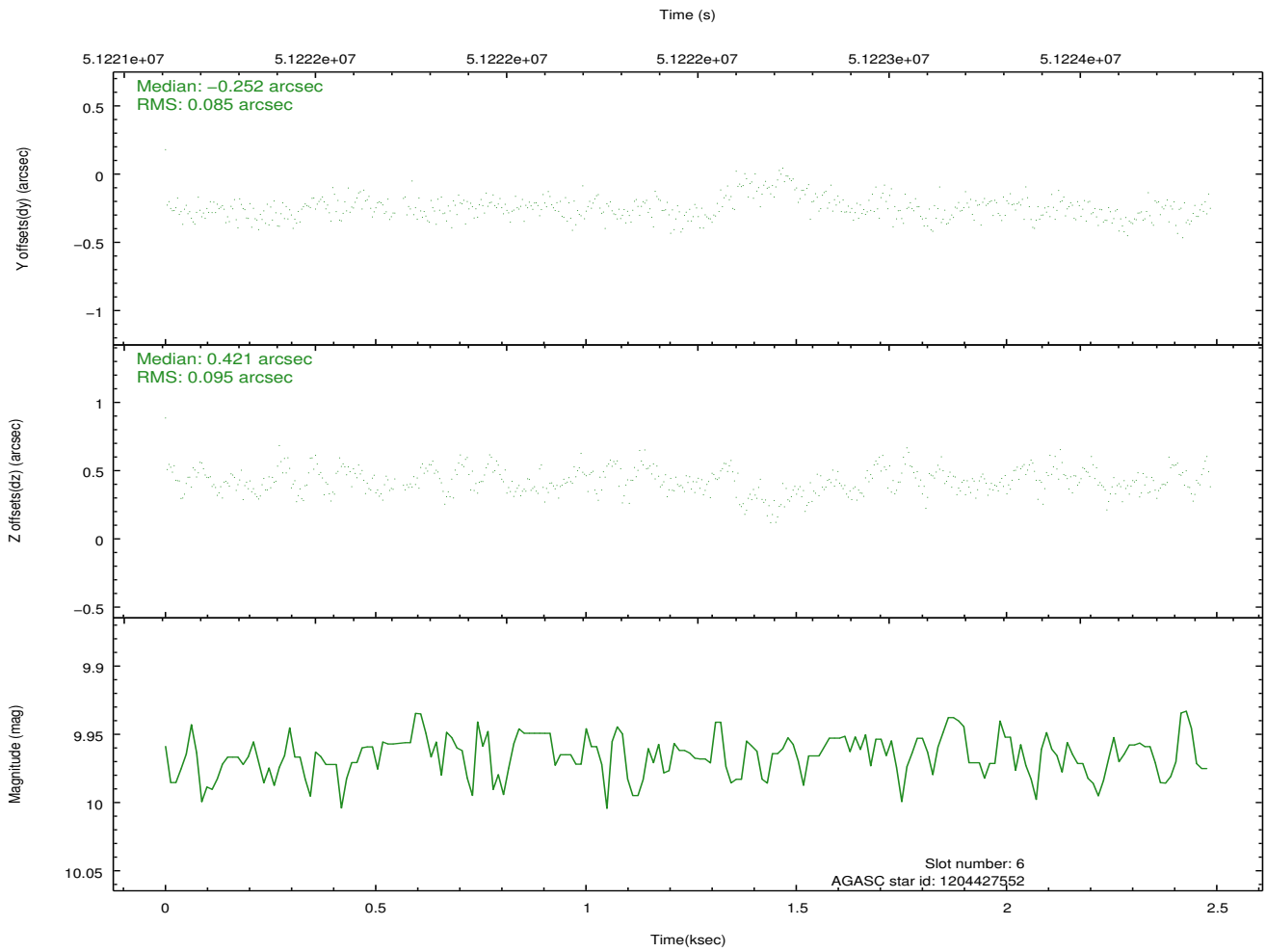
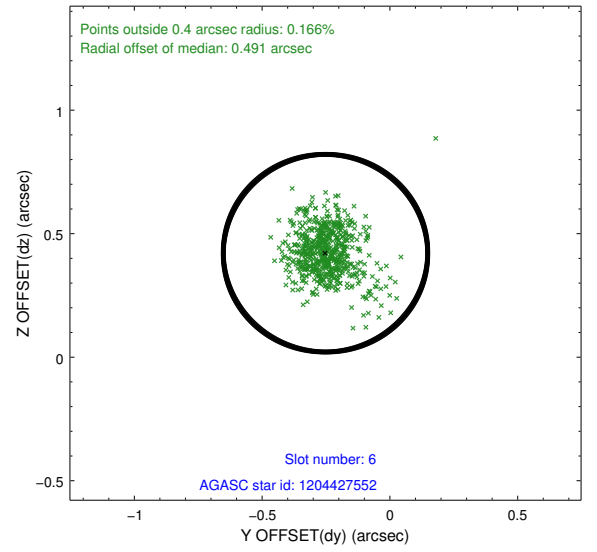
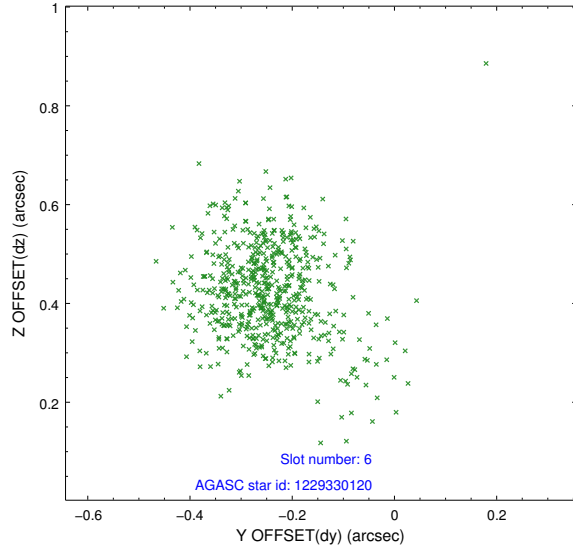
2.4.1 Slot 3



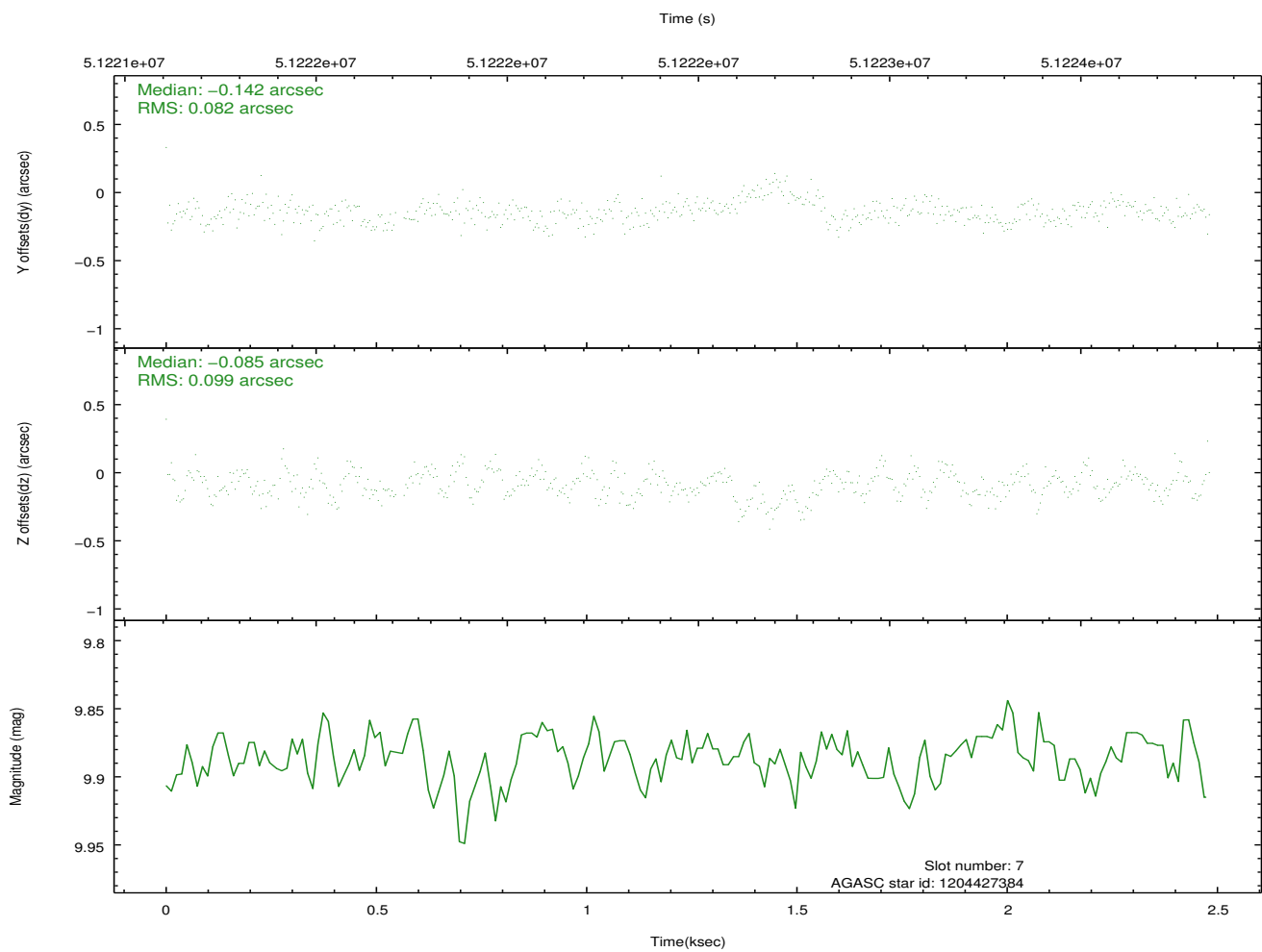
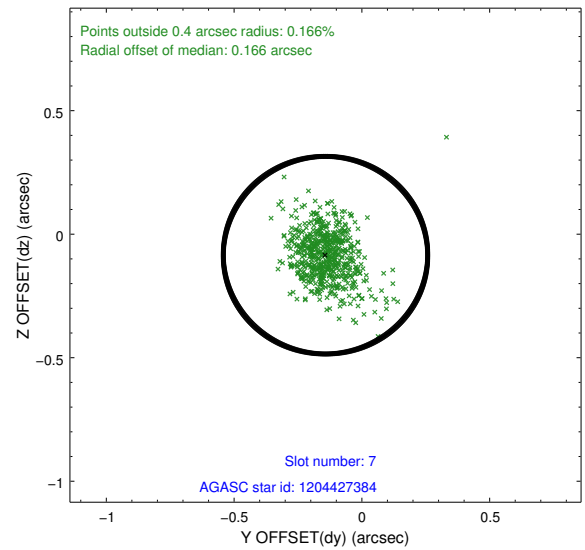
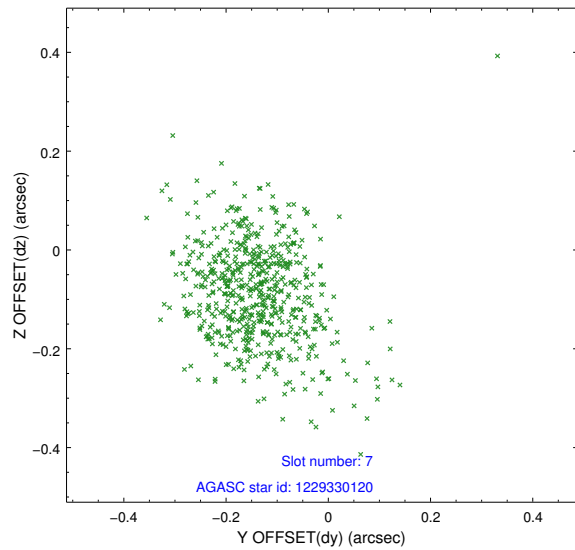
2.4.2 Slot 5



2.4.3 Slot 6

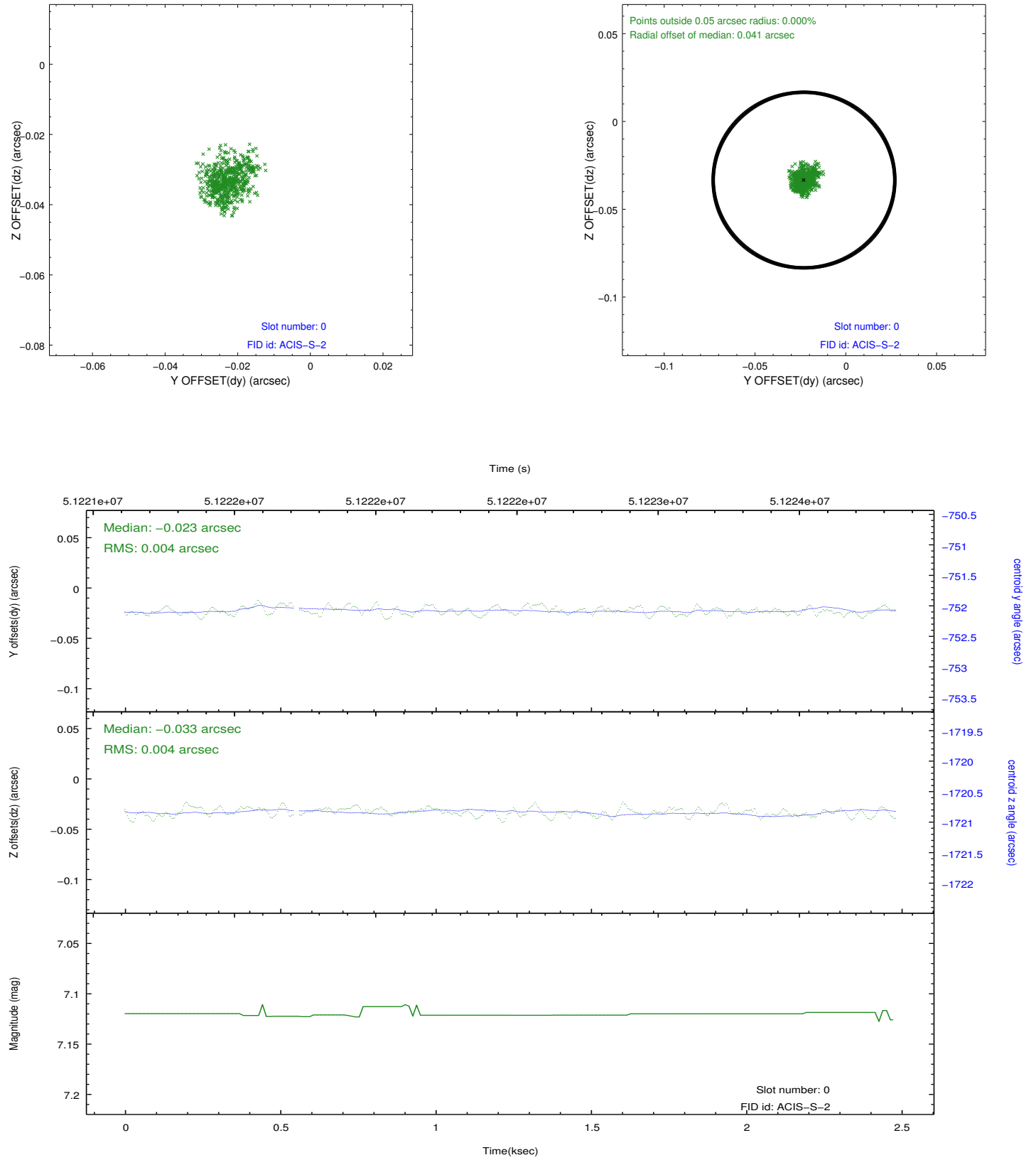


2.4.4 Slot 7

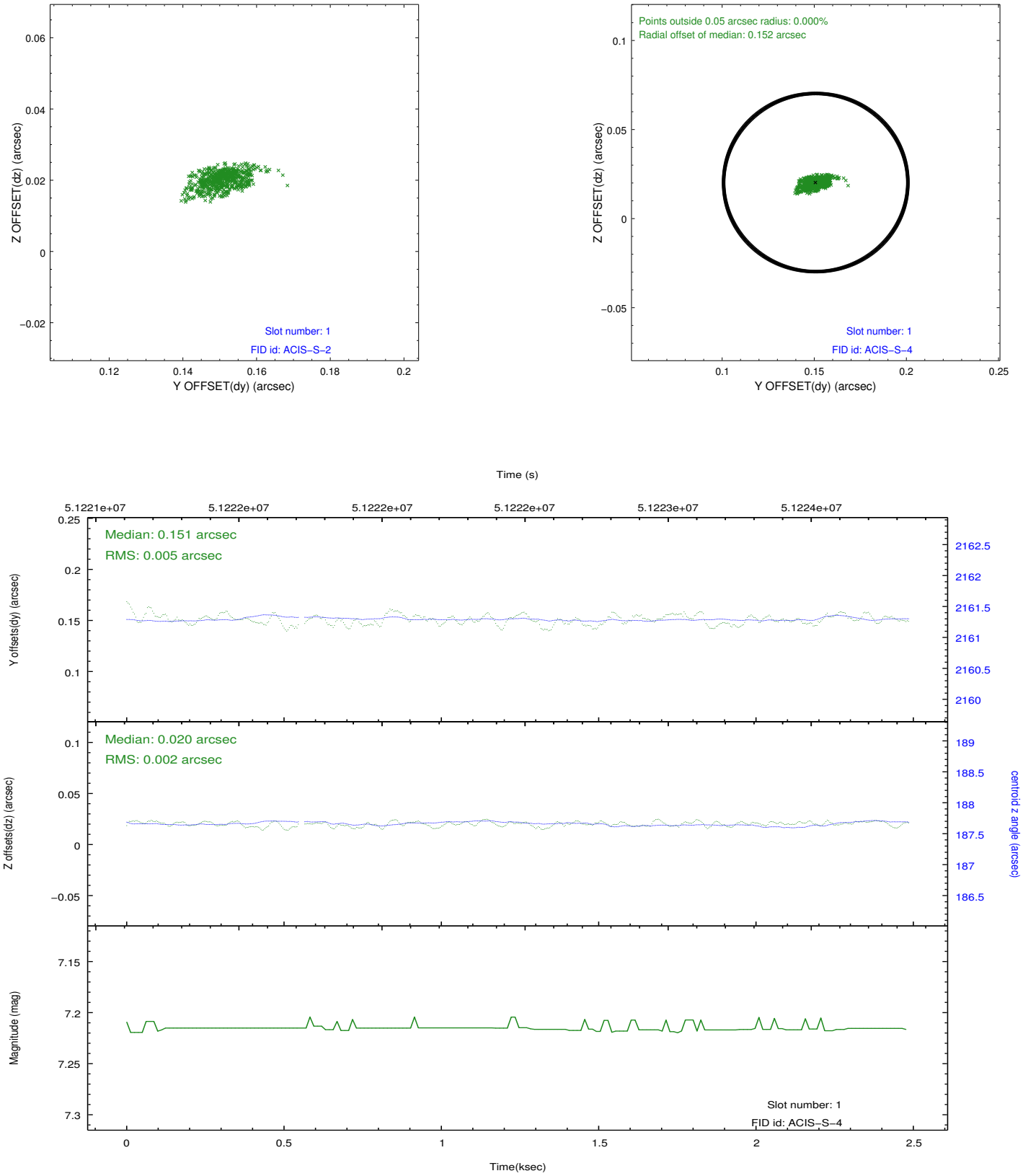


2.5 FID Slots

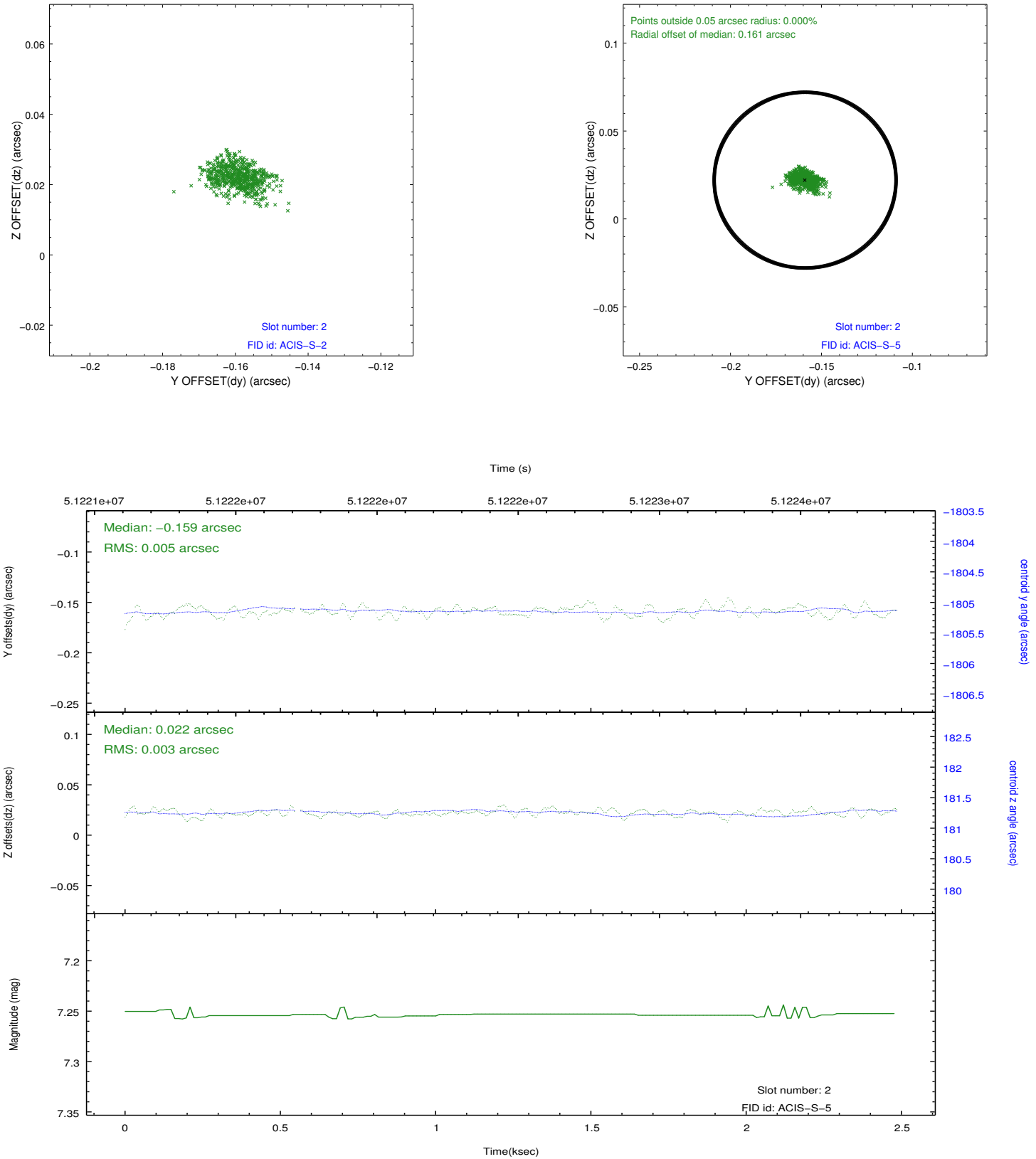
2.5.1 Slot 0




2.5.2 Slot 1



2.5.3 Slot 2



3 Point Sources



A Summary

A.1 Status

V&V Scientist	Joy Nichols
V&V Date (YYYY-MM-DD)	2010.05.19
V&V Edition	1
V&V Disposition and Status	OK
V&V Charge Time	1.76

A.2 Comments

ACIS-S Crude Optical Axis Determination Yoff = -3.0, Zoff =-2.8.

Target

very off-axis.

===

Guide star in slot 4 was not acquired. The guide star in slot 3 was removed from the aspect solution due to poor data quality.

===

The focal plane temperature is approximately -100 C during this observation. This reprocessing of the data applies no CTI correction because none is available for this temperature at present.

The ACIS CTI correction has not been calibrated at this temperature, because it was early in the mission, and ACIS had not yet been lowered to the standard -119.7 C. Both front and back illuminated chips are affected. However a T_GAIN correction has been applied to the BI chips (ACIS-5 and ACIS-7) data included here.

The ACIS spectral response calibration is less accurate at these warmer temperatures than it is at -119.7 C. Users whose science objectives depend on the most accurate spectral response (ie: fitting line-rich spectra) may notice an effect. Users whose science objectives do not depend on the most accurate spectral response should not notice an effect.