

# V&V Reference Report

## L2 ASCDS Version : 8.4.5

Observation 2098 - L2 Version 3  
Chandra X-Ray Center


L2 Processing Date : Sep 28 2012

## Contents

<b>1</b>	<b>Front</b>	<b>2</b>
<b>2</b>	<b>OBI</b>	<b>3</b>
2.1	OBI . . . . .	3
2.1.1	Images . . . . .	3
2.1.2	Bias . . . . .	3
2.1.3	Parameters . . . . .	4
2.1.4	Events . . . . .	4
2.2	Compared Parameters . . . . .	5
2.3	Aspect . . . . .	6
2.4	Star Slots . . . . .	9
2.4.1	Slot 3 . . . . .	9
2.4.2	Slot 4 . . . . .	10
2.4.3	Slot 5 . . . . .	11
2.4.4	Slot 6 . . . . .	12
2.4.5	Slot 7 . . . . .	13
2.5	FID Slots . . . . .	14
2.5.1	Slot 0 . . . . .	14
2.5.2	Slot 1 . . . . .	15
2.5.3	Slot 2 . . . . .	16
<b>A</b>	<b>Summary</b>	<b>17</b>
A.1	Status . . . . .	17
A.2	Comments . . . . .	17

# 1 Front


seq_num	700288	Sequence number
obs_id	2098	Observation id
title	PUBLIC OBSERVATIONS OF A WELL-DEFINED SAMPLE OF BAL QSOs FROM THE LARGE BRIGHT QUASAR SURVEY: REMOVING THE BARRIERS	Proposal title
observer	Prof. William Brandt	Principal investigator
object	LBQS 0019+0107	Source name
dtcycle	0	&#160
cycle	P	events from which exps? Prim/Second/Both
ra_targ	5.614583	Observer's specified target RA [deg]
dec_targ	1.403417	Observer's specified target Dec [deg]
ra_nom	5.616850321363	Nominal RA [deg]
dec_nom	1.3939266038964	Nominal Dec [deg]
roll_nom	293.8378368892	Nominal Roll [deg]
revision	3	Processing version of data
ontime	4860.54216142	Sum of GTIs [s]
livetime	4798.995049905	Livetime [s]
ontime2	4860.5832014233	Sum of GTIs [s]
ontime3	4860.419041425	Sum of GTIs [s]
ontime5	4860.5011214167	Sum of GTIs [s]
ontime6	4860.4600814283	Sum of GTIs [s]
ontime7	4860.54216142	Sum of GTIs [s]
ontime8	4860.3780014217	Sum of GTIs [s]
l2events	46924	Number of level 2 events




## 2 OBI

### 2.1 OBI

#### 2.1.1 Images



#### 2.1.2 Bias



### 2.1.3 Parameters

obi_num	4	Obi number	sched_exp_time	4900.000000	[s] Scheduled observation exposure time
ascdsver	8.4.5	Processing system revision	ontime	4860.54216142	Sum of GTIs [s]
caldsver	4.5.2	&#160	ontime2	4860.5832014233	Sum of GTIs [s]
date	2012-09-28T22:14:24	Date and time of file creation	ontime3	4860.419041425	Sum of GTIs [s]
revision	3	Processing version of data	ontime5	4860.5011214167	Sum of GTIs [s]
			ontime6	4860.4600814283	Sum of GTIs [s]
			ontime7	4860.54216142	Sum of GTIs [s]
			ontime8	4860.3780014217	Sum of GTIs [s]
			l1events	218283	Number of level 1 events

### 2.1.4 Events

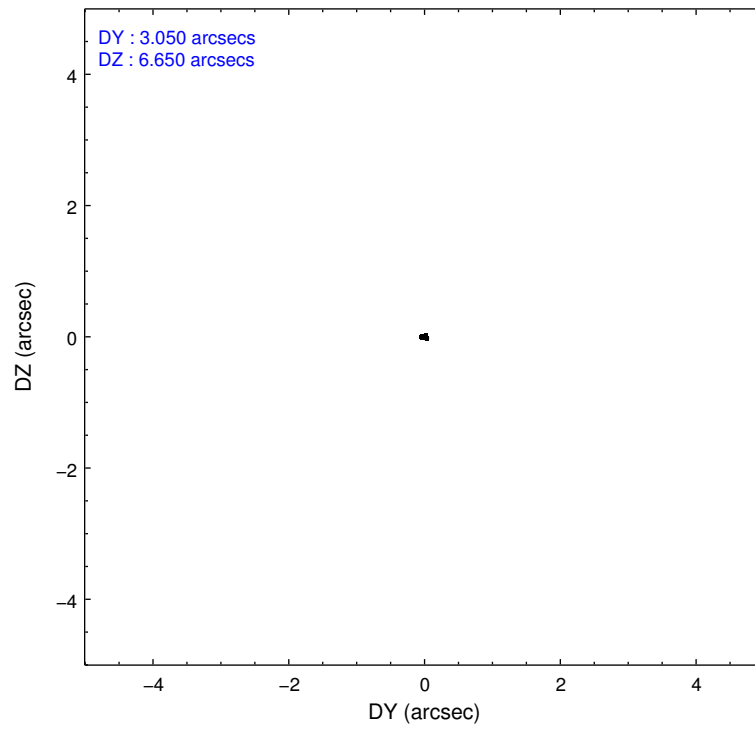
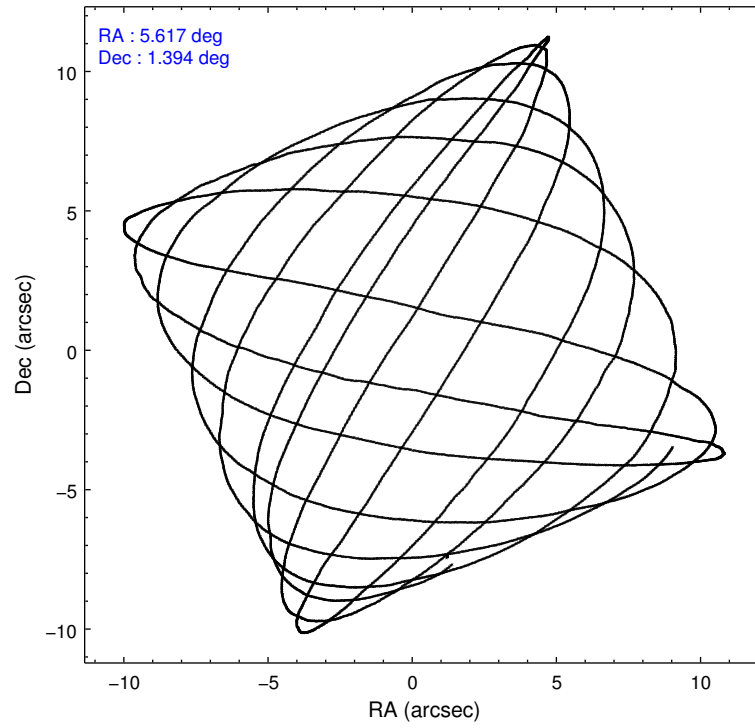
	ccd 2	ccd 3	ccd 5	ccd 6	ccd 7	ccd 8		ccd 2	ccd 3	ccd 5	ccd 6	ccd 7	ccd 8
level 1 events	31380	30604	46768	32164	39666	37701	grade 0 events	1435	1357	3879	1554	1571	2337
rejected events	27959	27281	24354	28485	23098	30294		4%	4%	8%	4%	3%	6%
rejected %	89%	89%	52%	88%	58%	80%	grade 1 events	10	15	84	22	21	20
								0%	0%	0%	0%	0%	0%
							grade 2 events	723	670	6481	683	3258	1597
								2%	2%	13%	2%	8%	4%
							grade 3 events	302	333	857	375	1477	780
								0%	1%	1%	1%	3%	2%
							grade 4 events	353	338	778	360	1461	708
								1%	1%	1%	1%	3%	1%
							grade 5 events	1020	1232	3398	1324	3807	1648
								3%	4%	7%	4%	9%	4%
							grade 6 events	612	629	10451	707	8812	1990
								1%	2%	22%	2%	22%	5%
							grade 7 events	26925	26030	20840	27139	19259	28621
								85%	85%	44%	84%	48%	75%

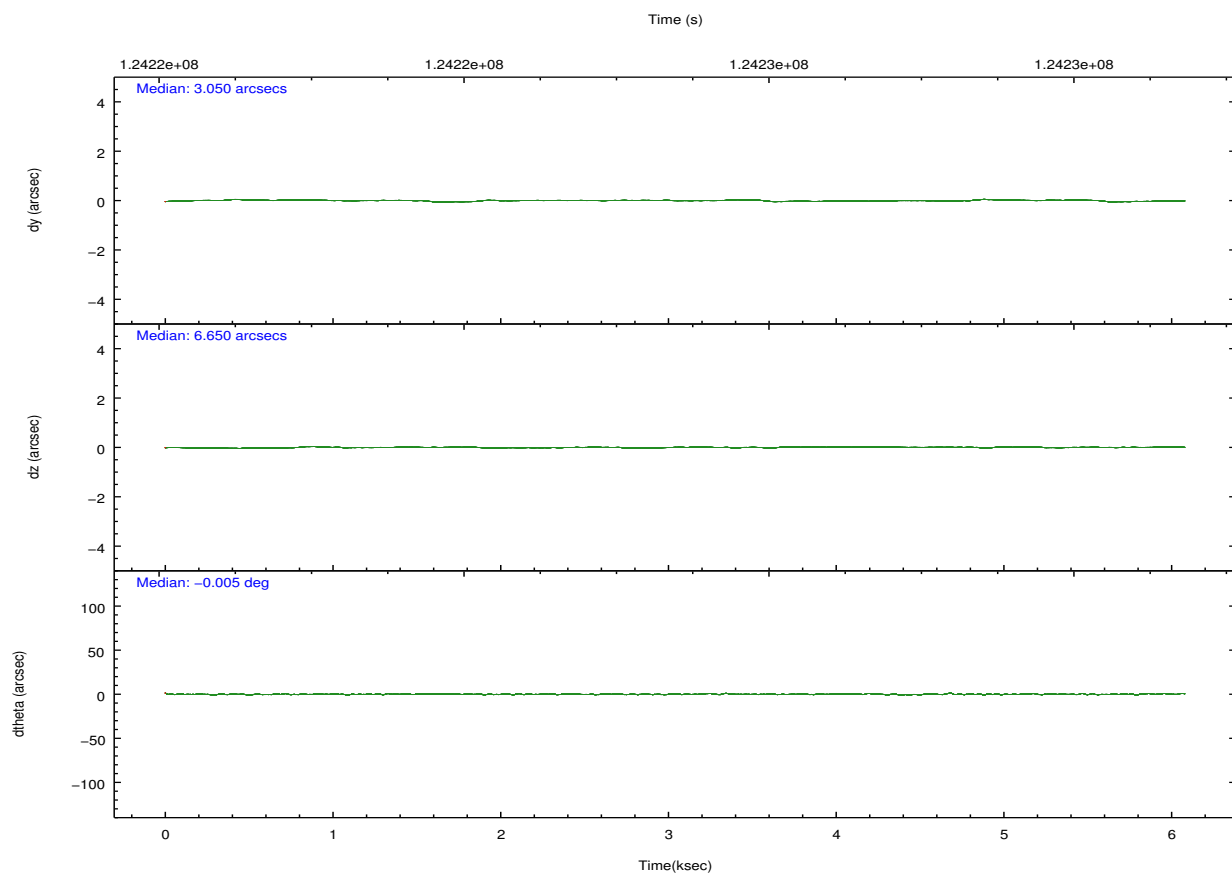
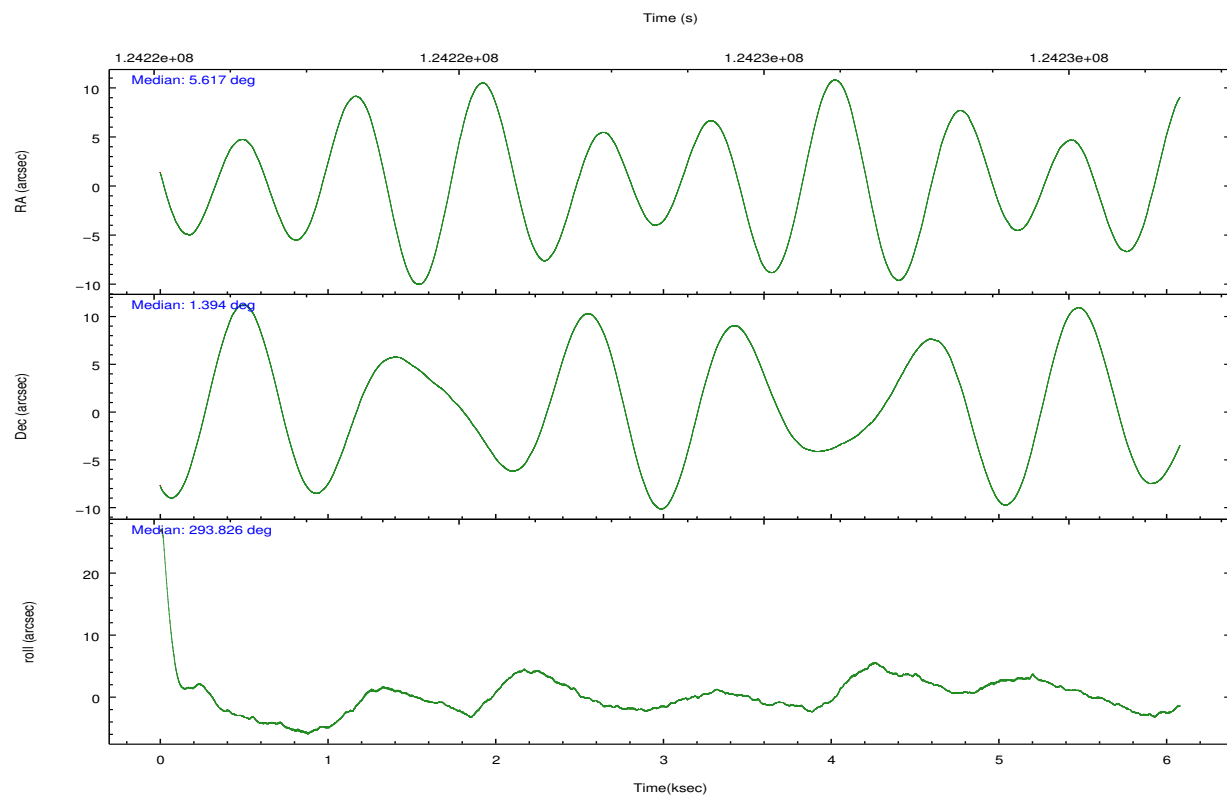


## 2.2 Compared Parameters

Parameter	Planned	Actual	Parameter	Planned	Actual
Instrument	ACIS	ACIS	Obspar format version number	7	7
Detector	ACIS-235678	ACIS-235678	Obspar file type	PREDICTED	ACTUAL
Grating	NONE	NONE	Obspar update status	NONE	UPDATED
Data mode	FAINT	FAINT	Number of optional ACIS chips dropped	0	0
Observation mode	POINTING	POINTING	On-chip summing requested	N	N
[deg] Pointing RA	5.594673	5.616850321363003	Subarray requested	NONE	NONE
[deg] Pointing Dec	1.409799	1.393926603896376	Alternating exposures requested	N	N
[deg] Pointing Roll	293.681698	293.8378368892002	[s] Primary exposure time	0.000000	3.2
[mm] SIM focus pos	-0.684267	-0.6828225247311905			
[mm] SIM defocus	0	0.001444936568705701			
[mm] SIM translation stage pos	-190.132523	-190.1425803651734			
[mm] SIM translation stage offset	0	0.01005778216563158			
[s] Observation start time (MET)	124223524.184000	124222070.41885			
Observation start date	2001-12-08T18:31:00	2001-12-08T18:07:50			
[s] Observation end time (MET)	124228424.184000	124228921.51912			
Observation end date	2001-12-08T19:52:40	2001-12-08T20:02:01			
Read mode	TIMED	TIMED			

## 2.3 Aspect



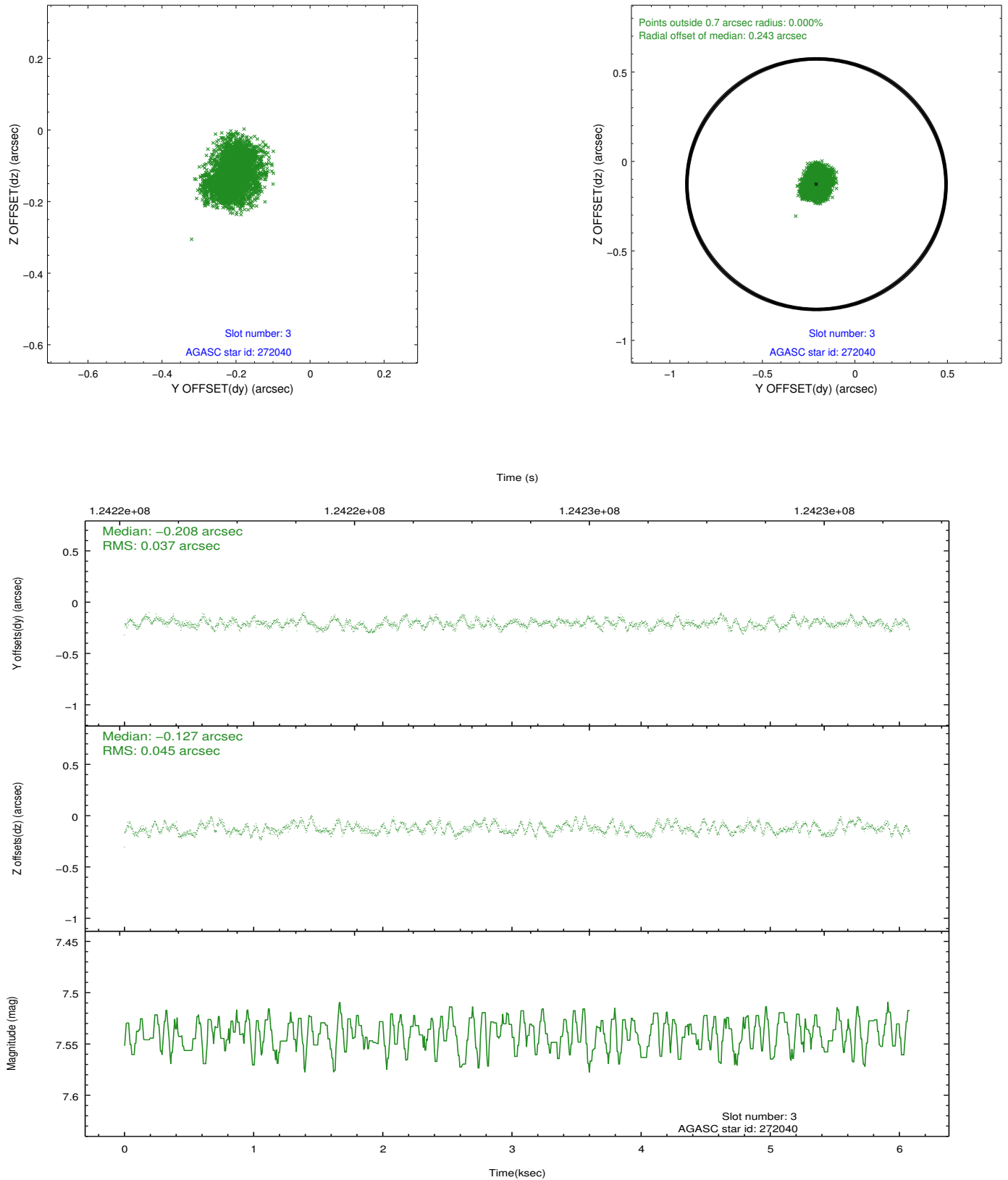


### Slot Statistics

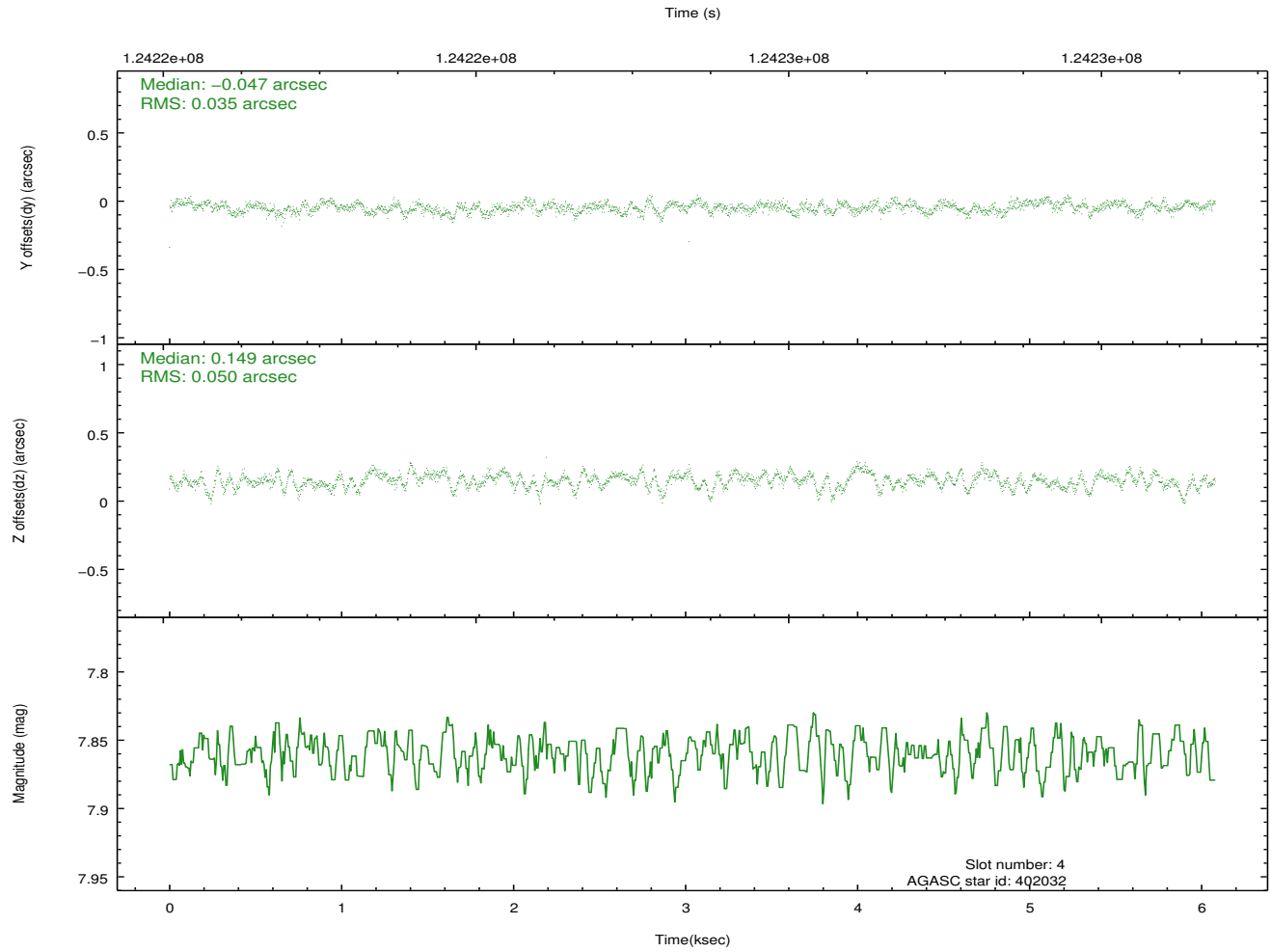
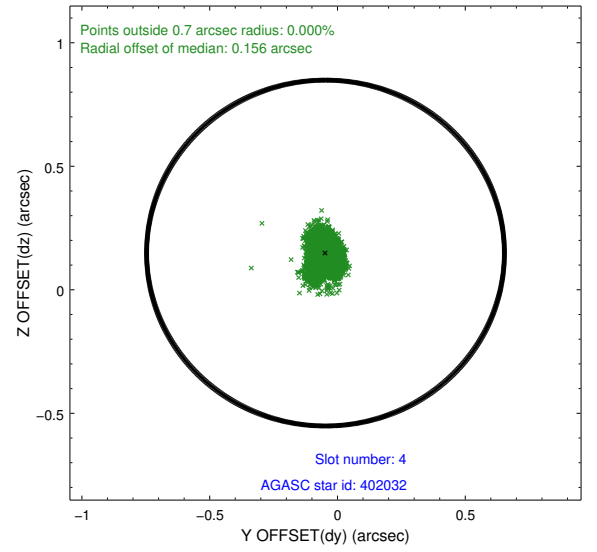
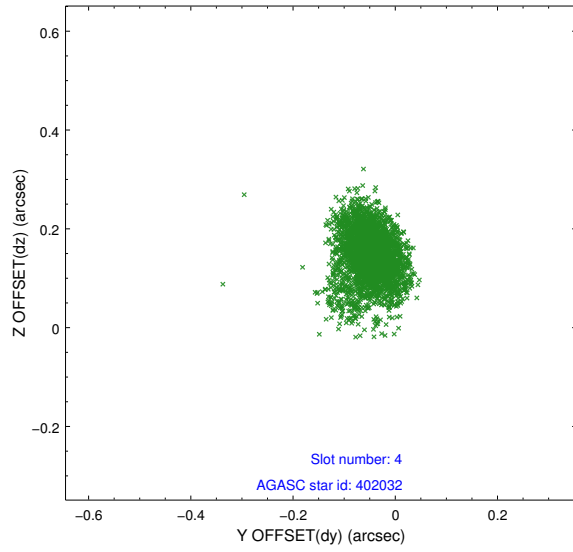
slot	status	id	mag	n_pts	med_dy	med_dz	dr1	dr2	ra	dec	mean_y	mean_z
0	FID	ACIS-S-2	7.11	1484	-0.024	0.011	0.007	0.011	0.000000	0.000000	-755.69	-1727.75
1	FID	ACIS-S-4	7.20	1484	-0.019	0.009	0.005	0.010	0.000000	0.000000	2157.13	179.77
2	FID	ACIS-S-5	7.24	1484	0.013	-0.011	0.007	0.010	0.000000	0.000000	-1807.27	174.47
3	GUIDE	272040	7.54	2967	-0.208	-0.127	0.064	0.095	4.987950	1.582559	-1446.16	-1749.67
4	GUIDE	402032	7.86	2966	-0.047	0.149	0.062	0.109	6.072285	1.556149	207.58	1785.70
5	GUIDE	393744	9.29	2963	0.053	0.070	0.111	0.184	6.144428	1.718707	-223.86	2259.41
6	GUIDE	396608	9.18	2967	0.004	-0.080	0.084	0.138	5.241637	1.191792	209.17	-1477.71
7	GUIDE	393736	9.43	2962	0.200	-0.020	0.091	0.143	5.451317	0.917193	1417.88	-1184.73

## 2.4 Star Slots

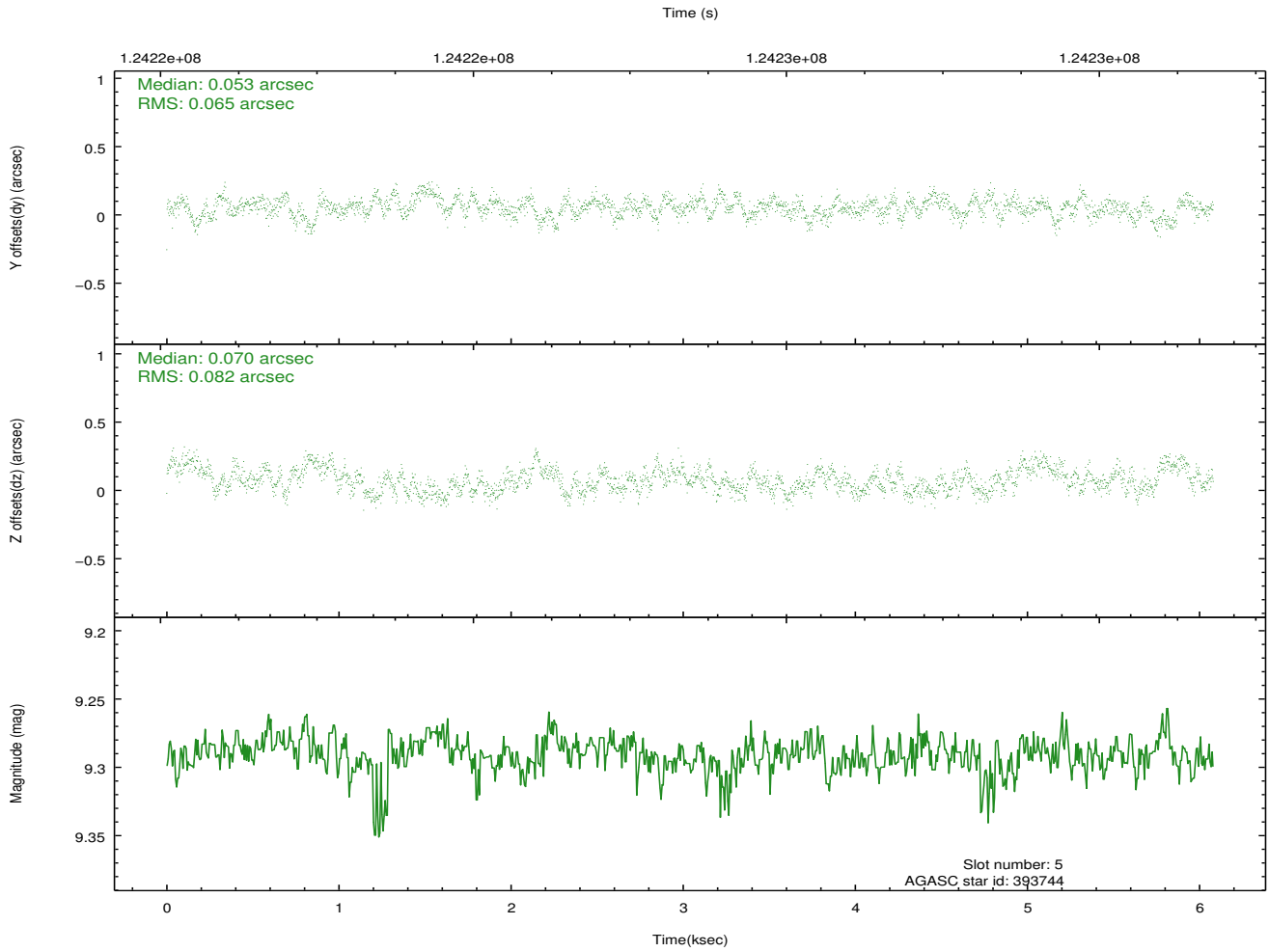
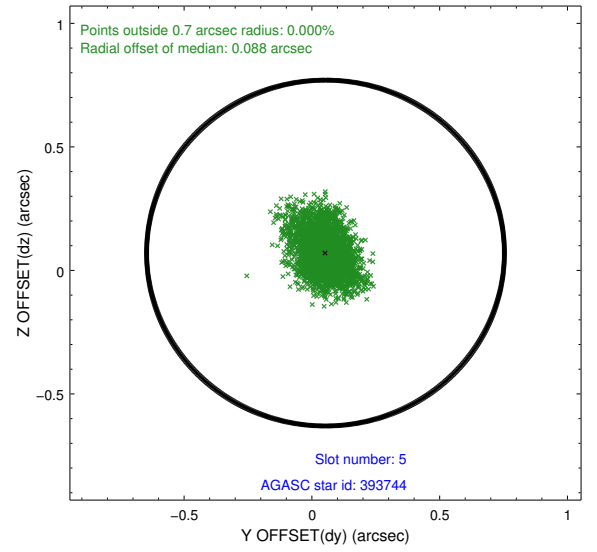
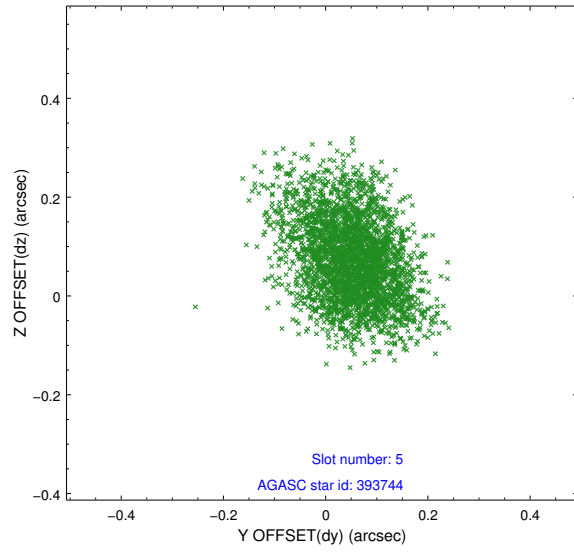
### 2.4.1 Slot 3



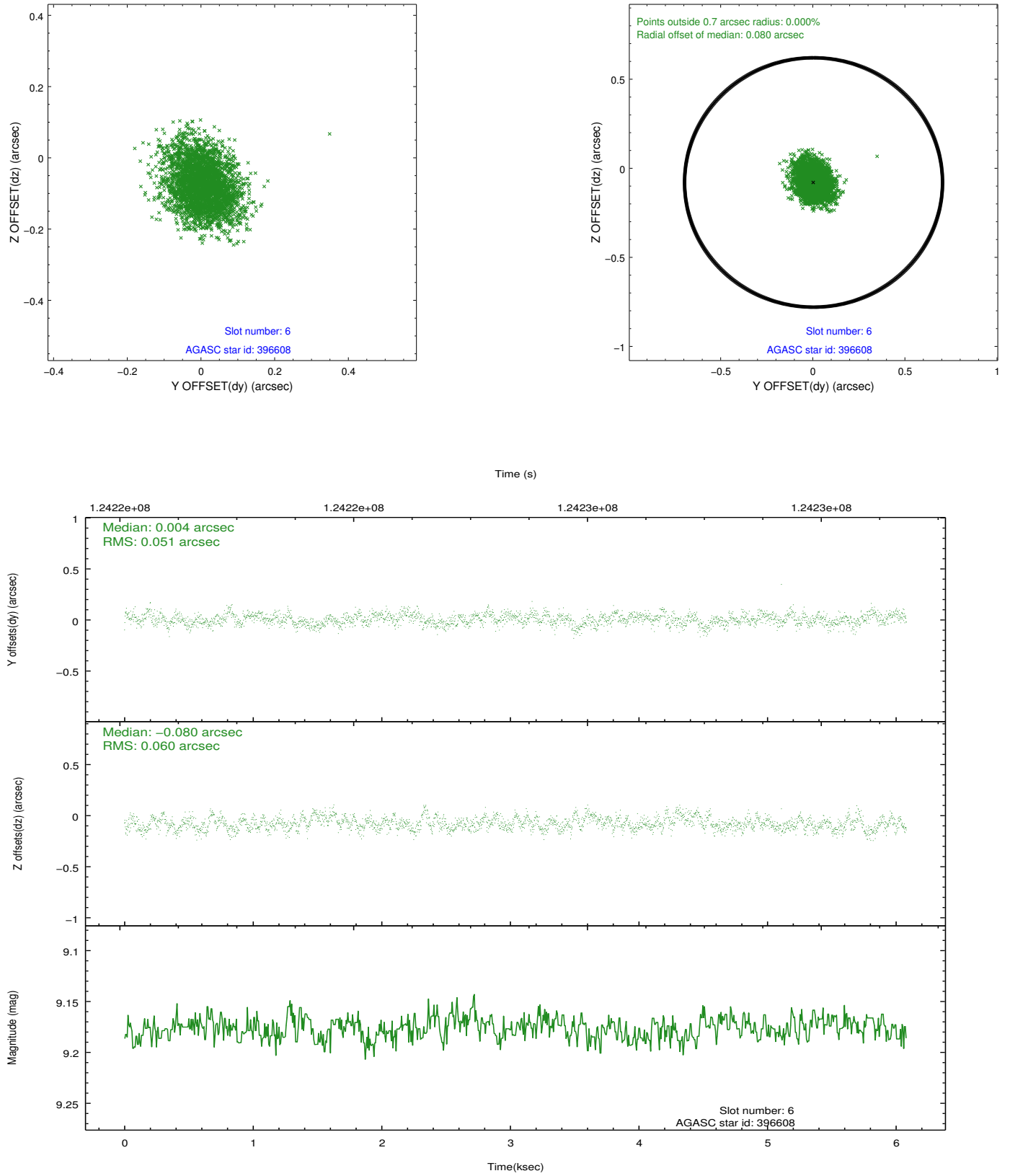
## 2.4.2 Slot 4



### 2.4.3 Slot 5

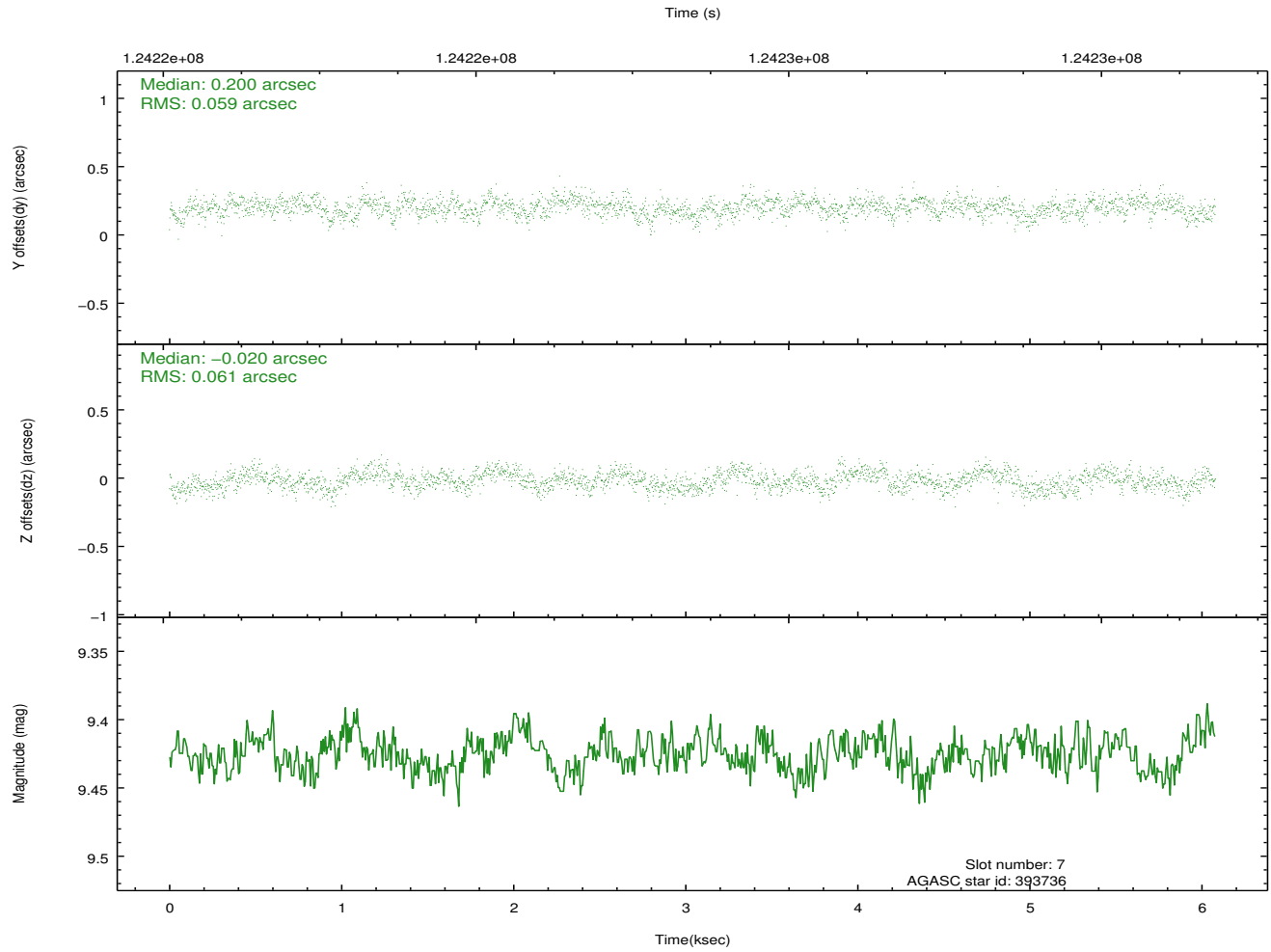
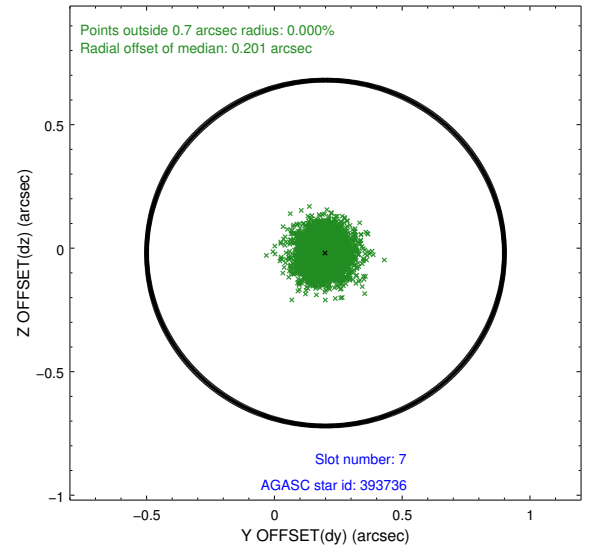
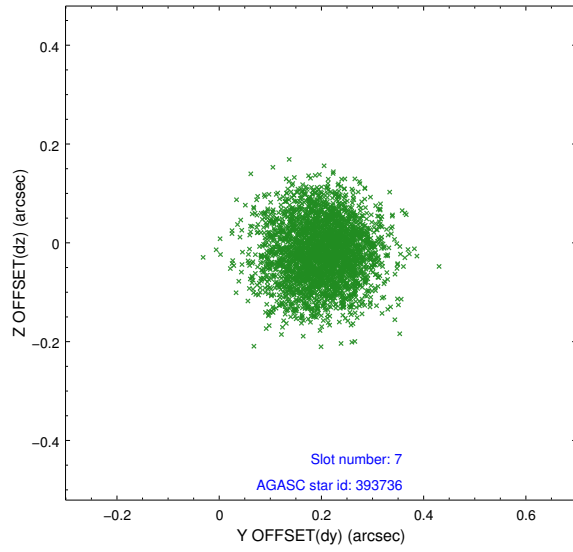


## 2.4.4 Slot 6



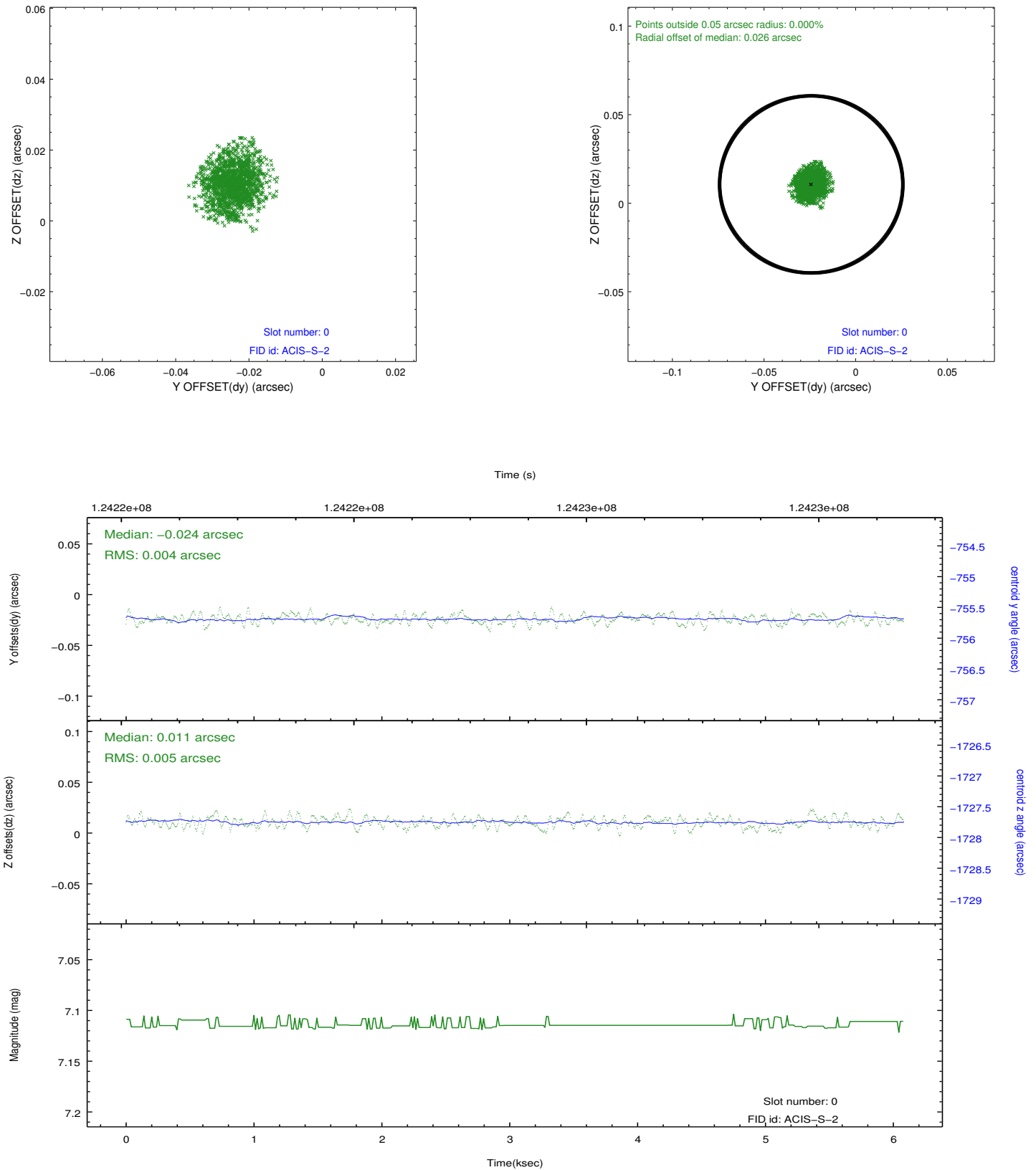


## 2.4.5 Slot 7

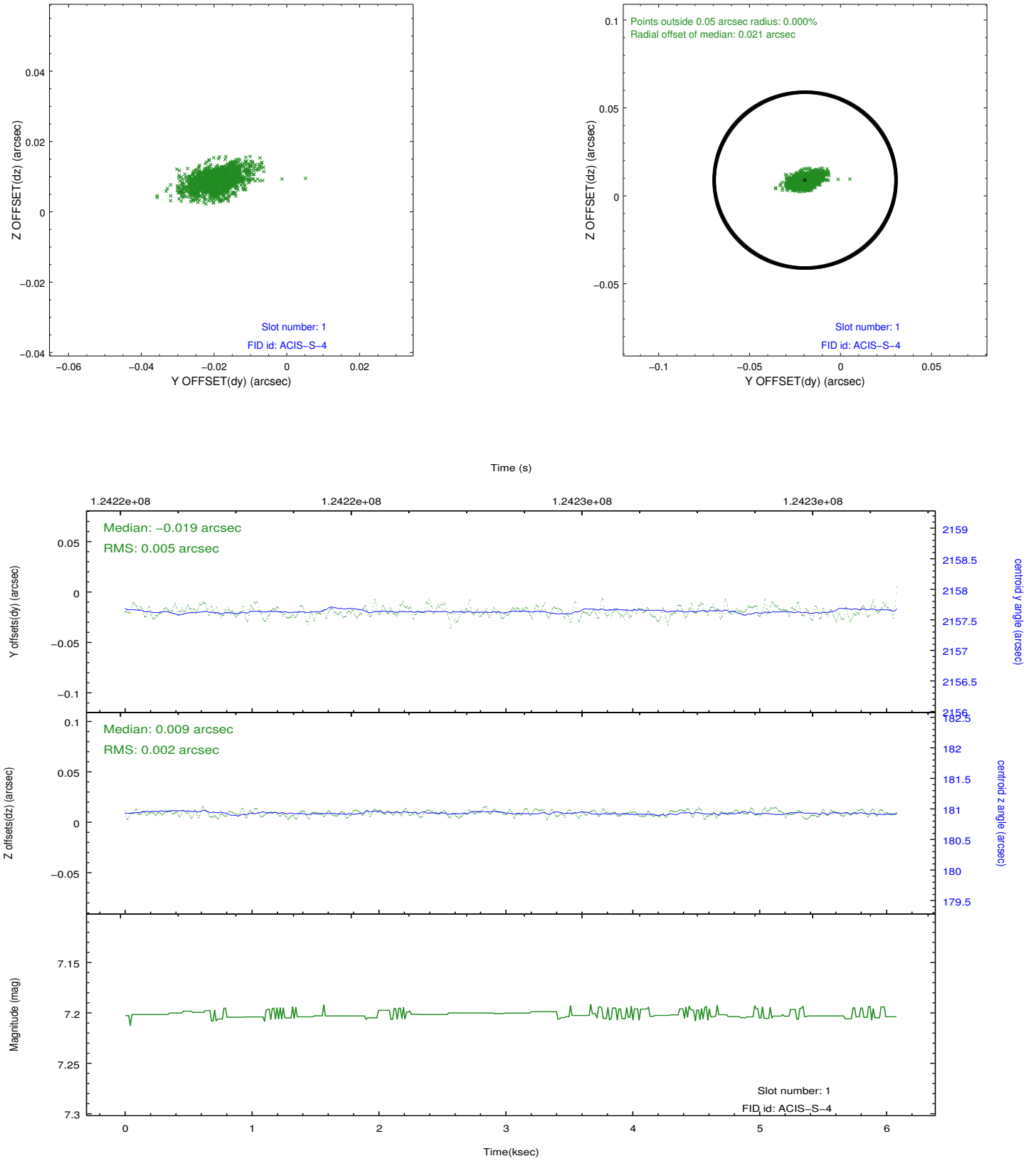


## 2.5 FID Slots

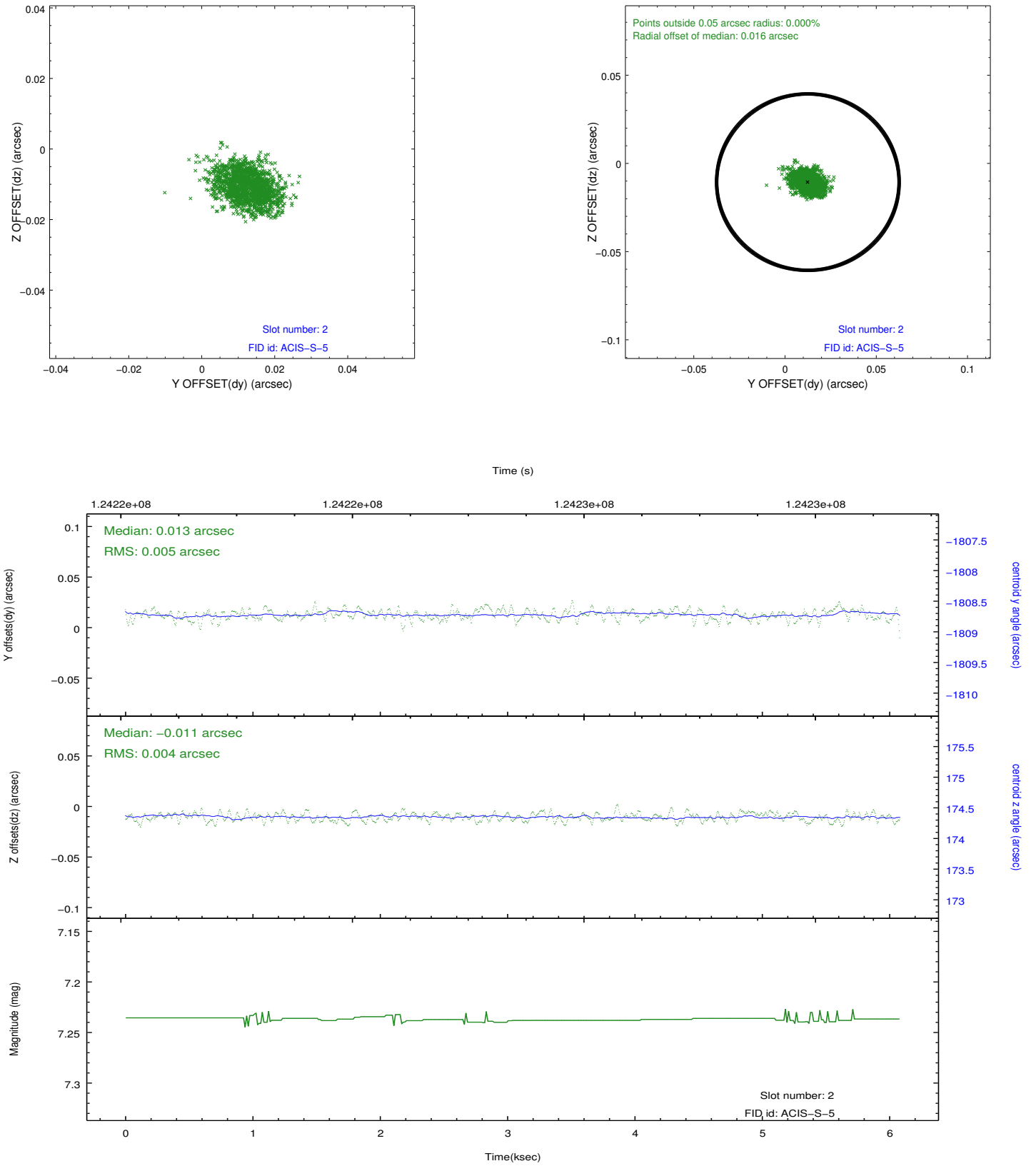
### 2.5.1 Slot 0



## 2.5.2 Slot 1



### 2.5.3 Slot 2



## A Summary

### A.1 Status

V&V Scientist	Jen Lauer
V&V Date (YYYY-MM-DD)	2012.09.30
V&V Edition	1
V&V Disposition and Status	OK
V&V Charge Time	4.86

### A.2 Comments