

V&V Reference Report

L2 ASCDS Version : 8.1.2

Observation 1088 - L2 Version 3

Chandra X-Ray Center

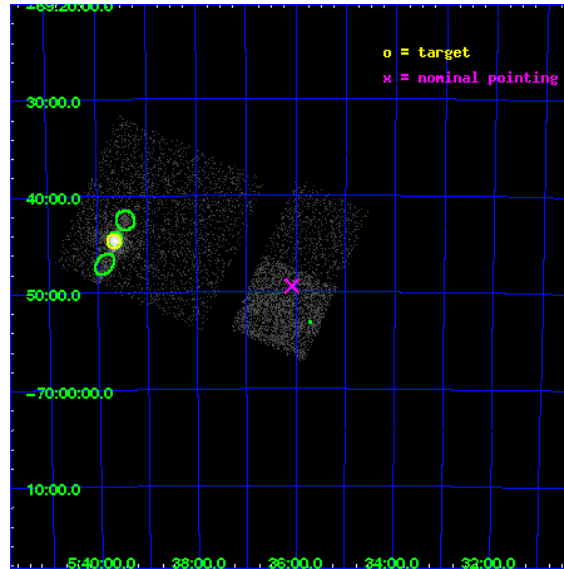
L2 Processing Date : Dec 17 2009

Contents

1	Front	2
2	OBI	3
2.1	OBI	3
2.1.1	Images	3
2.1.2	Bias	3
2.1.3	Parameters	4
2.1.4	Events	4
2.2	Compared Parameters	5
2.3	Aspect	6
2.4	Star Slots	9
2.4.1	Slot 3	9
2.4.2	Slot 4	10
2.4.3	Slot 5	11
2.4.4	Slot 6	12
2.4.5	Slot 7	13
2.5	FID Slots	14
2.5.1	Slot 0	14
2.5.2	Slot 1	15
2.5.3	Slot 2	16
3	Point Sources	17
A	Summary	18
A.1	Status	18
A.2	Comments	18

1 Front


seq_num	480038	Sequence number
obs_id	1088	Observation id
title	 	Proposal title
observer	Dr. CXC Calibration	Principal investigator
object	LMC X-1	Source name
dtcycle	0	
cycle	P	events from which exps? Prim/Second/Both
ra_targ	84.914583	Observer's specified target RA
dec_targ	-69.743611	Observer's specified target Dec
ra_nom	84.020485222449	Nominal RA
dec_nom	-69.823094929553	Nominal Dec
roll_nom	114.13715332632	Nominal Roll
revision	3	Processing version of data
ontime	758.40000070632	Sum of GTIs [s]
livetime	748.79668324372	Livetime [s]
ontime0	758.40000070632	Sum of GTIs [s]
ontime1	758.40000070632	Sum of GTIs [s]
ontime2	758.40000070632	Sum of GTIs [s]
ontime3	758.40000070632	Sum of GTIs [s]
ontime6	758.40000070632	Sum of GTIs [s]
ontime7	758.40000070632	Sum of GTIs [s]
l2events	37169	Number of level 2 events




2 OBI

2.1 OBI

2.1.1 Images



2.1.2 Bias



2.1.3 Parameters

obi_num	0	Obi number	sched_exp_time	1000.000000	Scheduled observation exposure time
ascdsver	8.1.2	ASCDS version number	ontime	758.40000070632	Sum of GTIs [s]
caldsver	4.1.4	 	ontime0	758.40000070632	Sum of GTIs [s]
date	2009-12-17T06:21:10	Date and time of file creation	ontime1	758.40000070632	Sum of GTIs [s]
revision	3	Processing version of data	ontime2	758.40000070632	Sum of GTIs [s]
			ontime3	758.40000070632	Sum of GTIs [s]
			ontime6	758.40000070632	Sum of GTIs [s]
			ontime7	758.40000070632	Sum of GTIs [s]
			l1events	76572	Number of level 1 events

2.1.4 Events

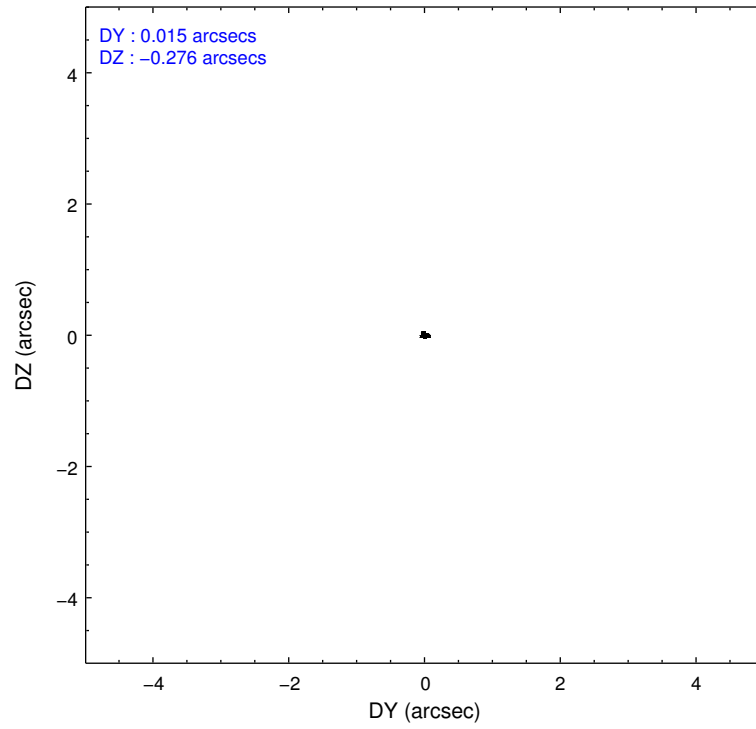
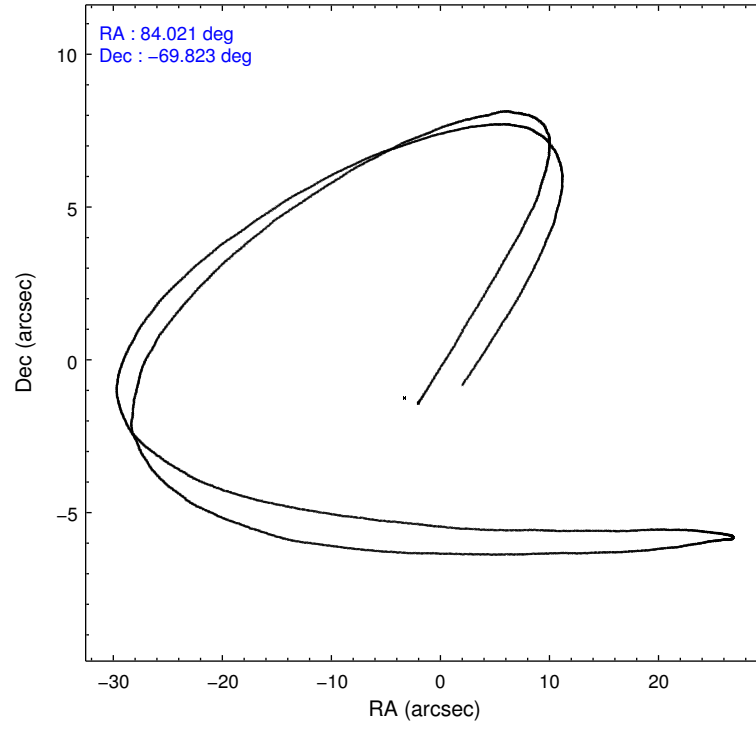
	ccd 0	ccd 1	ccd 2	ccd 3	ccd 6	ccd 7
level 1 events	6850	40087	7584	7150	7222	7679
rejected events	5995	8273	6800	6394	6382	4416
rejected %	87%	20%	89%	89%	88%	57%

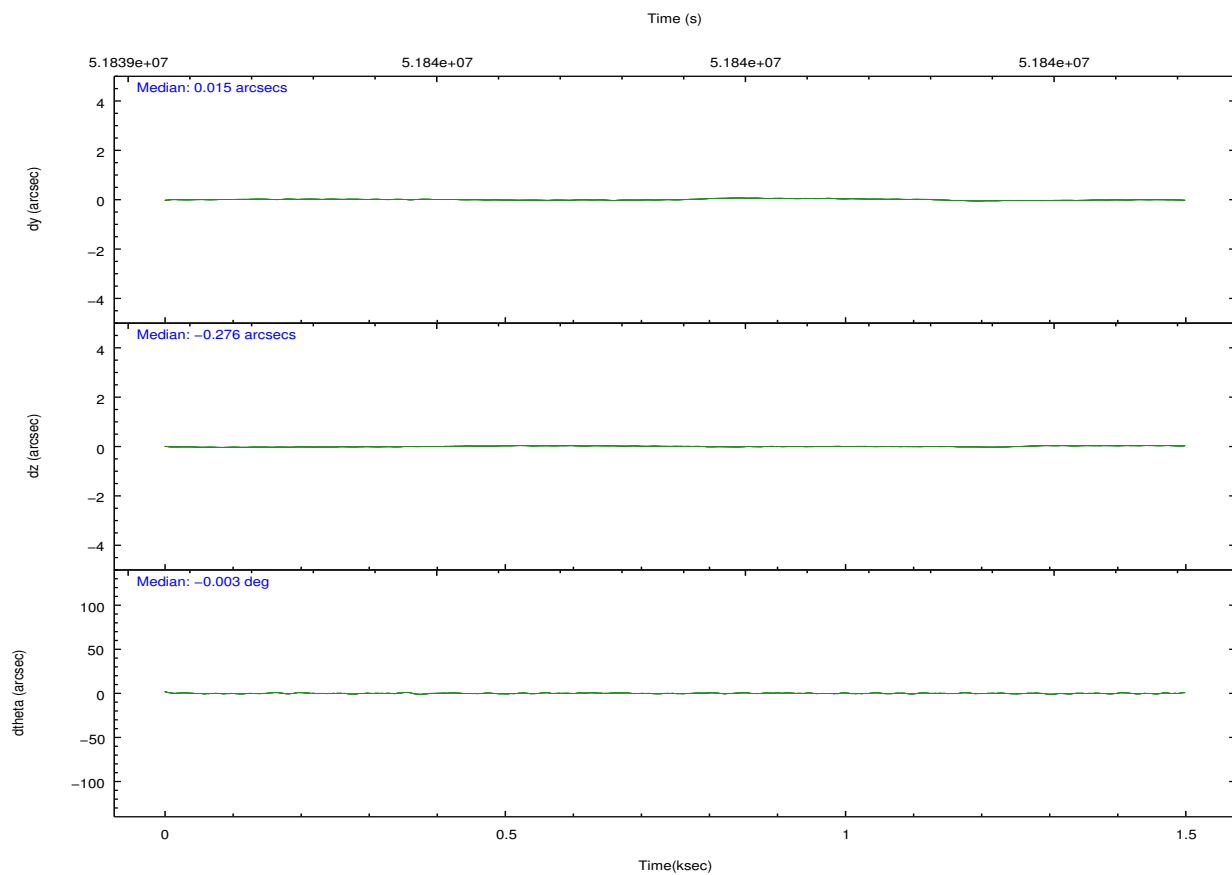
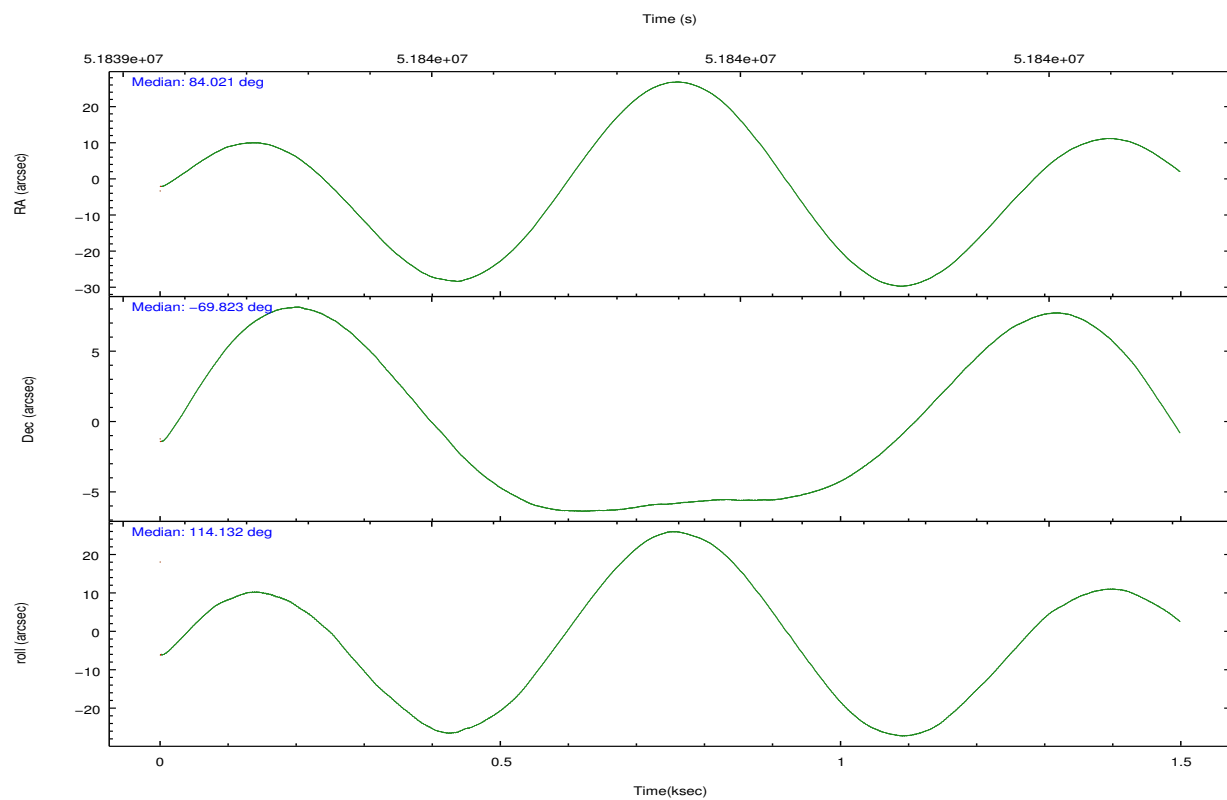
	ccd 0	ccd 1	ccd 2	ccd 3	ccd 6	ccd 7
grade 0 events	436	24544	371	385	426	284
	6%	61%	4%	5%	5%	3%
grade 1 events	2	732	4	3	5	7
	0%	1%	0%	0%	0%	0%
grade 2 events	149	3958	149	154	164	574
	2%	9%	1%	2%	2%	7%
grade 3 events	81	1333	79	60	68	342
	1%	3%	1%	0%	0%	4%
grade 4 events	58	1263	73	63	54	267
	0%	3%	0%	0%	0%	3%
grade 5 events	158	539	169	185	200	486
	2%	1%	2%	2%	2%	6%
grade 6 events	139	1021	118	104	136	1821
	2%	2%	1%	1%	1%	23%
grade 7 events	5827	6697	6621	6196	6169	3898
	85%	16%	87%	86%	85%	50%

2.2 Compared Parameters

Parameter	Planned	Actual	Parameter	Planned	Actual
Instrument	ACIS	ACIS	Obspar format version number	6	6
Detector	ACIS-012367	ACIS-012367	Obspar file type	PREDICTED	ACTUAL
Grating	NONE	NONE	Obspar update status	NONE	UPDATED
Data mode	FAINT	FAINT	Number of optional ACIS chips dropped	0	0
Observation mode	POINTING	POINTING	On-chip summing requested	N	N
Pointing RA	84.084497	84.02048522244884	Subarray requested	NONE	NONE
Pointing Dec	-69.840187	-69.82309492955329	Alternating exposures requested	N	N
Pointing Roll	114.040614	114.1371533263191	Primary exposure time	0.000000	3.2
SIM focus pos (mm)	-0.684267	-0.865731118321573			
SIM defocus (mm)	0	-0.1814636570216768			
SIM translation stage pos (mm)	-190.132523	-190.1199515274594			
SIM translation stage offset (mm)	0	-0.012571055548392			
Observation start time	51839635.184000	51838961.512441			
Observation start date	1999-08-23T23:52:51	1999-08-23T23:42:41			
Observation end time	51840635.184000	51840761.925005			
Observation end date	1999-08-24T00:09:31	1999-08-24T00:12:41			
Read mode	TIMED	TIMED			

2.3 Aspect



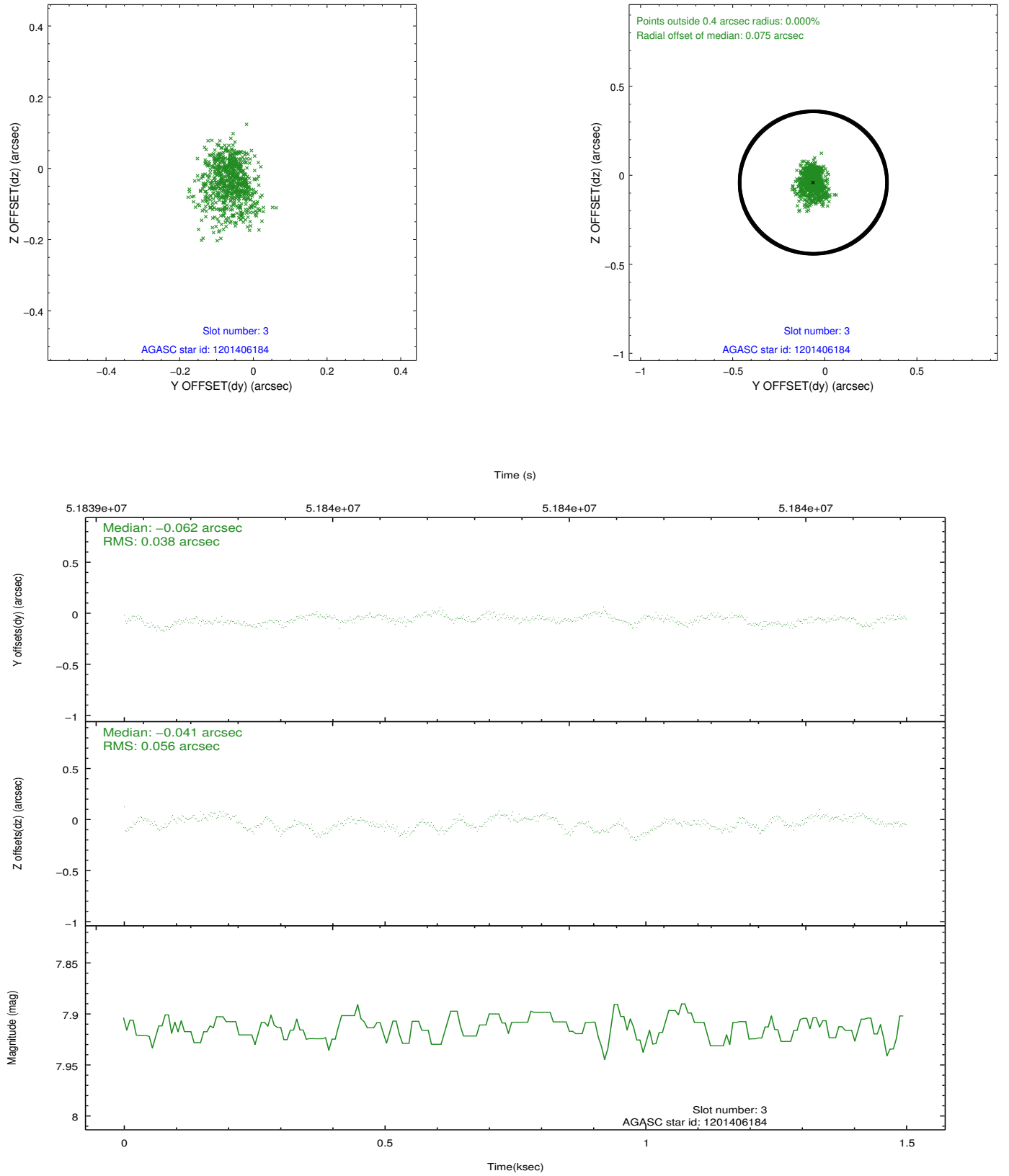


Slot Statistics

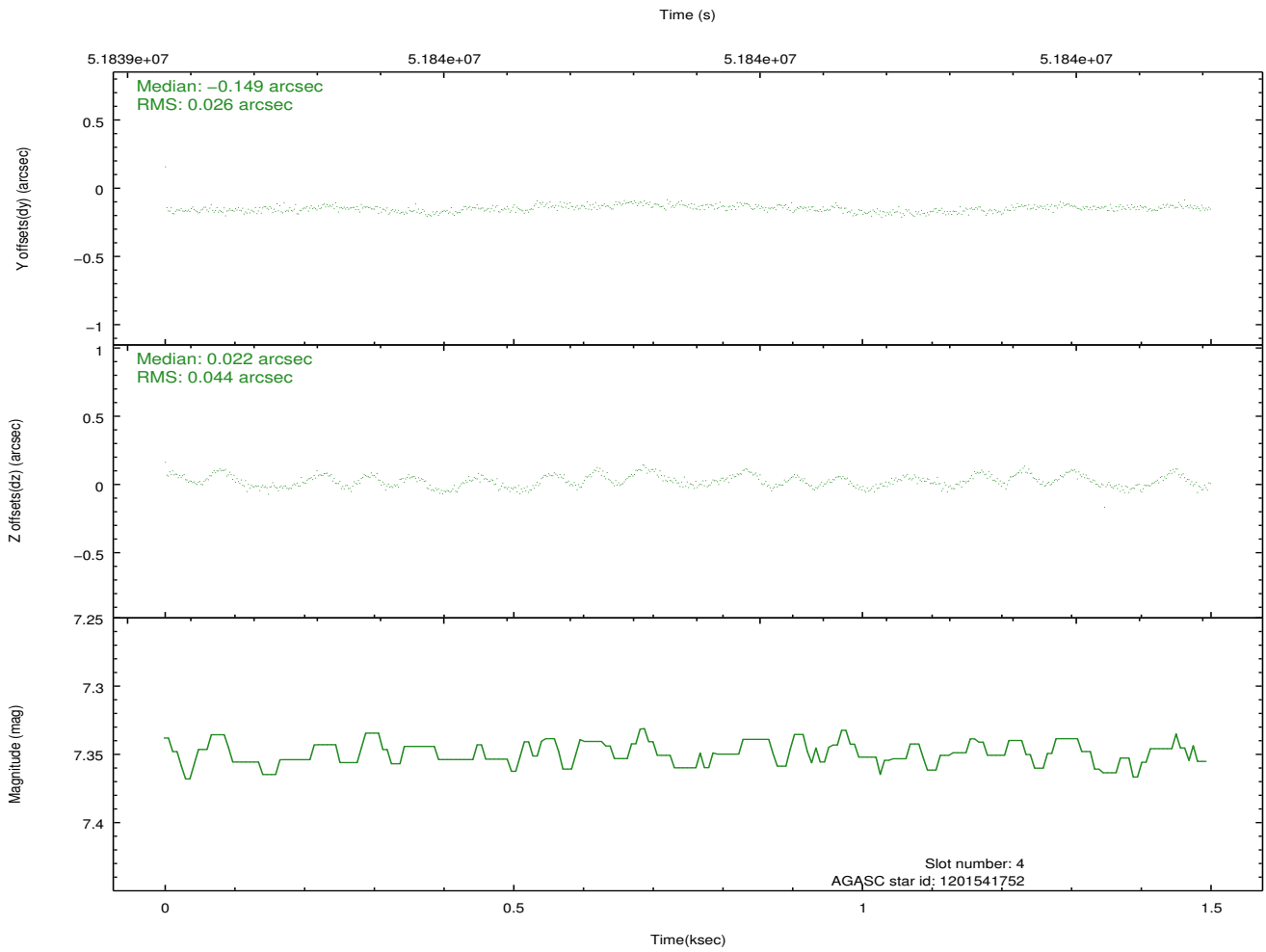
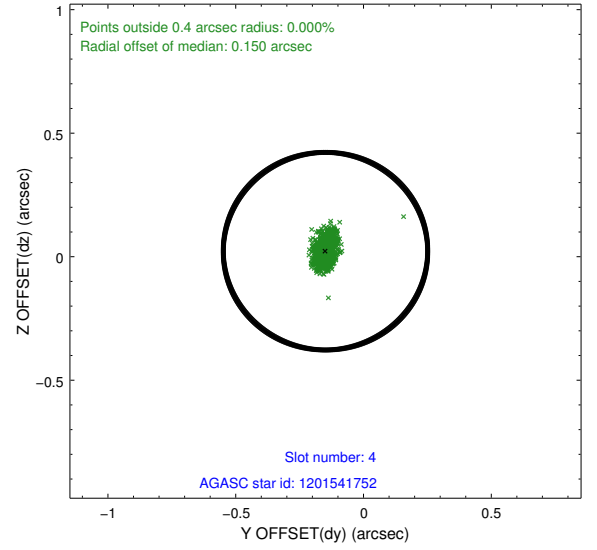
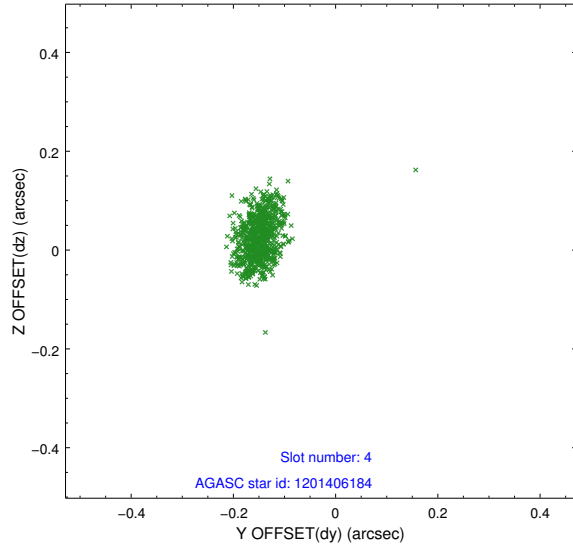
slot	status	id	mag	n_pts	med_dy	med_dz	dr1	dr2	ra	dec	mean_y	mean_z
0	FID	ACIS-S-2	7.12	732	-0.030	-0.027	0.007	0.011	0.000000	0.000000	-752.63	-1721.09
1	FID	ACIS-S-4	7.22	732	0.139	0.022	0.006	0.009	0.000000	0.000000	2159.84	185.16
2	FID	ACIS-S-5	7.25	732	-0.140	0.014	0.006	0.010	0.000000	0.000000	-1802.77	181.33
3	GUIDE	1201406184	7.91	732	-0.062	-0.041	0.074	0.116	82.503234	-69.975517	324.73	1989.18
4	GUIDE	1201541752	7.35	732	-0.149	0.022	0.053	0.084	85.373891	-70.033762	-1298.02	-1153.66
5	GUIDE	1201407840	7.96	732	-0.027	0.026	0.046	0.077	83.696303	-70.172201	-902.76	919.26
6	GUIDE	1201406992	9.27	730	0.239	0.029	0.077	0.119	83.682859	-69.471866	1413.92	-74.58
7	GUIDE	1201540776	9.59	729	0.005	-0.039	0.088	0.143	85.107945	-69.858480	-585.65	-1127.17

2.4 Star Slots

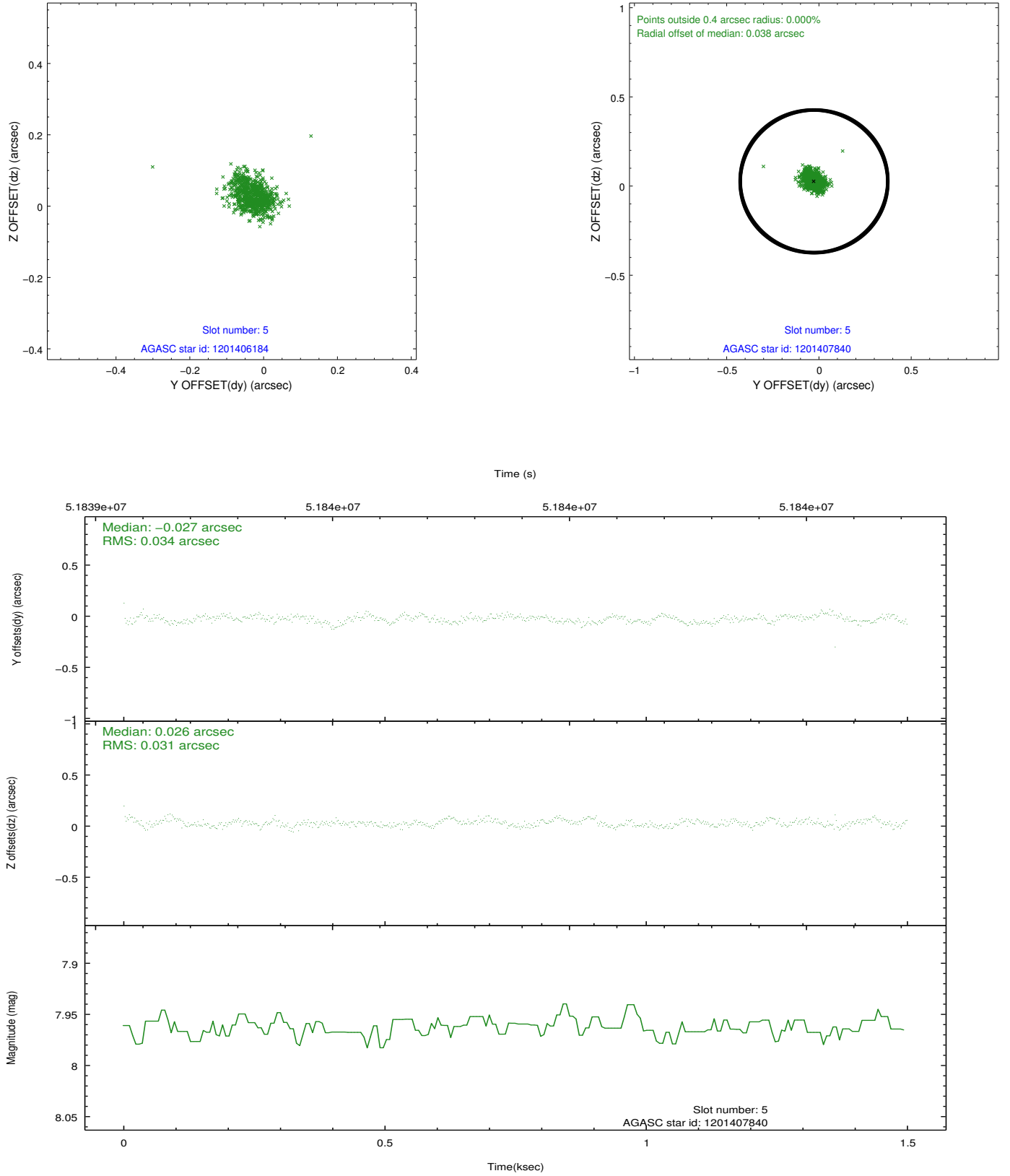
2.4.1 Slot 3



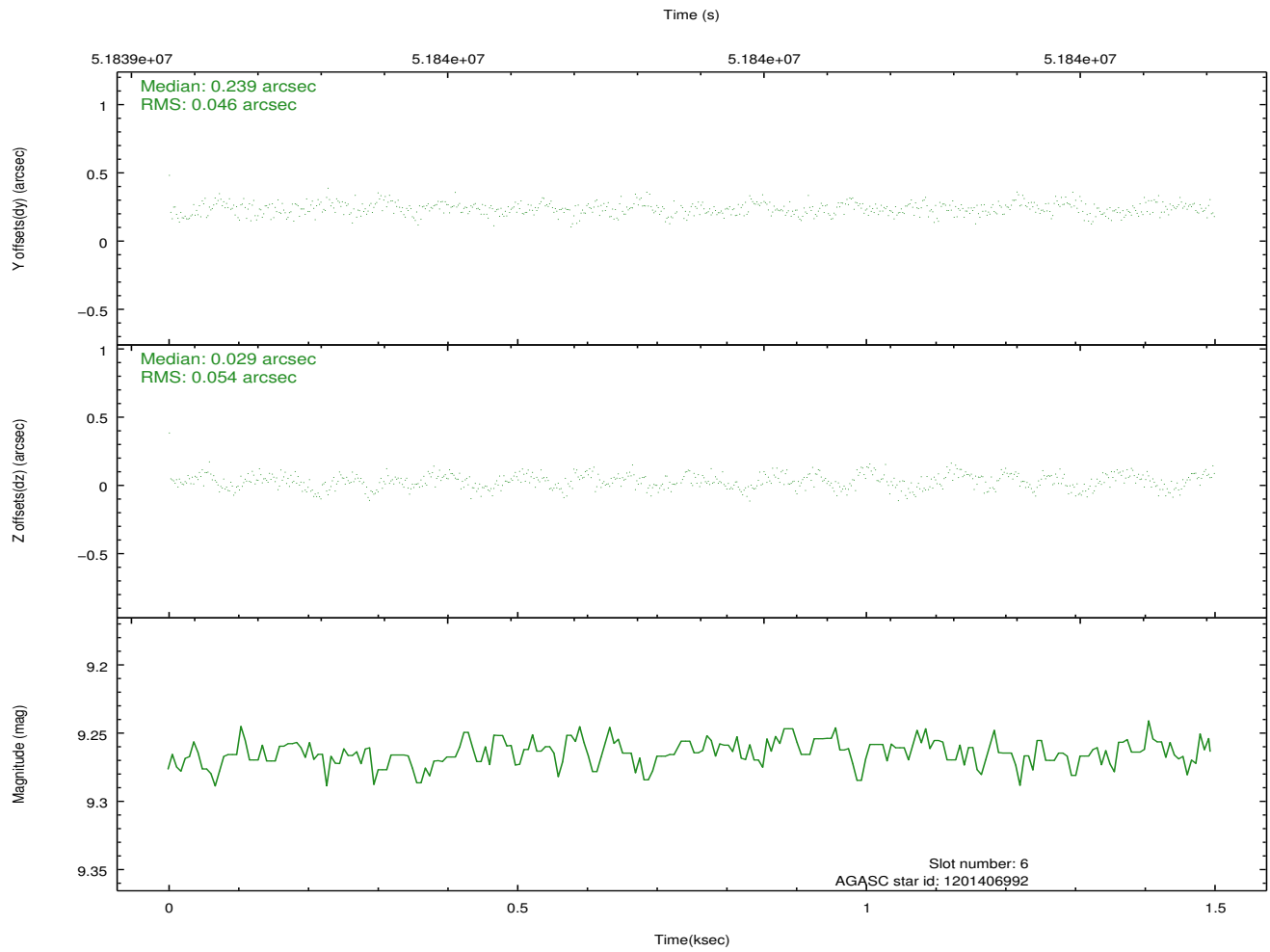
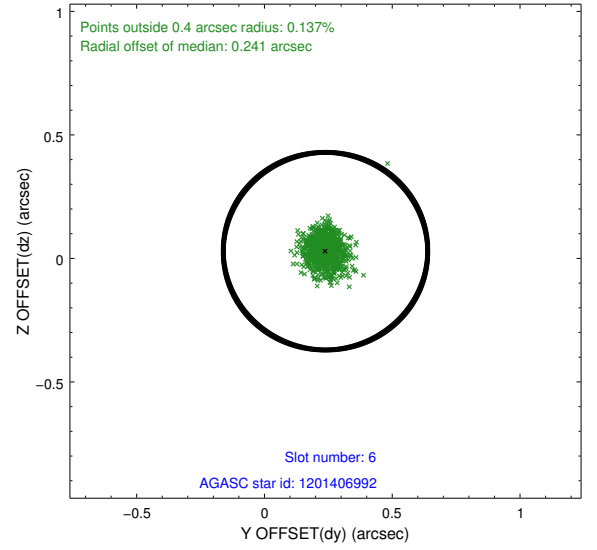
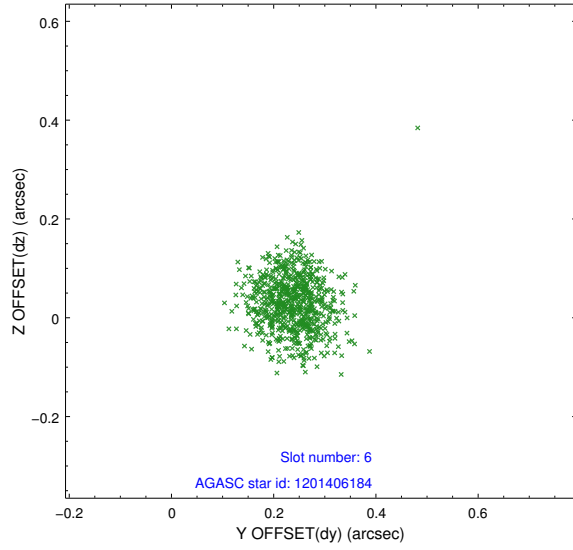
2.4.2 Slot 4



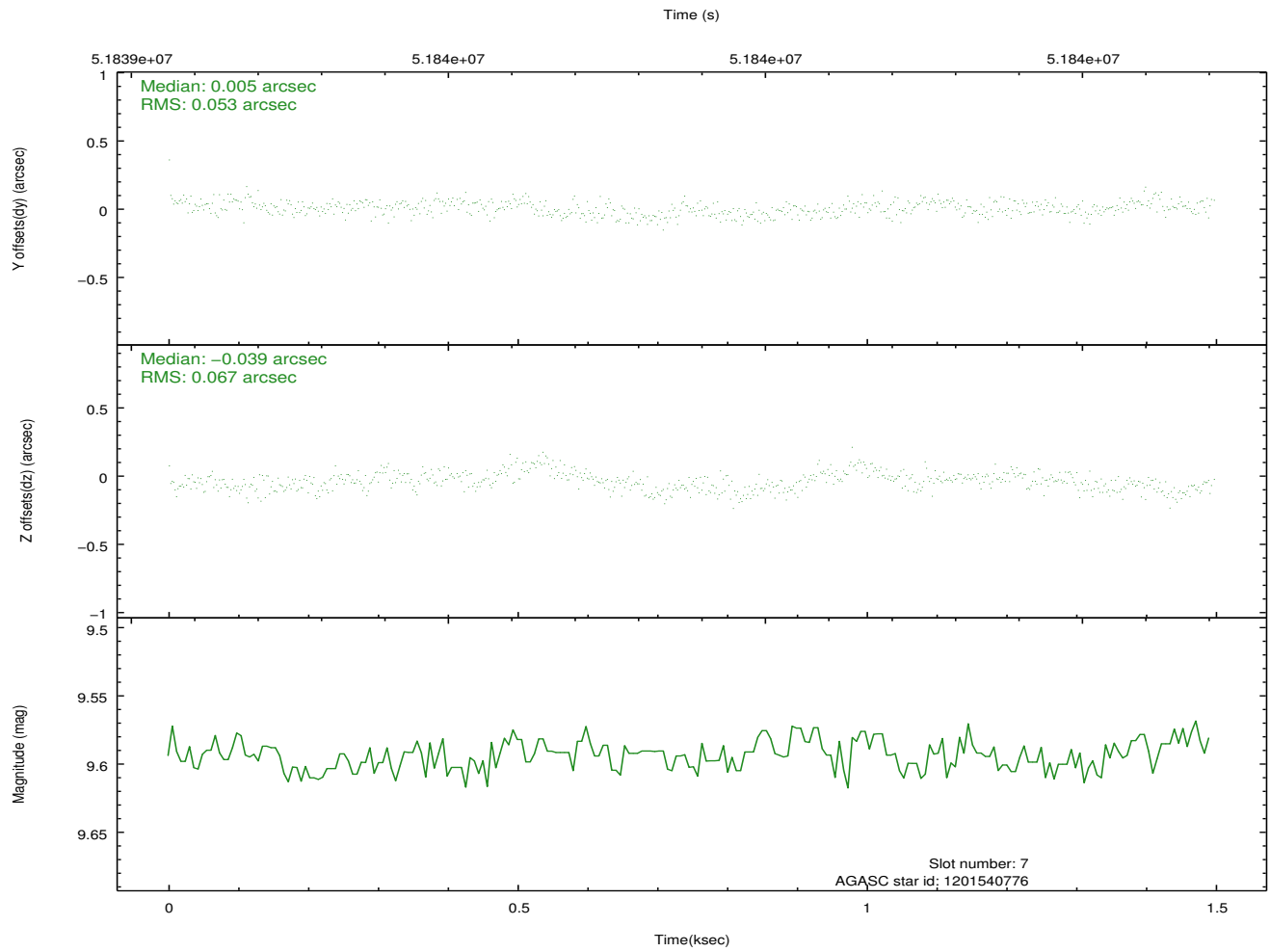
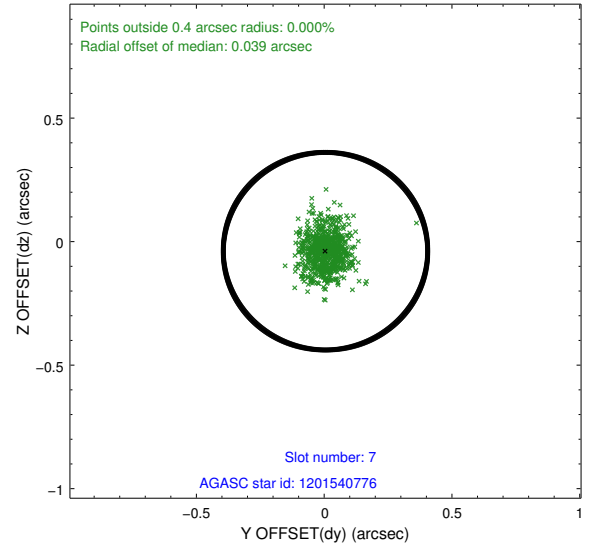
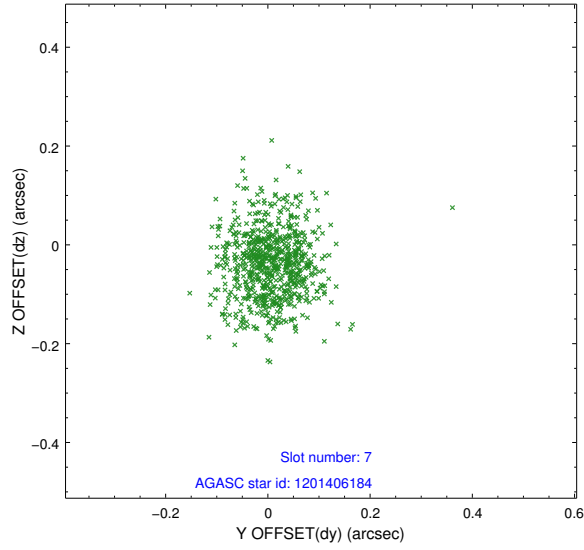
2.4.3 Slot 5



2.4.4 Slot 6

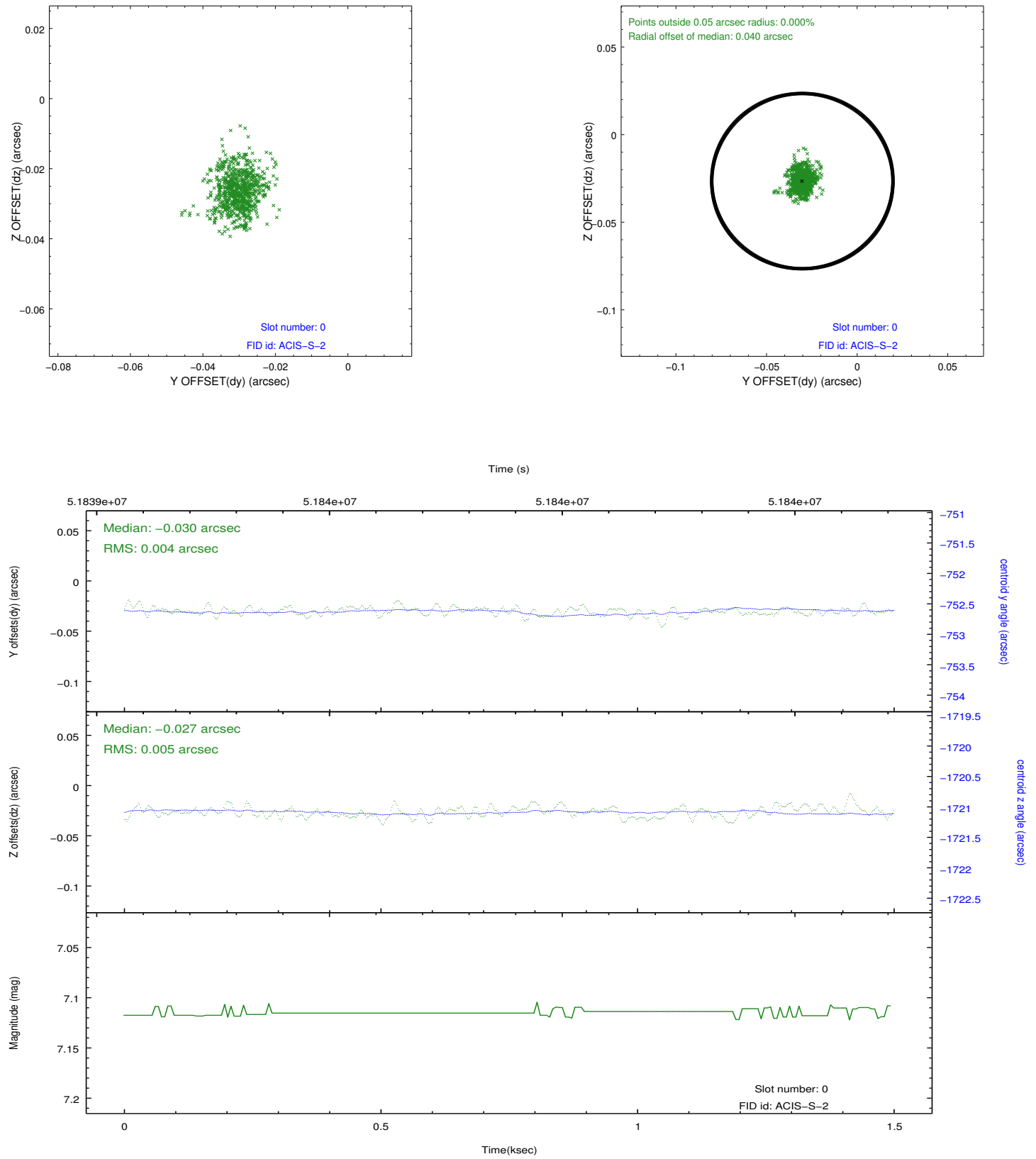


2.4.5 Slot 7

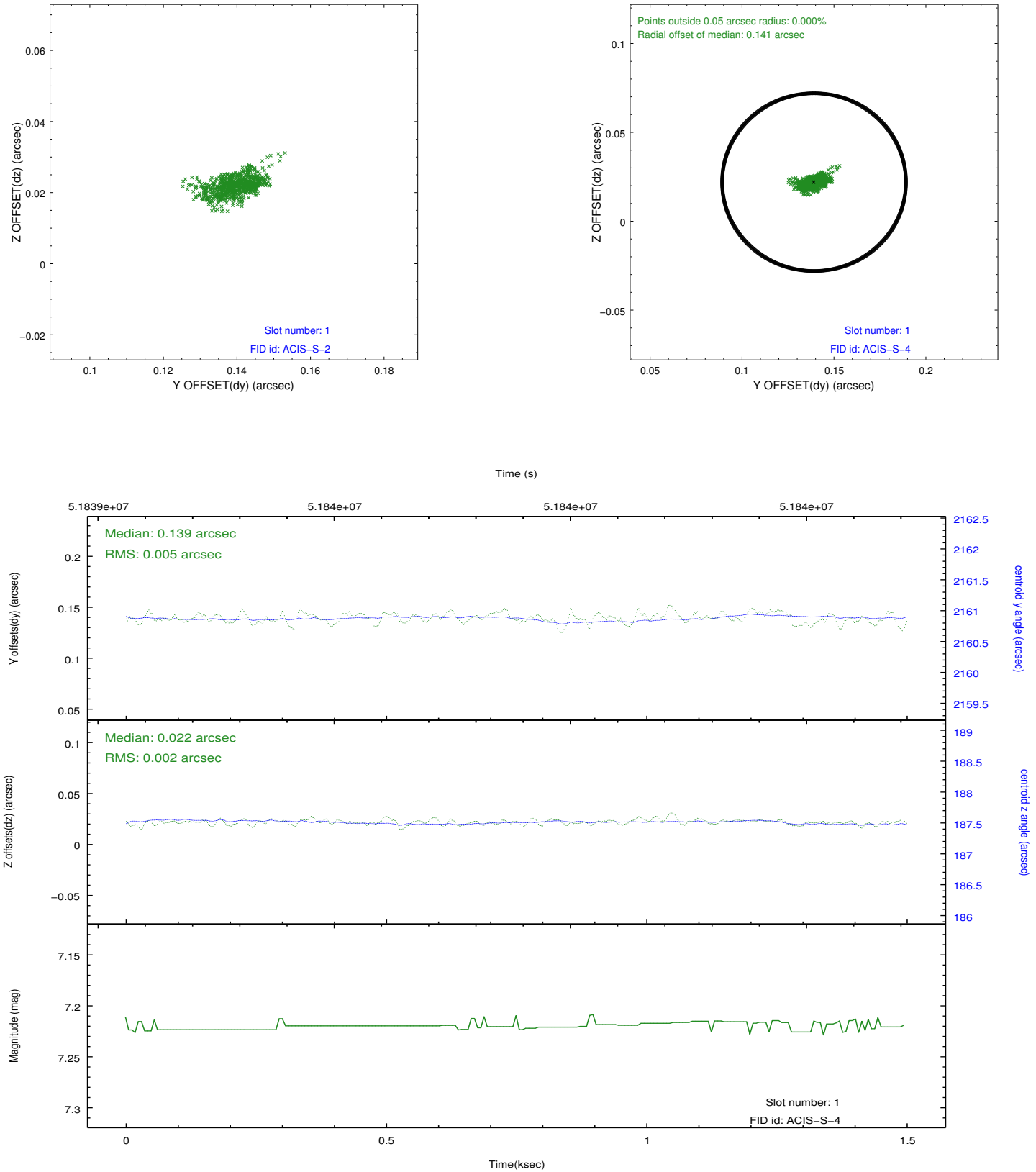


2.5 FID Slots

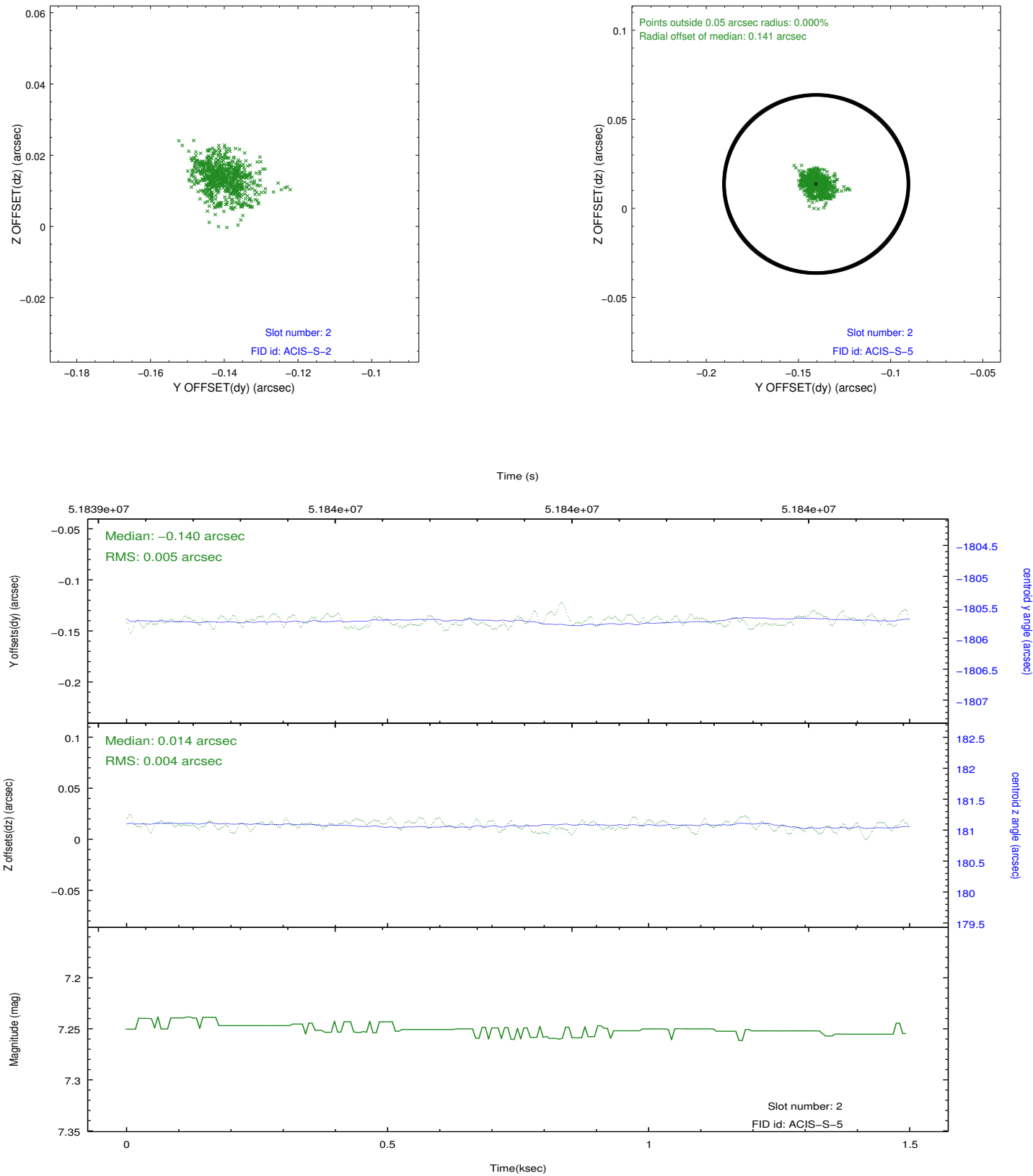
2.5.1 Slot 0



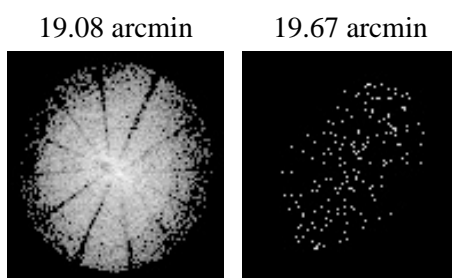
2.5.2 Slot 1



2.5.3 Slot 2



3 Point Sources



A Summary

A.1 Status

V&V Scientist	Joy Nichols
V&V Date (YYYY-MM-DD)	2010.07.28
V&V Edition	1
V&V Disposition and Status	OK
V&V Charge Time	0.761

A.2 Comments

Target is very off-axis on I1.

===

Charge time for this ObsId remains at previous value of 0.761 ksec, although with the current processing the charge time would have been 0.758 ksec.

==

The focal plane temperature is approximately -100 C during this observation. This reprocessing of the data applies no CTI correction because none is available for this temperature at present.

The ACIS CTI correction has not been calibrated at this temperature, because it was early in the mission, and ACIS had not yet been lowered to the standard -119.7 C. Both front and back illuminated chips are affected. However a T_GAIN correction has been applied to the BI chips (ACIS-5 and ACIS-7) data included here.

The ACIS spectral response calibration is less accurate at these warmer temperatures than it is at -119.7 C. Users whose science objectives depend on the most accurate spectral response (ie: fitting line-rich spectra) may notice an effect. Users whose science objectives do not depend on the most accurate spectral response should not notice an effect.