

V&V Reference Report

L2 ASCDS Version : 7.6.8

Observation 4917 - L2 Version 001
Chandra X-Ray Center

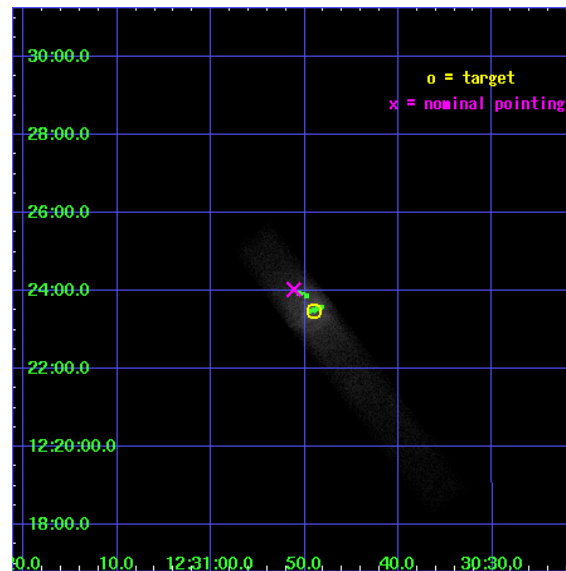
L2 Processing Date : Jun 30 2006

Contents

1	Front	2
2	OBI	3
2.1	OBI	3
2.1.1	Images	3
2.1.2	Bias	3
2.1.3	Parameters	4
2.1.4	Events	4
2.2	Compared Parameters	5
2.3	Aspect	6
2.4	Star Slots	9
2.4.1	Slot 3	9
2.4.2	Slot 4	10
2.4.3	Slot 5	11
2.4.4	Slot 6	12
2.4.5	Slot 7	13
2.5	FID Slots	14
2.5.1	Slot 0	14
2.5.2	Slot 1	15
2.5.3	Slot 2	16
3	Point Sources	17
A	Summary	18
A.1	Status	18
A.2	Comments	18

1 Front


seq_num	700998
obs_id	4917
title	HST/Chandra Monitoring of a Dramatic Flare in the M87 Jet
observer	Dr. John Biretta
object	M87
dtcycle	0
cycle	P
ra_targ	187.704167
dec_targ	12.391667
ra_nom	187.71319044367
dec_nom	12.400606122521
roll_nom	52.970112358736
revision	2
ontime	5544.400082618
livetime	5028.4782175023
ontime7	5544.400082618
l2events	65296



2 OBI

2.1 OBI

2.1.1 Images



2.1.2 Bias

Chip 7



2.1.3 Parameters

obi_num	0
ascdsver	7.6.8
caldbver	3.2.2
date	2006-06-30T11:38:35
revision	2

sched_exp_time	5000.000000
ontime	5858.7015740275
ontime7	5858.7015740275
l1events	73211

2.1.4 Events

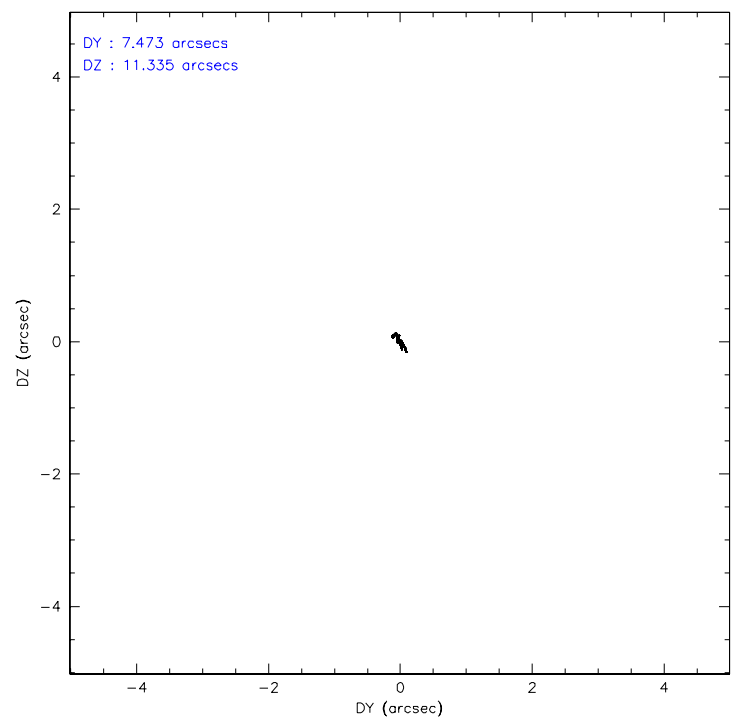
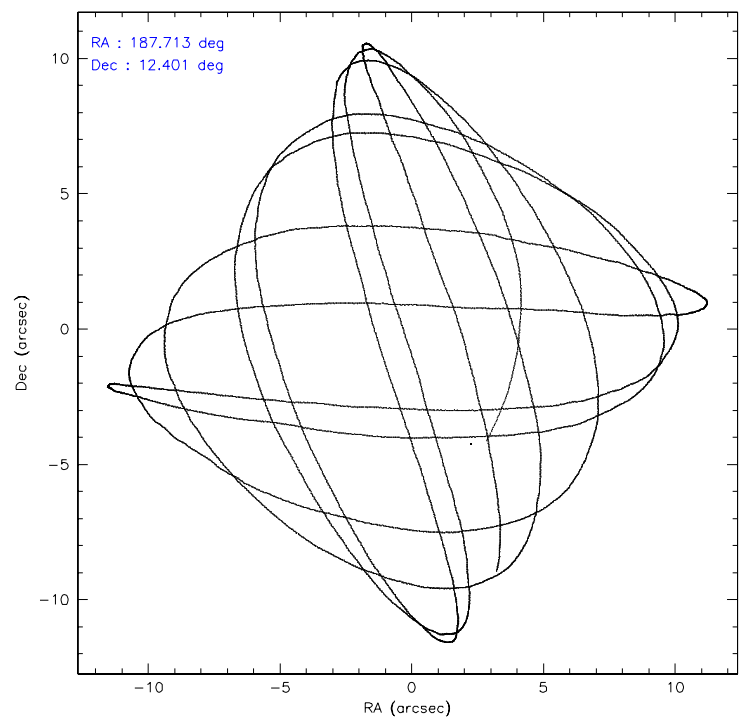
	ccd 7
level 1 events	73211
rejected events	7170
rejected %	9%

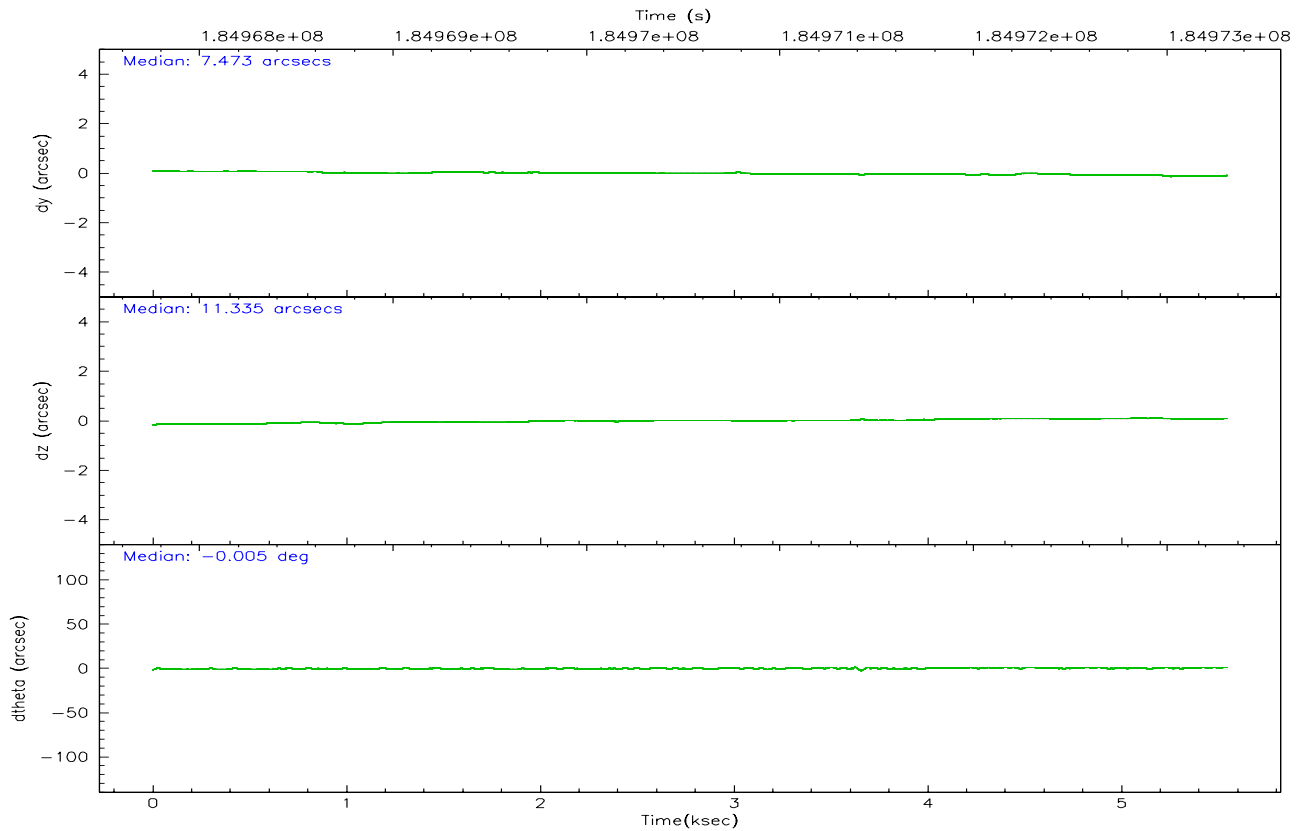
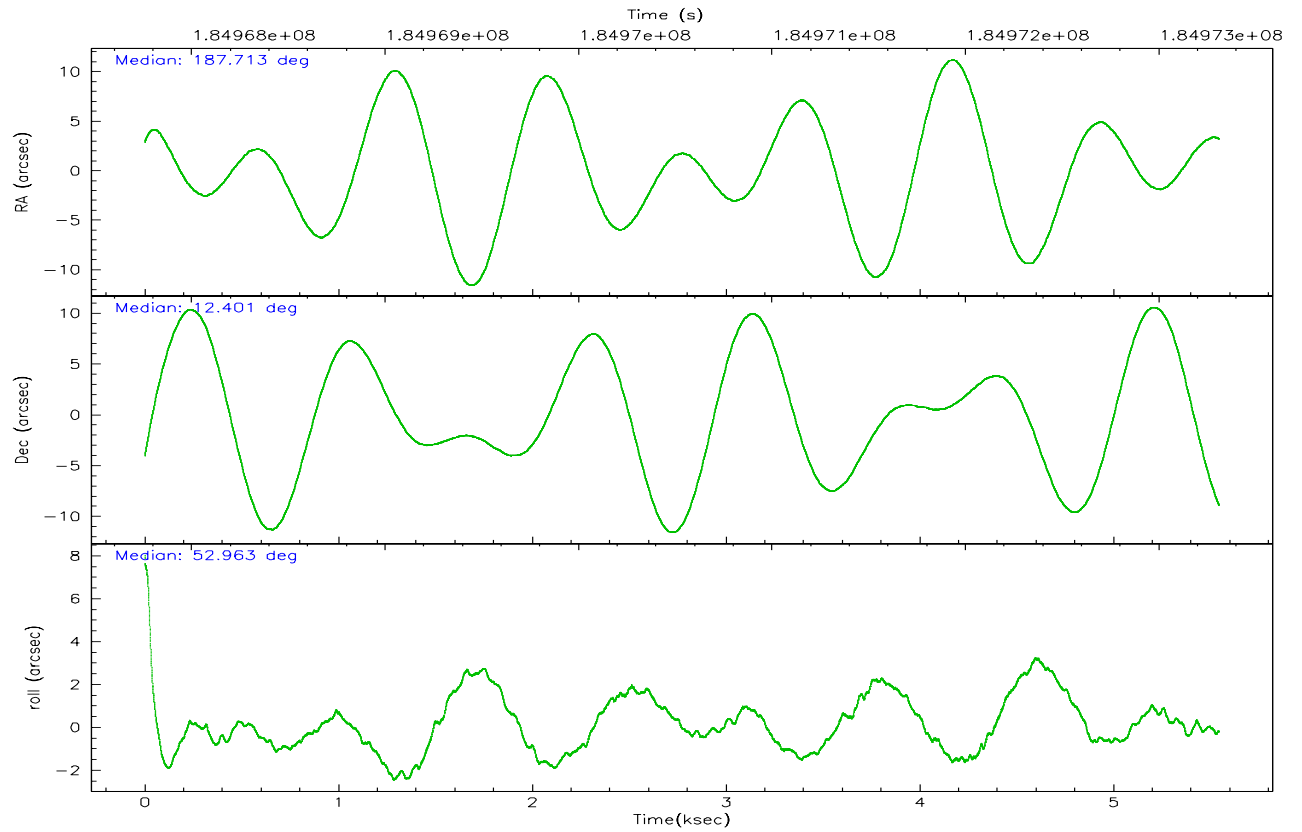
	ccd 7
grade 0 events	20695
	28%
grade 1 events	232
	0%
grade 2 events	18097
	24%
grade 3 events	7724
	10%
grade 4 events	7695
	10%
grade 5 events	1467
	2%
grade 6 events	13663
	18%
grade 7 events	3638
	4%

2.2 Compared Parameters

Parameter	Planned	Actual	Parameter	Planned	Actual
Instrument	ACIS	ACIS	Obspar format version number	6	6
Detector	ACIS-7	ACIS-7	Obspar file type	PREDICTED	ACTUAL
Grating	NONE	NONE	Obspar update status	NONE	UPDATED
Data mode	FAINT	FAINT	On-chip summing requested	N	N
Observation mode	POINTING	POINTING	Subarray requested	1/8	1/8
Pointing RA	187.710142	187.713190443675	Subarray start row	0	449
Pointing Dec	12.373430	12.4006061225209	Subarray row count	1024	128
Pointing Roll	52.814139	52.97011235873555	Alternating exposures requested	N	N
SIM focus pos (mm)	-0.684267	-0.6828225247311905	Primary exposure time	0.000000	0.4
SIM defocus (mm)	0	0.001444936568705701			
SIM translation stage pos (mm)	-190.132523	-190.1400660498719			
SIM translation stage offset (mm)	0	0.00754346686406393			
Observation start time	184968306.184000	184967166.08482			
Observation start date	2003-11-11T20:04:02	2003-11-11T19:46:06			
Observation end time	184973306.184000	184974012.57262			
Observation end date	2003-11-11T21:27:22	2003-11-11T21:40:12			
Read mode	TIMED	TIMED			

2.3 Aspect



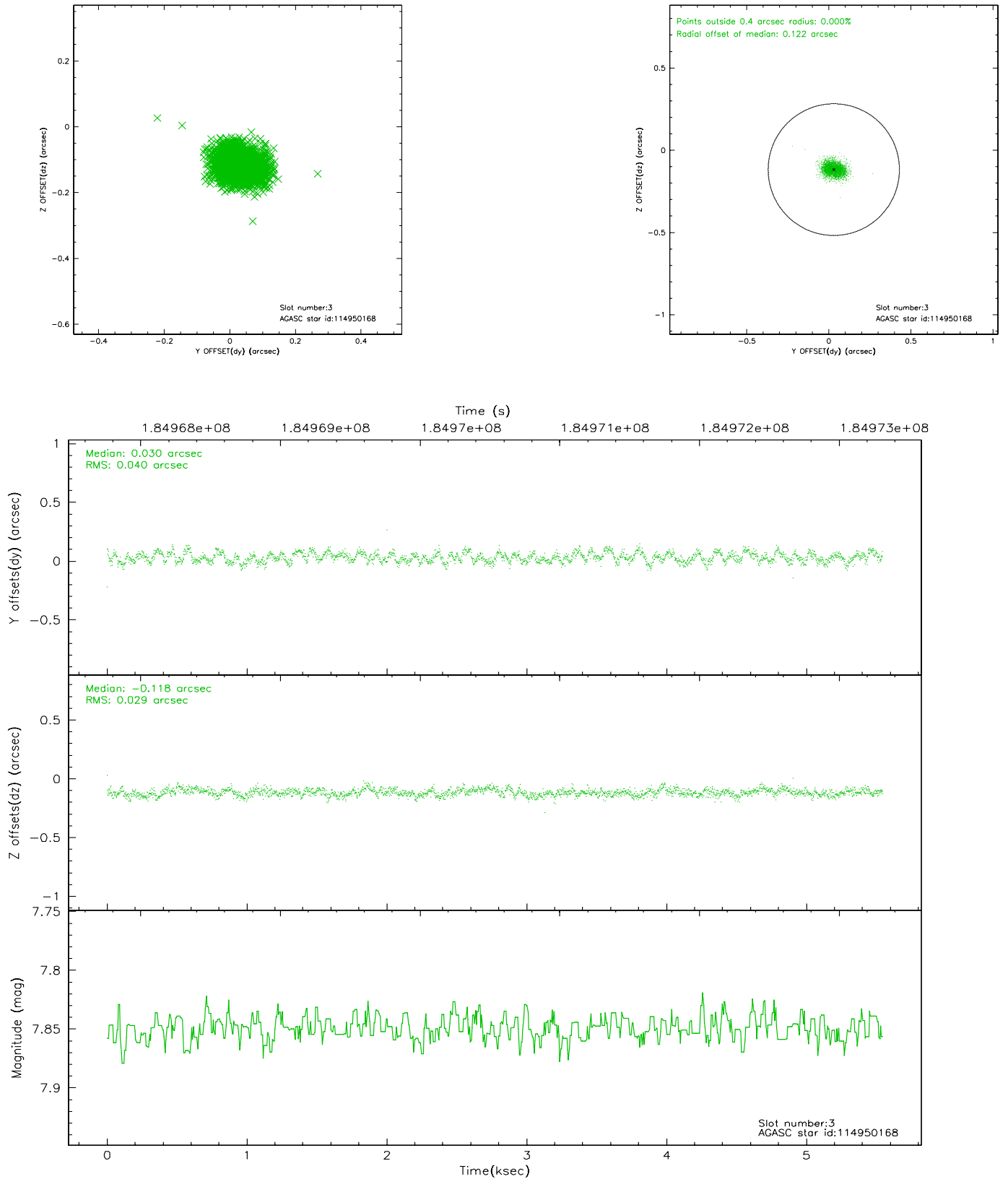


Slot Statistics

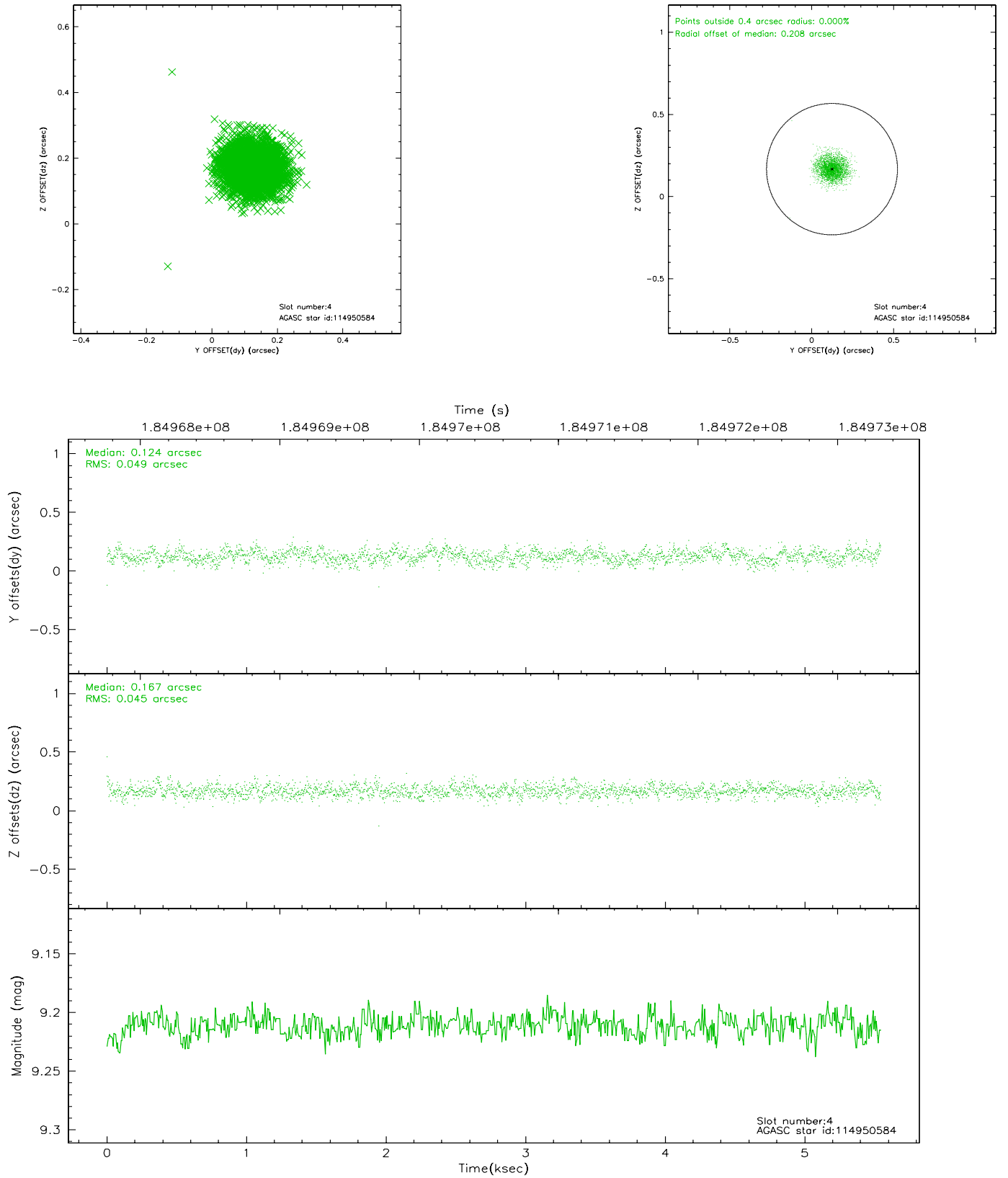
slot	status	id	mag	n_pts	med_dy	med_dz	dr1	dr2	ra	dec	mean_y	mean_z
0	FID	ACIS-S-2	7.09	1353	-0.015	0.022	0.006	0.012	0.000000	0.000000	-760.23	-1732.60
1	FID	ACIS-S-4	7.20	1353	0.005	0.001	0.006	0.012	0.000000	0.000000	2152.56	174.77
2	FID	ACIS-S-5	7.22	1353	-0.022	-0.014	0.007	0.012	0.000000	0.000000	-1811.71	169.62
3	GUIDE	114950168	7.85	2706	0.030	-0.118	0.052	0.083	187.143398	12.117441	-1938.58	1033.32
4	GUIDE	114950584	9.21	2705	0.124	0.167	0.071	0.113	187.487323	11.827248	-2041.61	-562.15
5	GUIDE	114952824	8.56	2706	-0.160	-0.105	0.058	0.092	187.703904	12.486727	310.40	264.00
6	GUIDE	114954440	9.19	2706	0.085	-0.175	0.088	0.141	186.915066	12.219118	-2130.22	1894.98
7	GUIDE	114955056	8.32	2705	-0.077	0.230	0.057	0.092	187.914001	12.127854	-271.43	-1104.68

2.4 Star Slots

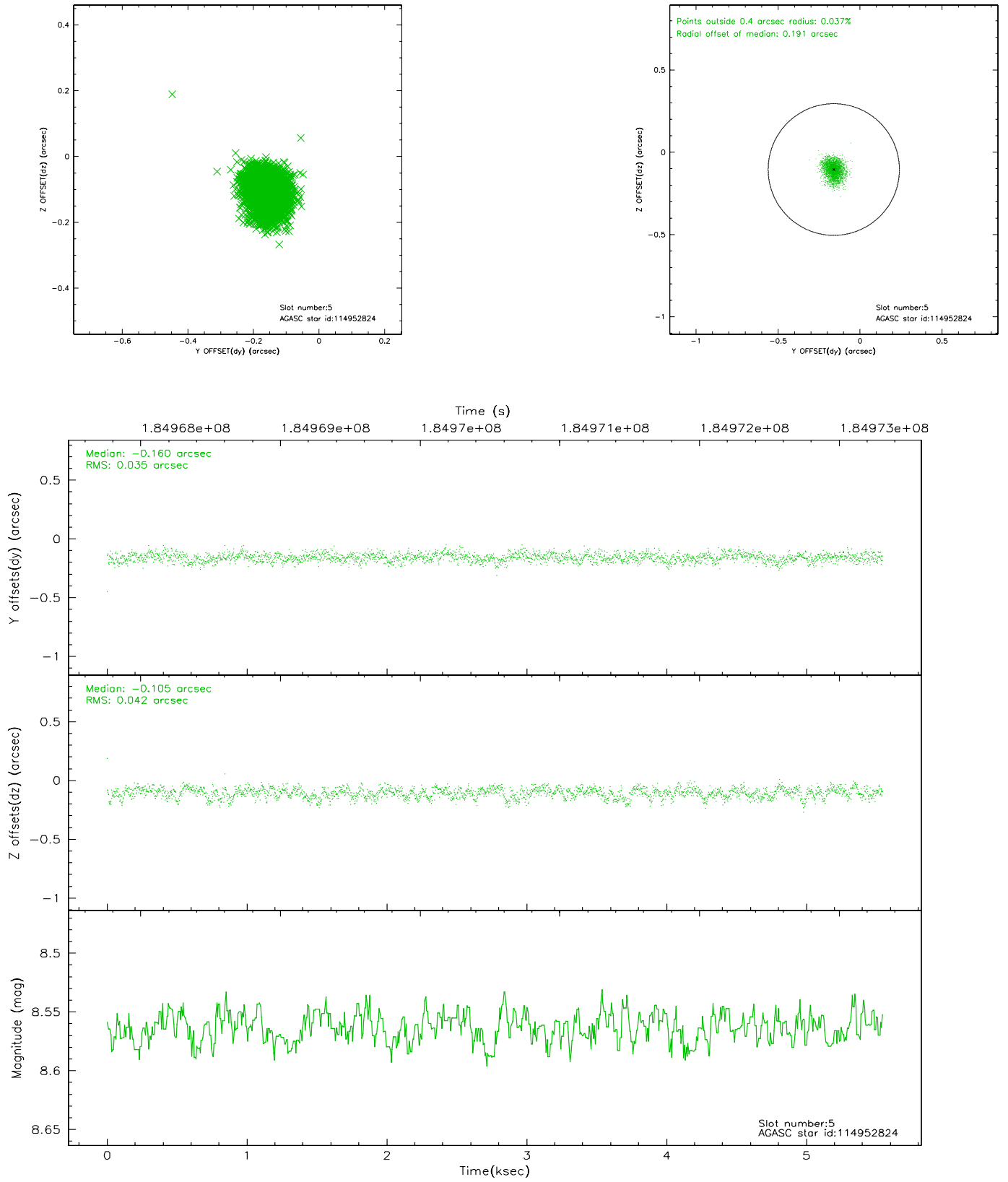
2.4.1 Slot 3



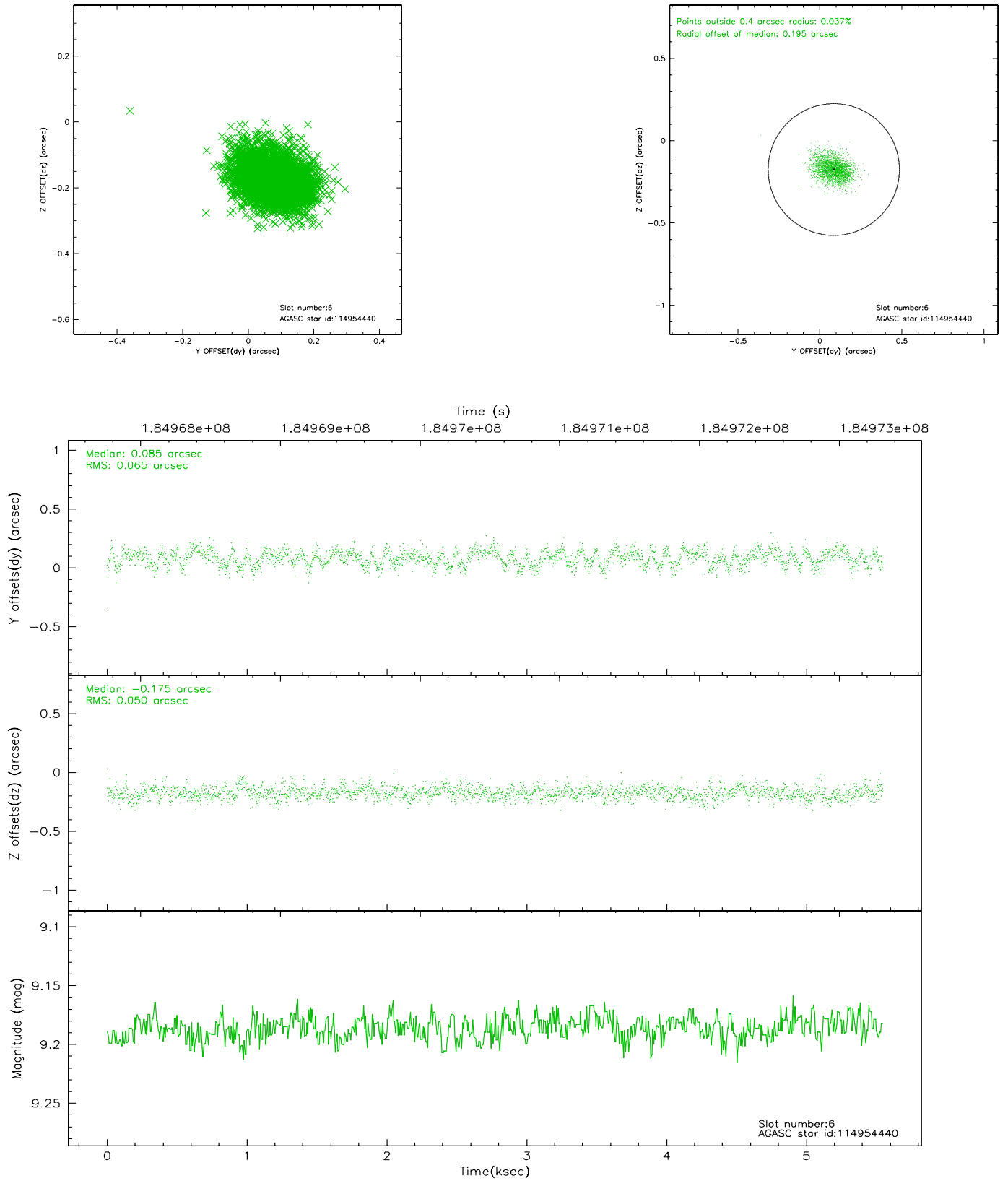
2.4.2 Slot 4



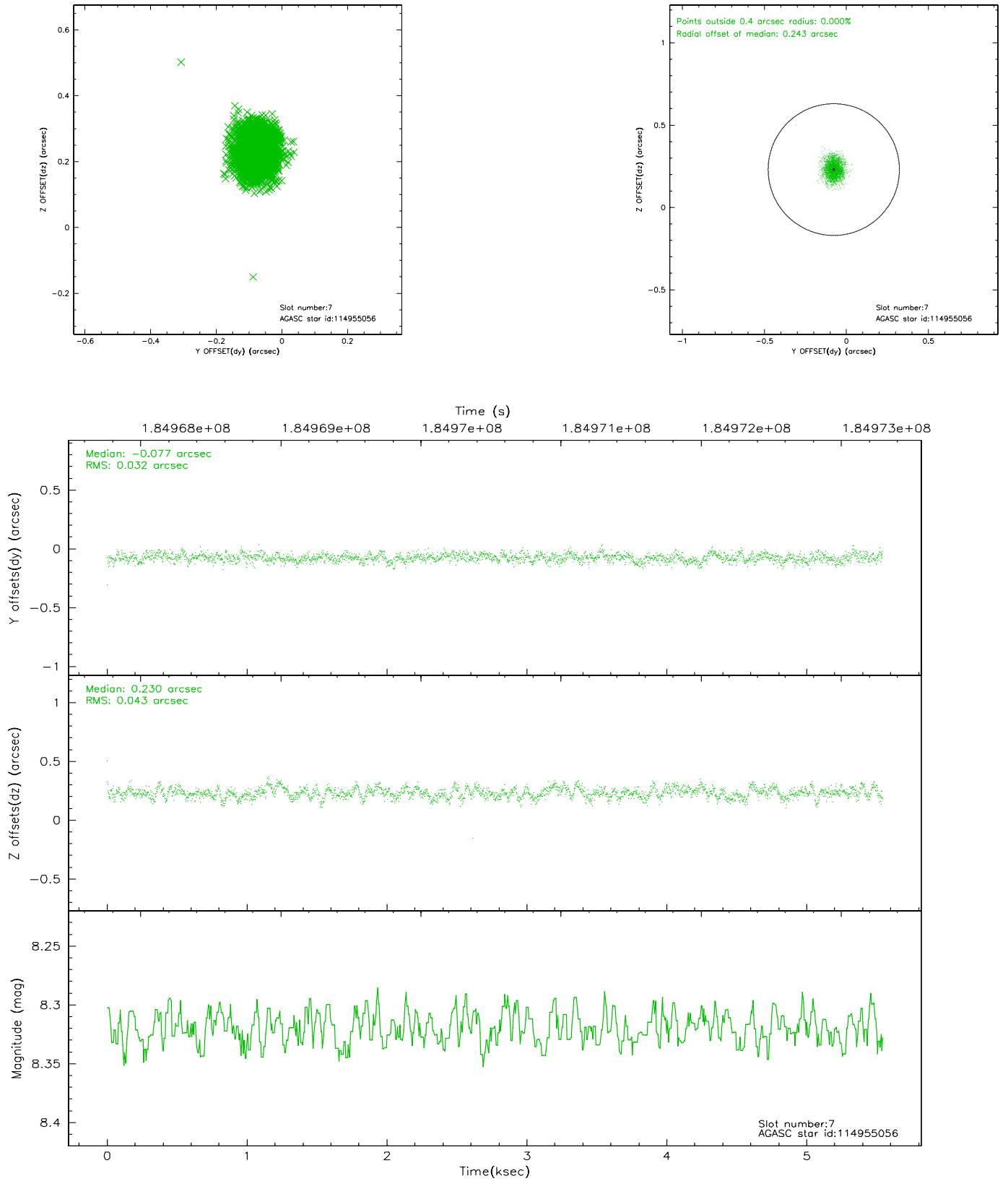
2.4.3 Slot 5



2.4.4 Slot 6

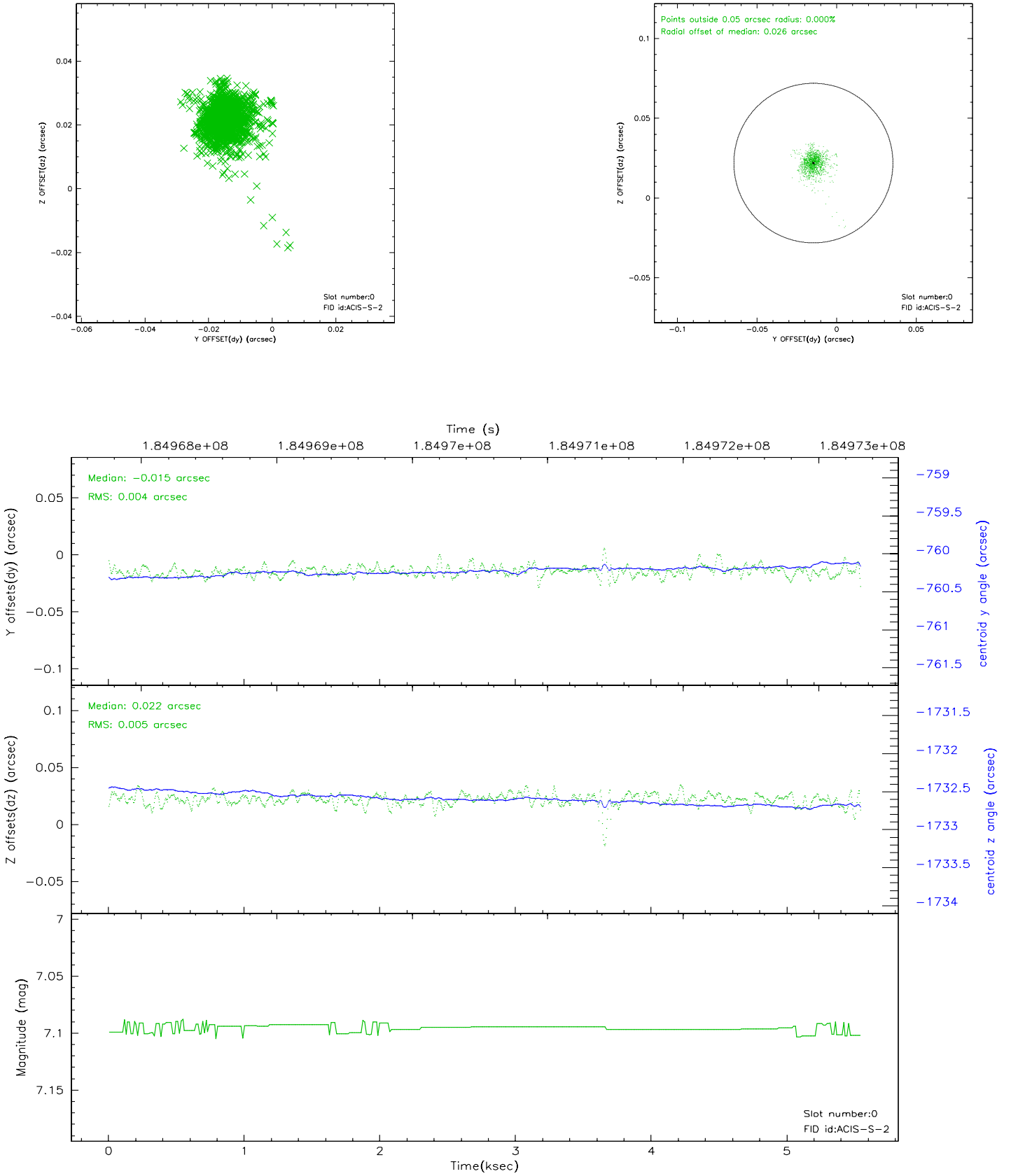


2.4.5 Slot 7

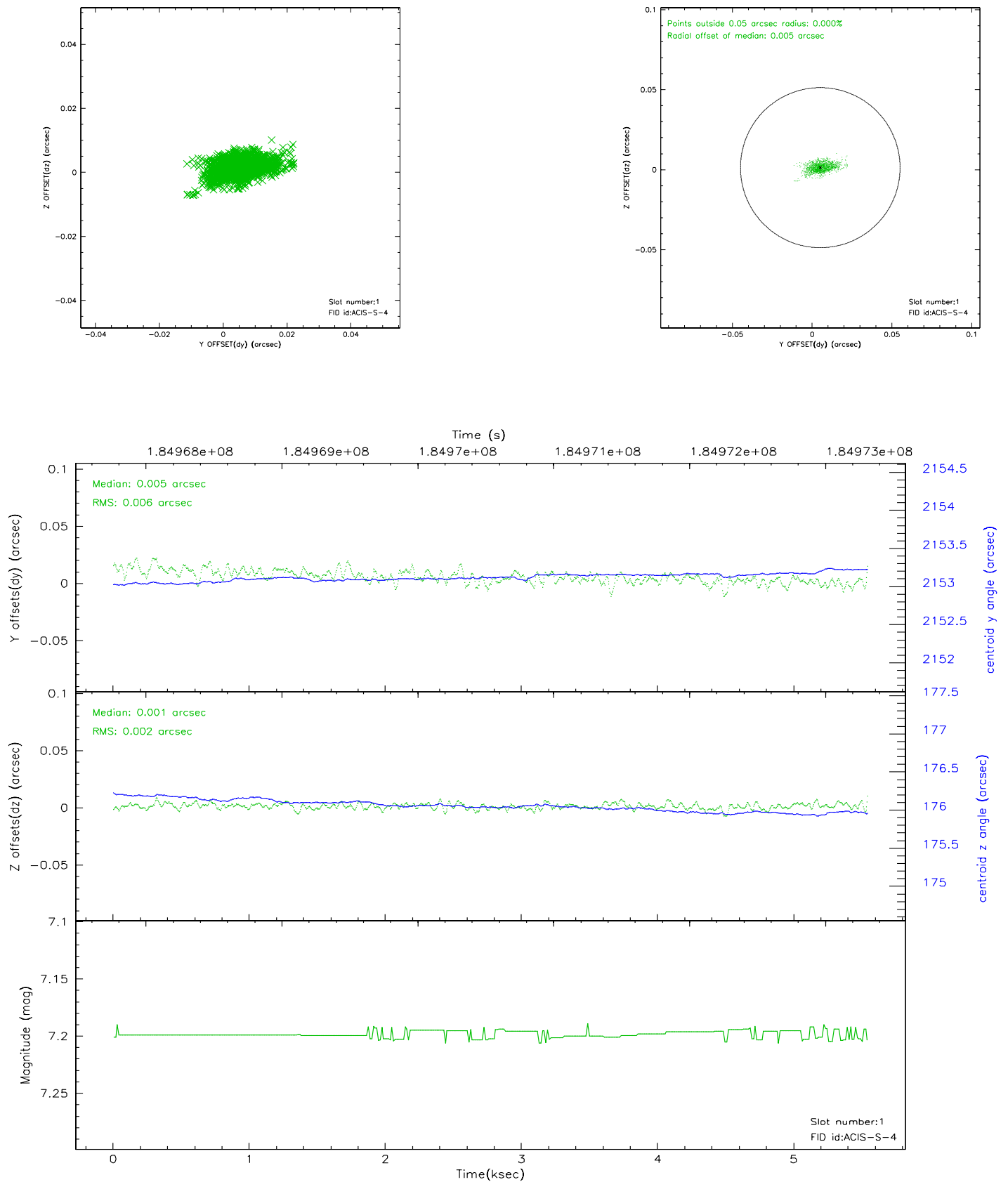


2.5 FID Slots

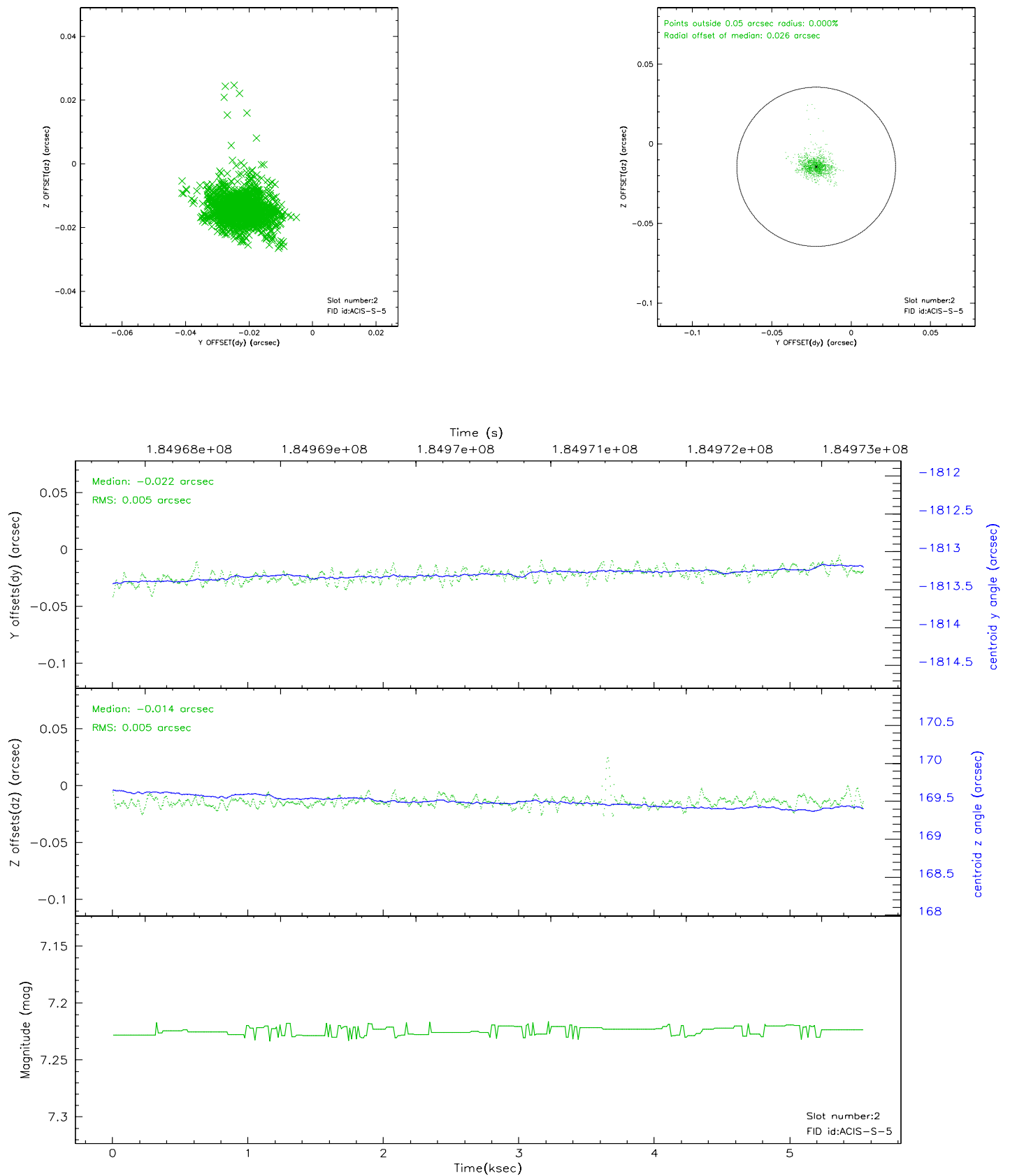
2.5.1 Slot 0



2.5.2 Slot 1



2.5.3 Slot 2



3 Point Sources

A Summary

A.1 Status

V&V Scientist	Beth Sundheim
V&V Date (YYYY-MM-DD)	2006.06.30
V&V Edition	1
V&V Disposition and Status	OK
V&V Charge Time	5.544

A.2 Comments