

V&V Reference Report

L2 ASCDS Version : 7.6.10

Observation 1987 - L2 Version 001
Chandra X-Ray Center

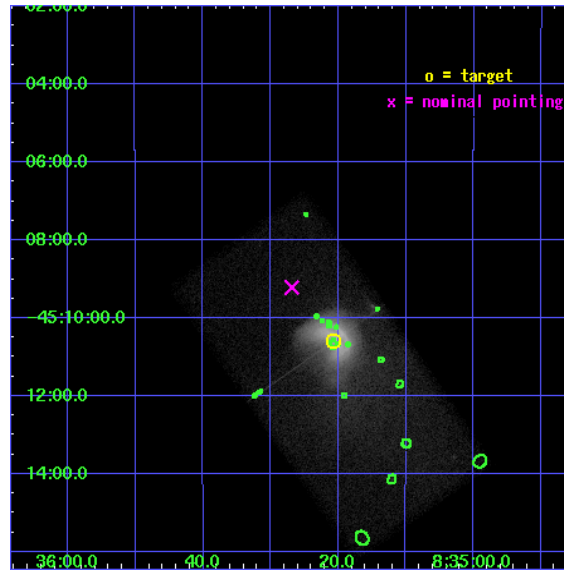
L2 Processing Date : Jun 18 2007

Contents

1	Front	2
2	OBI	3
2.1	OBI	3
2.1.1	Images	3
2.1.2	Bias	3
2.1.3	Parameters	4
2.1.4	Events	4
2.2	Compared Parameters	5
2.3	Aspect	6
2.4	Star Slots	9
2.4.1	Slot 3	9
2.4.2	Slot 4	10
2.4.3	Slot 5	11
2.4.4	Slot 6	12
2.4.5	Slot 7	13
2.5	FID Slots	14
2.5.1	Slot 0	14
2.5.2	Slot 1	15
2.5.3	Slot 2	16
3	Point Sources	17
A	Summary	18
A.1	Status	18
A.2	Comments	18

1 Front


seq_num	500164
obs_id	1987
title	VELA PULSAR: THE HUNT FOR POST-GLITCH EFFECTS
observer	Dr. George Pavlov
object	VELA PULSAR
dtcycle	0
cycle	P
ra_targ	128.83625
dec_targ	-45.176667
ra_nom	128.86201561764
dec_nom	-45.153739497006
roll_nom	55.232755903487
revision	2
ontime	19366.459009841
livetime	18850.703755101
ontime7	19366.459009841
l2events	322704



2 OBI


2.1 OBI

2.1.1 Images



2.1.2 Bias

Chip 7



2.1.3 Parameters

obi_num	2
ascdsver	7.6.10
caldbver	3.4.0
date	2007-06-18T10:29:41
revision	2

sched_exp_time	19200.000000
ontime	19366.459009841
ontime7	19366.459009841
l1events	384958

2.1.4 Events

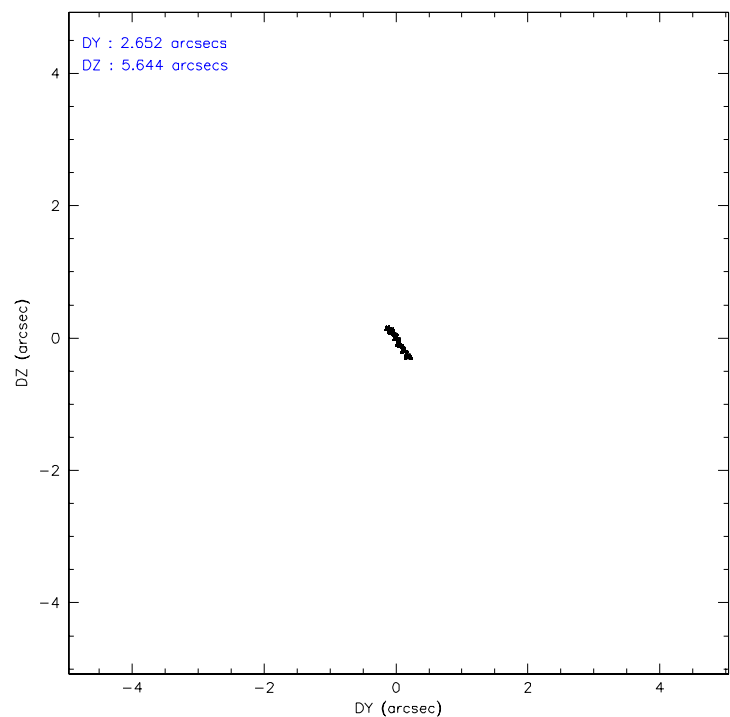
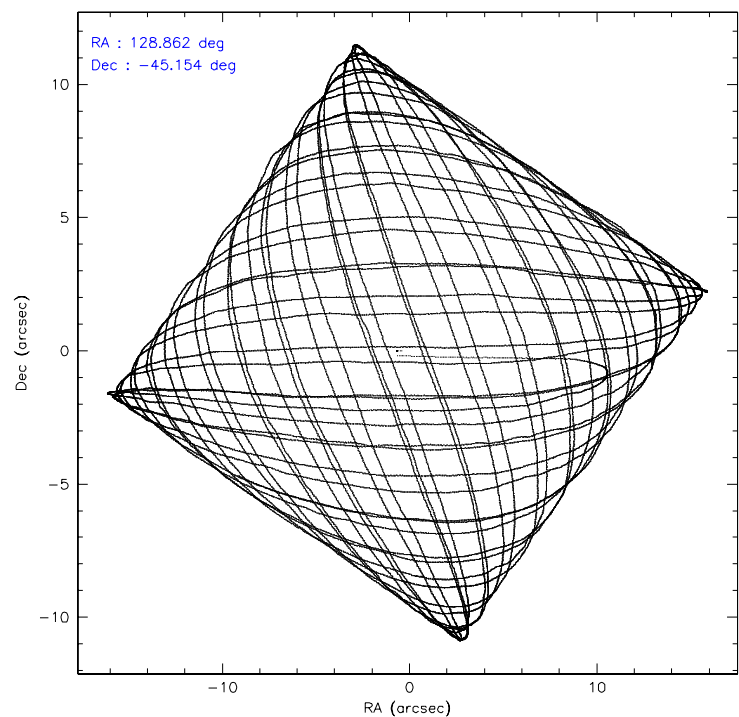
	ccd 7
level 1 events	384958
rejected events	57391
rejected %	14%

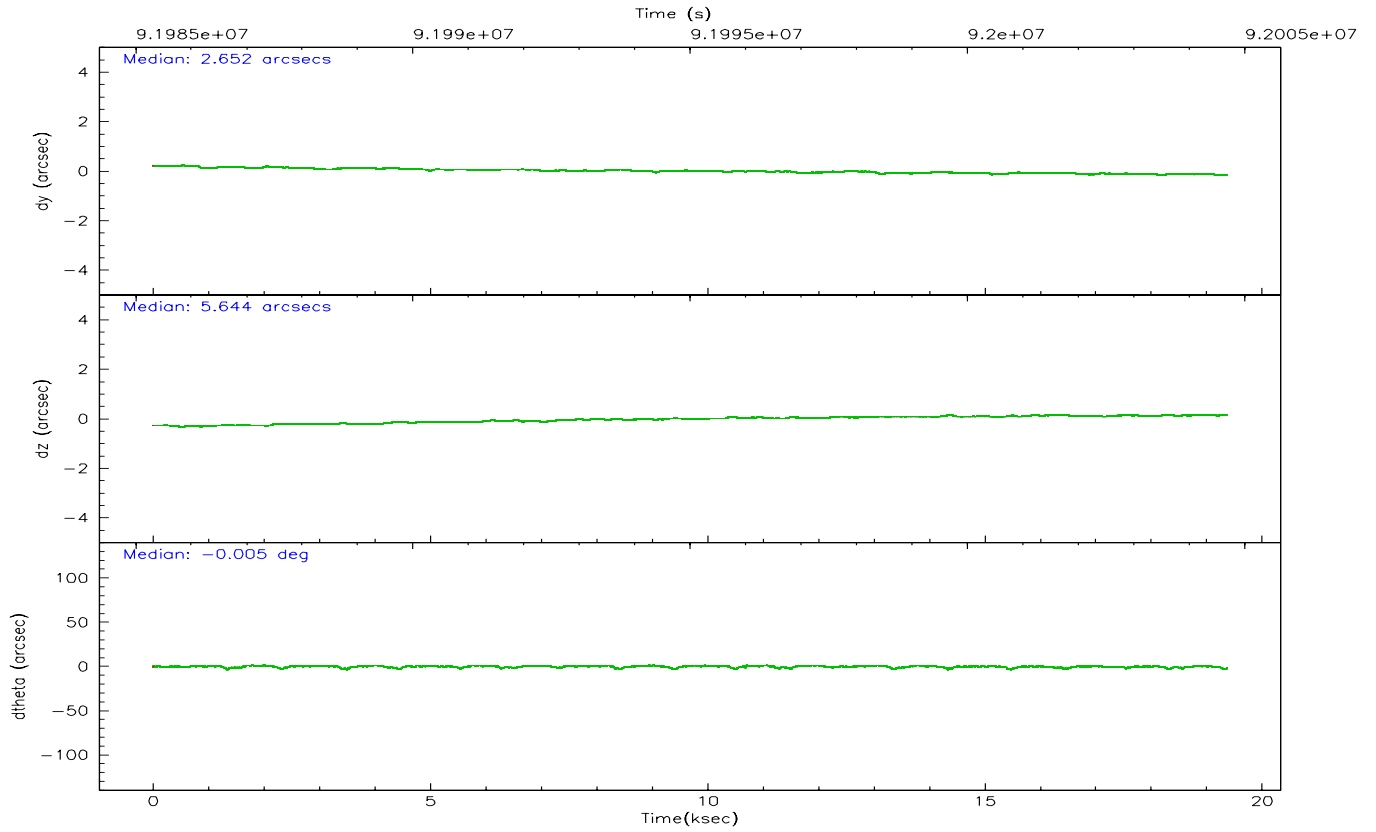
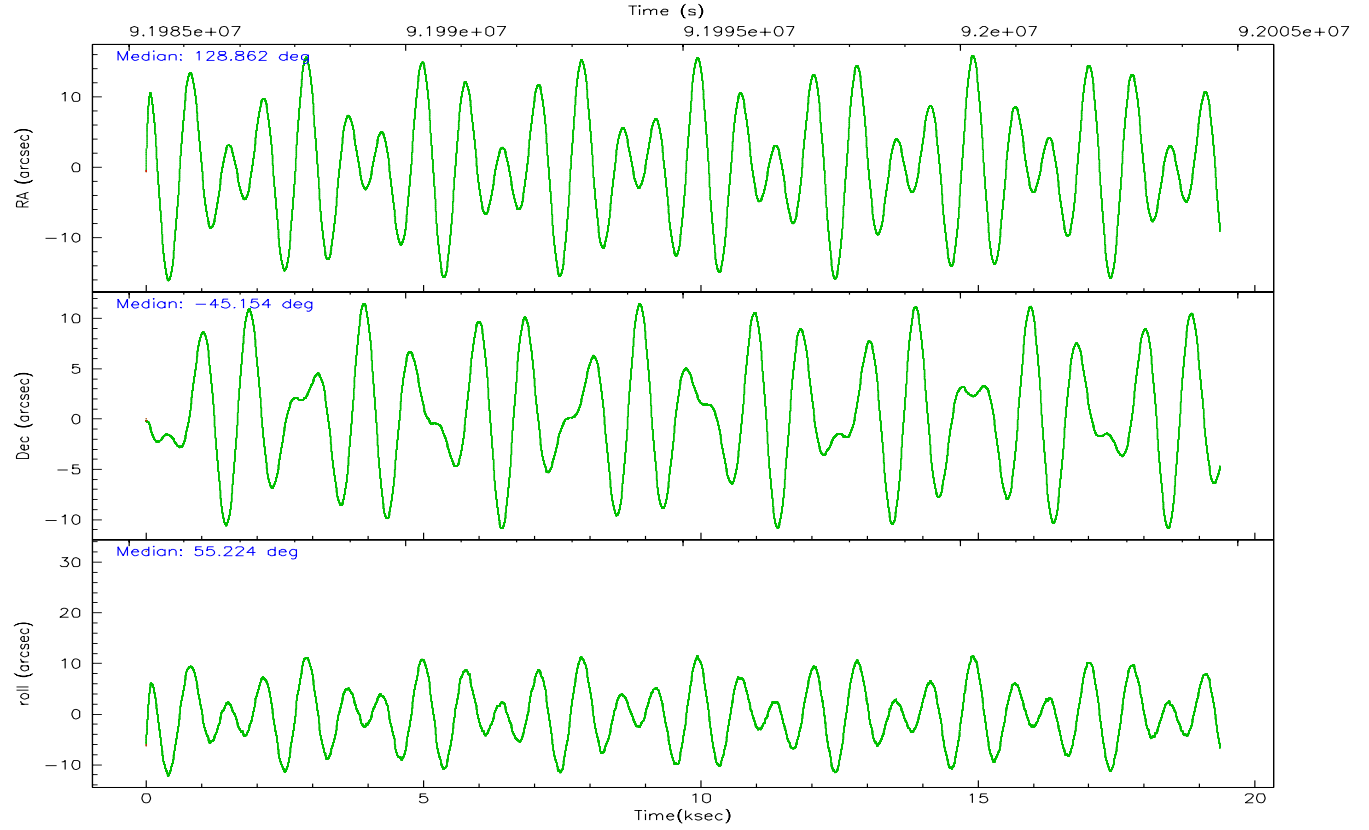
	ccd 7
grade 0 events	109402
	28%
grade 1 events	879
	0%
grade 2 events	81736
	21%
grade 3 events	36533
	9%
grade 4 events	36621
	9%
grade 5 events	10603
	2%
grade 6 events	67206
	17%
grade 7 events	41978
	10%

2.2 Compared Parameters

Parameter	Planned	Actual	Parameter	Planned	Actual
Instrument	ACIS	ACIS	Obspar format version number	6	6
Detector	ACIS-7	ACIS-7	Obspar file type	PREDICTED	ACTUAL
Grating	NONE	NONE	Obspar update status	NONE	UPDATED
Data mode	FAINT	FAINT	Number of optional ACIS chips dropped	0	0
Observation mode	POINTING	POINTING	On-chip summing requested	N	N
Pointing RA	128.859078	128.8620156176414	Subarray requested	CUSTOM	1/2
Pointing Dec	-45.180993	-45.15373949700607	Subarray start row	320	320
Pointing Roll	55.074050	55.23275590348689	Subarray row count	512	512
SIM focus pos (mm)	-0.684267	-0.6828225247311905	Alternating exposures requested	N	N
SIM defocus (mm)	0	0.001444936568705701	Primary exposure time	0.000000	1.5
SIM translation stage pos (mm)	-190.132523	-190.1400660498719			
SIM translation stage offset (mm)	0	0.00754346686406393			
Observation start time	91985481.184000	91984411.835145			
Observation start date	2000-11-30T15:30:17	2000-11-30T15:13:31			
Observation end time	92004681.184000	92005356.685945			
Observation end date	2000-11-30T20:50:17	2000-11-30T21:02:36			
Read mode	TIMED	TIMED			

2.3 Aspect



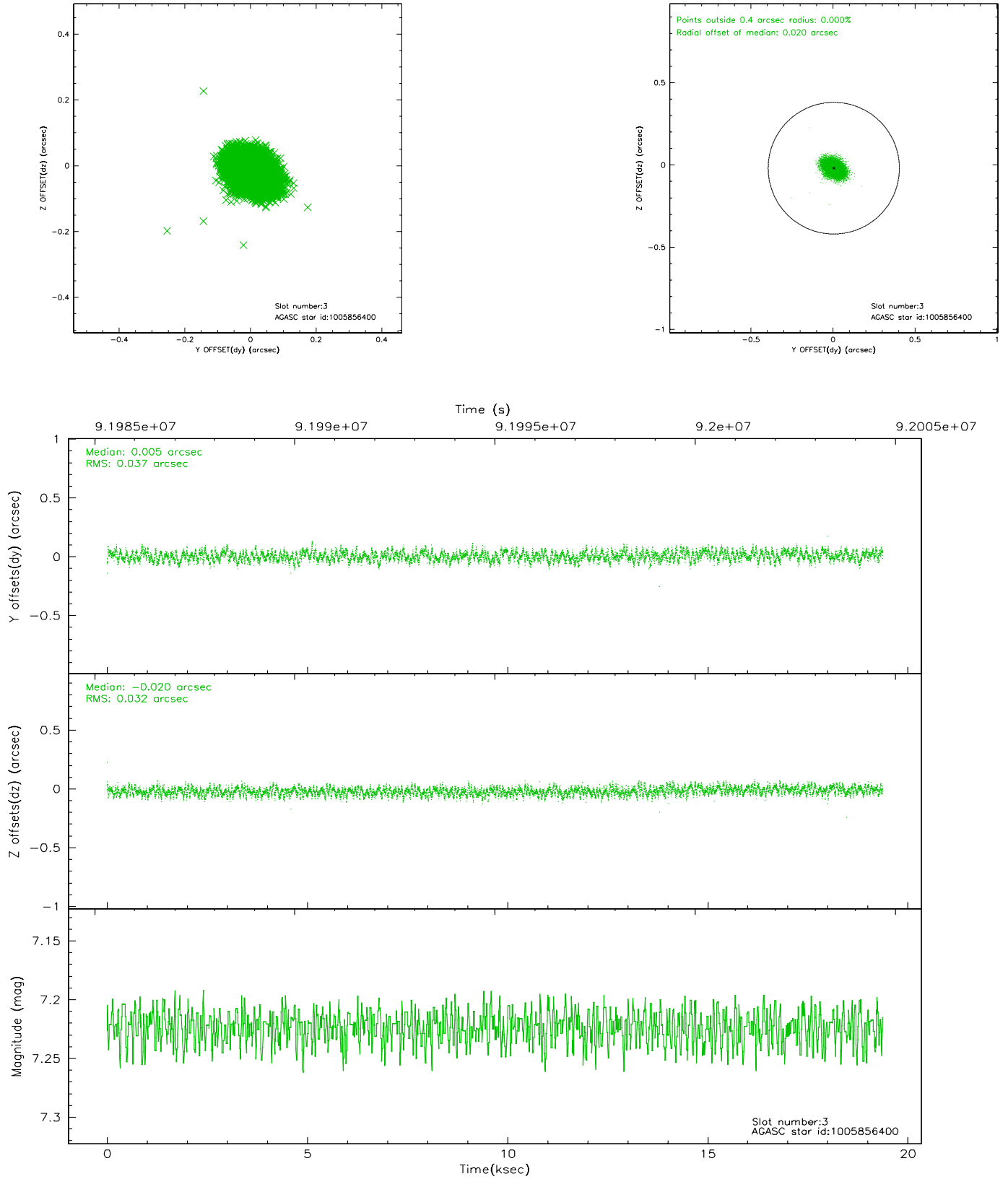


Slot Statistics

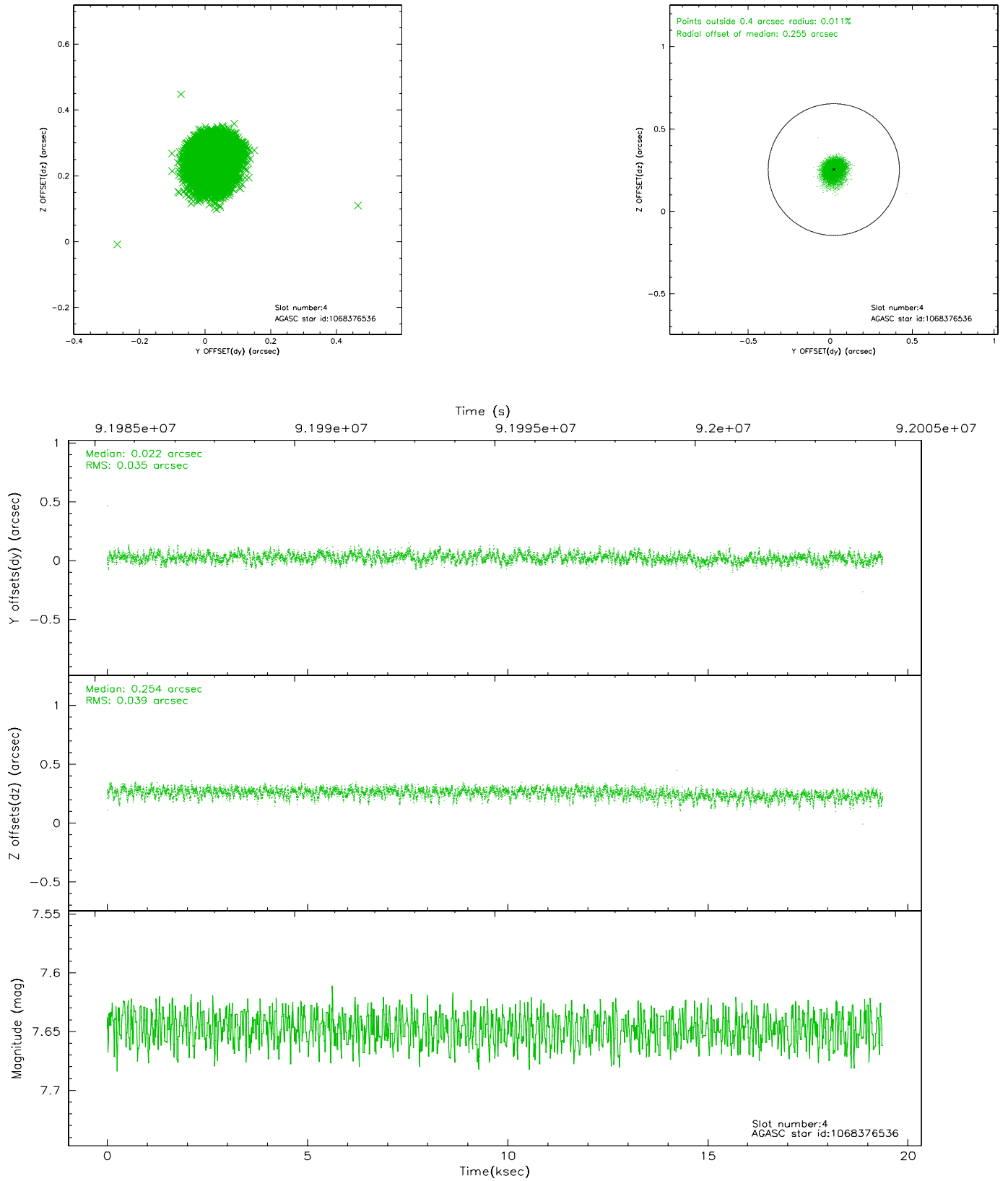
slot	status	id	mag	n_pts	med_dy	med_dz	dr1	dr2	ra	dec	mean_y	mean_z
0	FID	ACIS-S-2	7.12	4720	-0.024	0.036	0.016	0.027	0.000000	0.000000	-755.29	-1726.72
1	FID	ACIS-S-4	7.21	4725	-0.052	0.001	0.018	0.035	0.000000	0.000000	2157.84	181.58
2	FID	ACIS-S-5	7.23	4725	0.046	-0.029	0.016	0.037	0.000000	0.000000	-1807.84	175.37
3	GUIDE	1005856400	7.22	9450	0.005	-0.020	0.052	0.083	128.648680	-44.270279	2376.46	2321.77
4	GUIDE	1068376536	7.65	9450	0.022	0.254	0.055	0.089	129.556408	-45.593502	-217.71	-2294.33
5	GUIDE	1005871784	8.01	9449	0.001	-0.065	0.060	0.096	128.533947	-44.544833	1398.20	1994.10
6	GUIDE	1005869048	8.22	9448	-0.124	-0.251	0.067	0.104	128.429058	-44.495949	1386.86	2315.83
7	GUIDE	1068399176	9.12	9446	0.096	0.086	0.073	0.120	129.539137	-45.338406	514.95	-1739.12

2.4 Star Slots

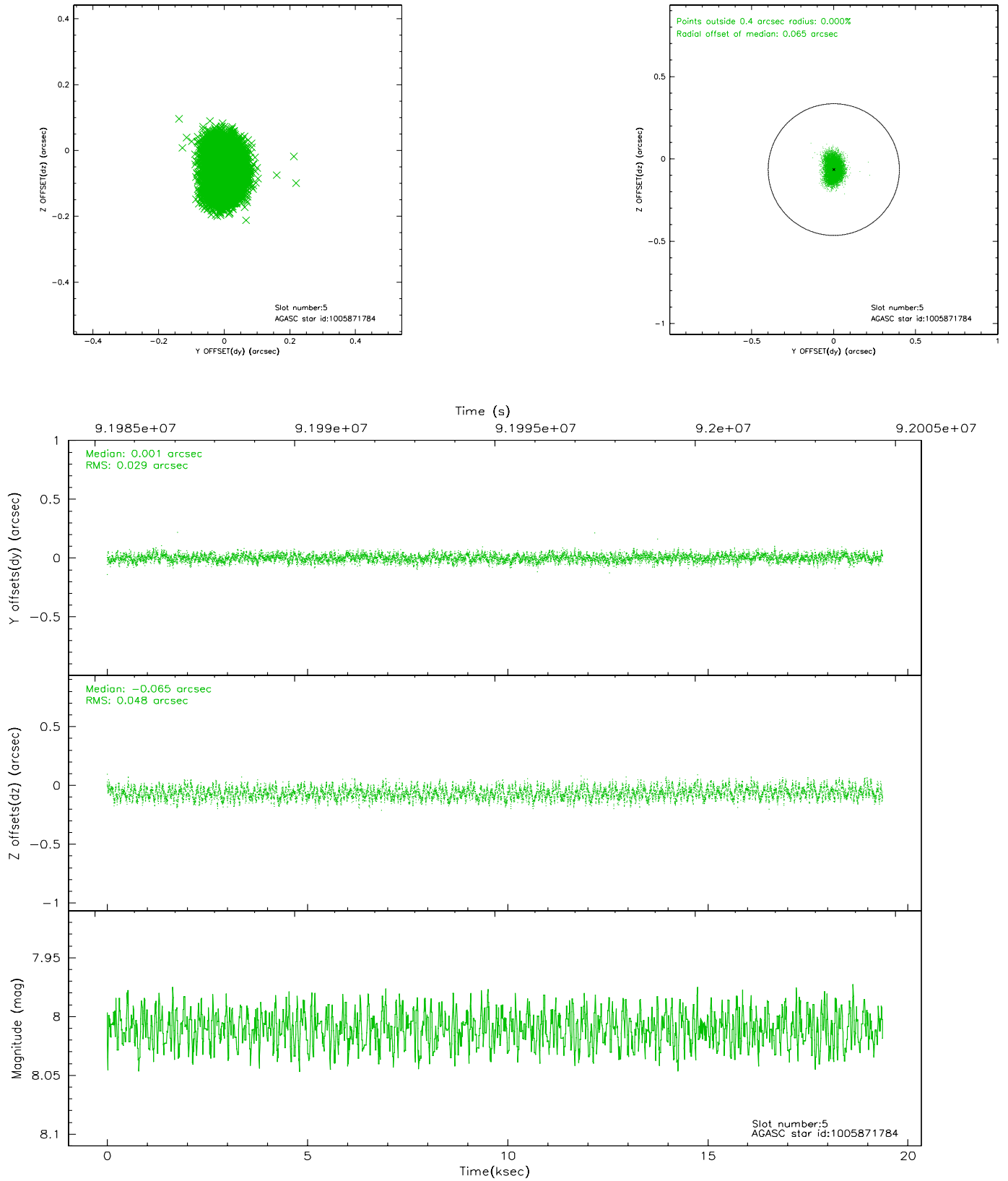
2.4.1 Slot 3



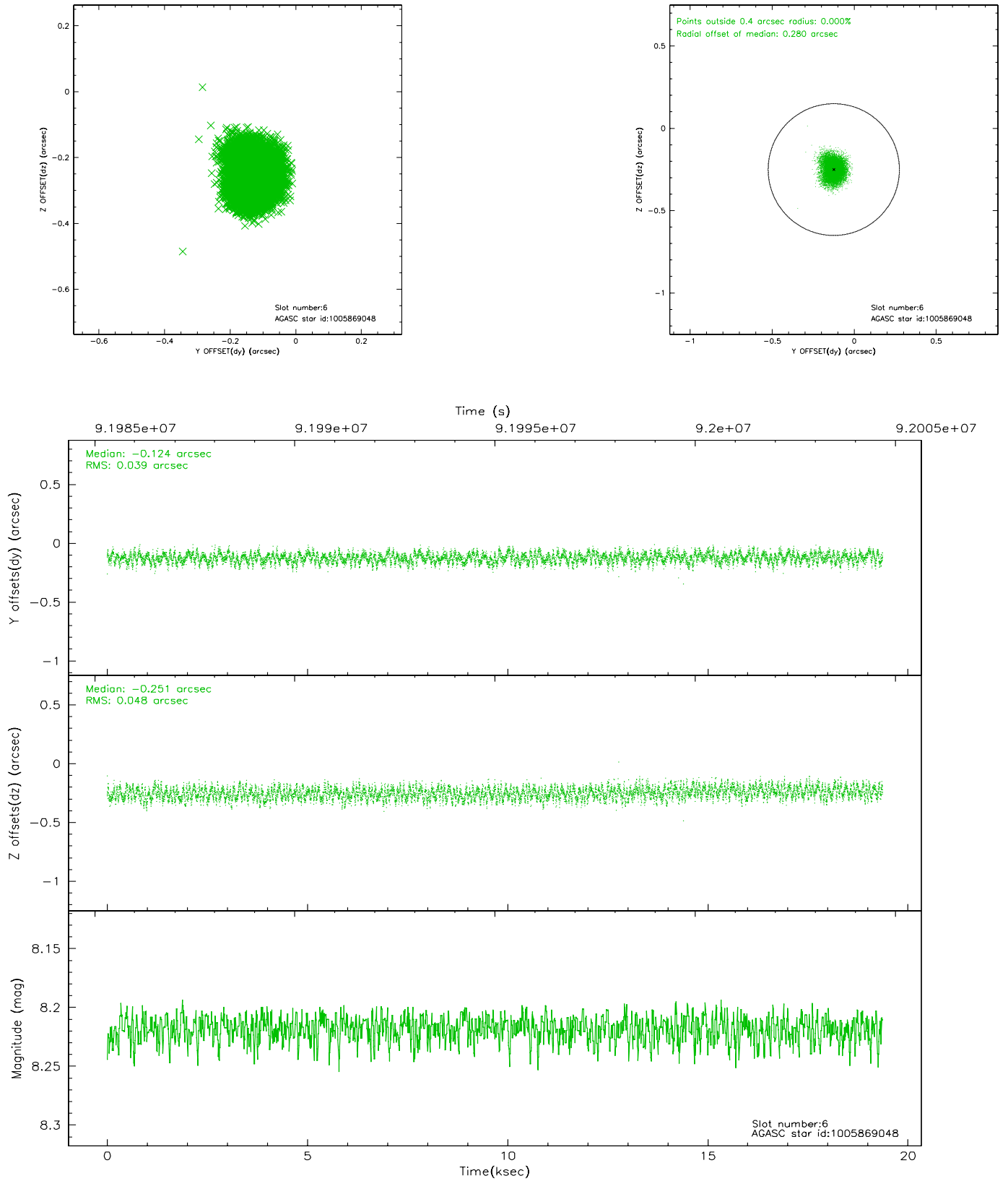
2.4.2 Slot 4



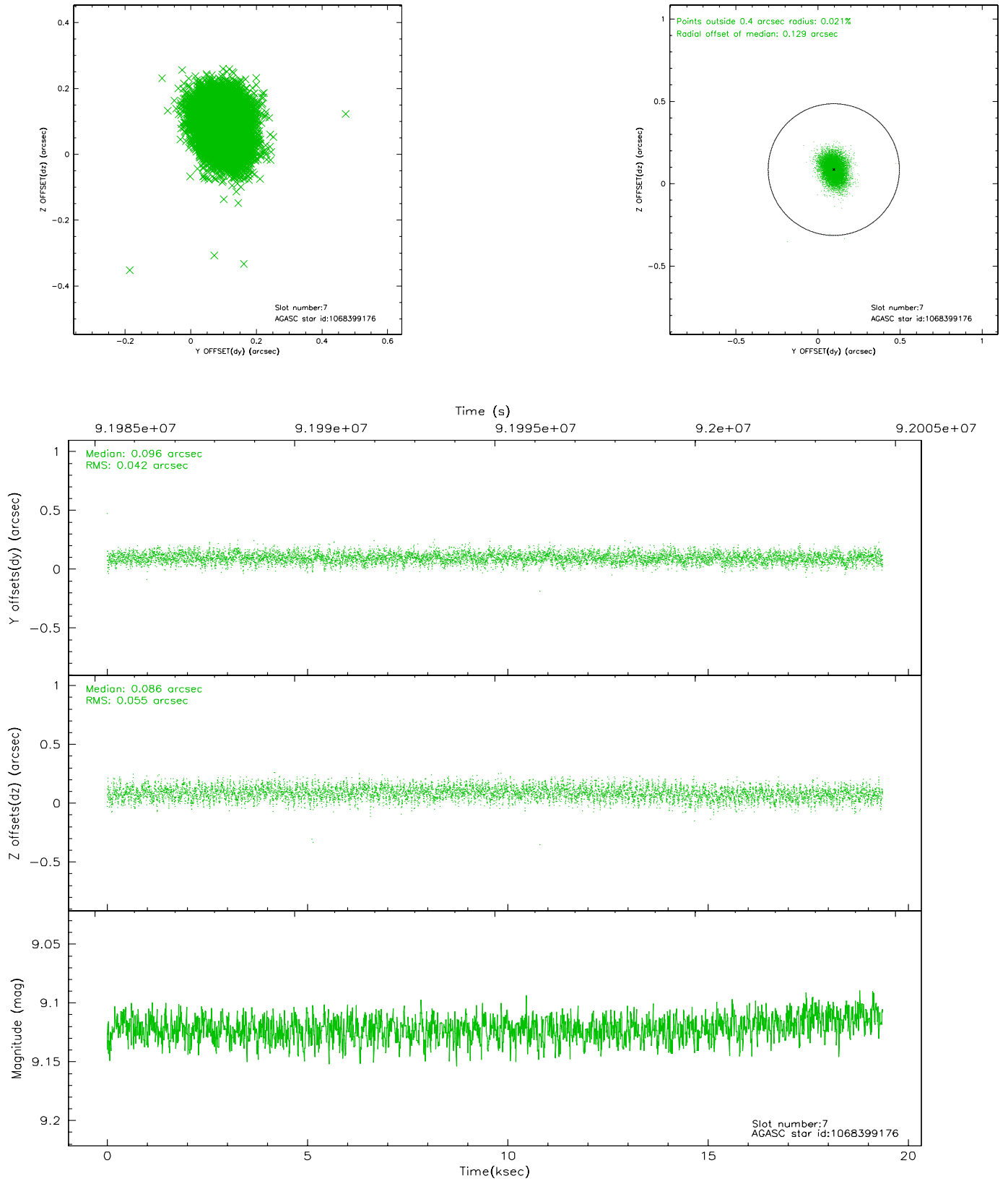
2.4.3 Slot 5



2.4.4 Slot 6

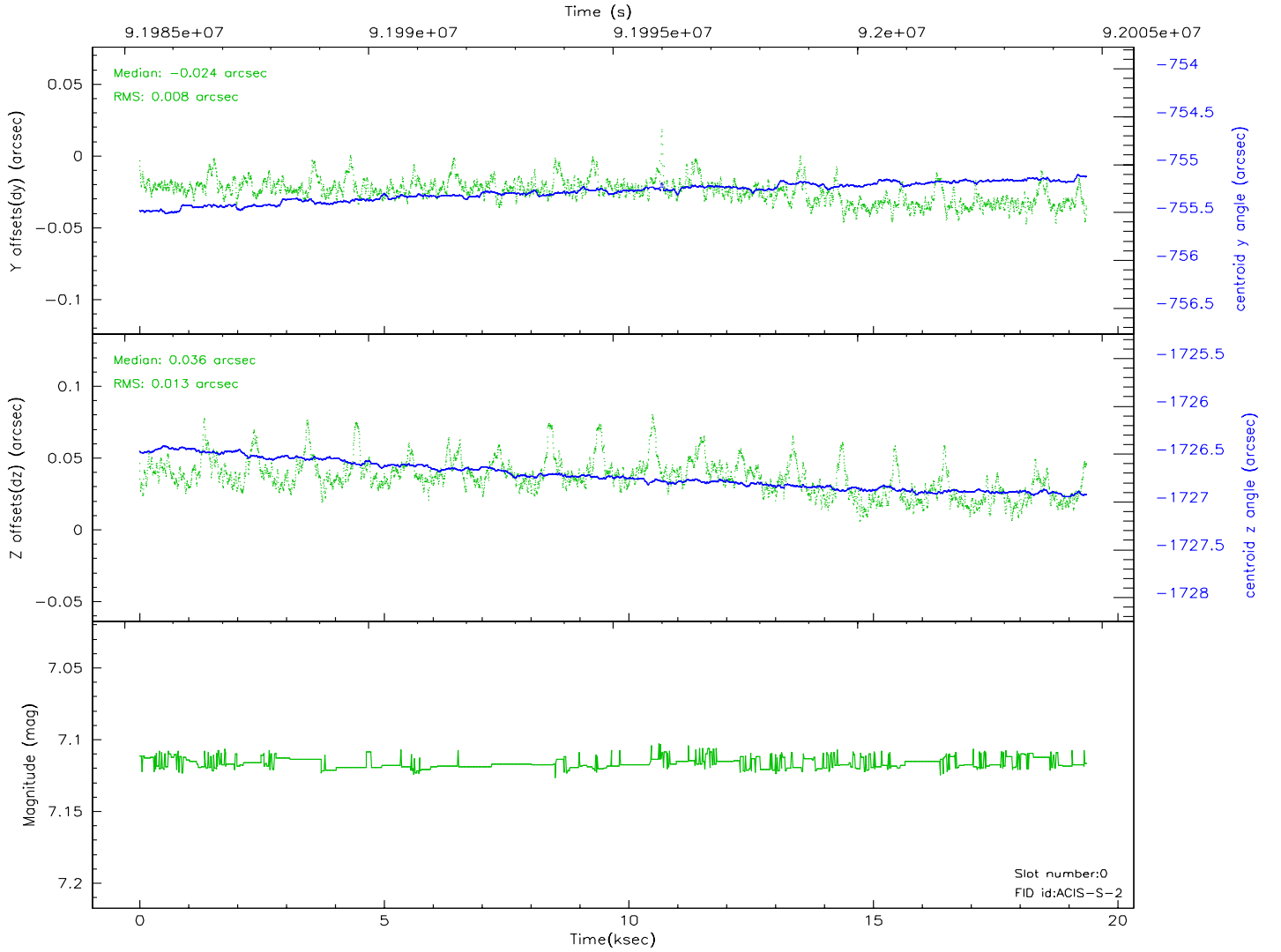
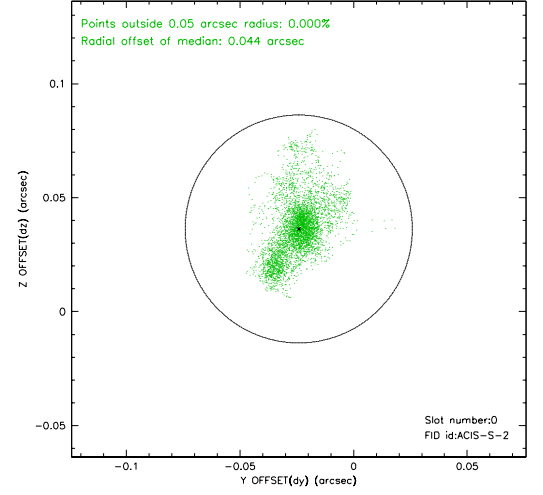
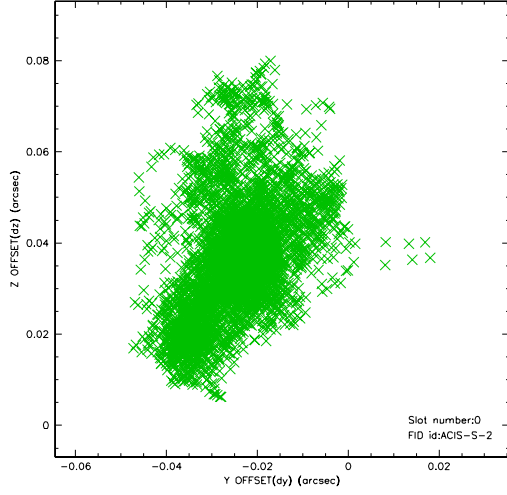


2.4.5 Slot 7

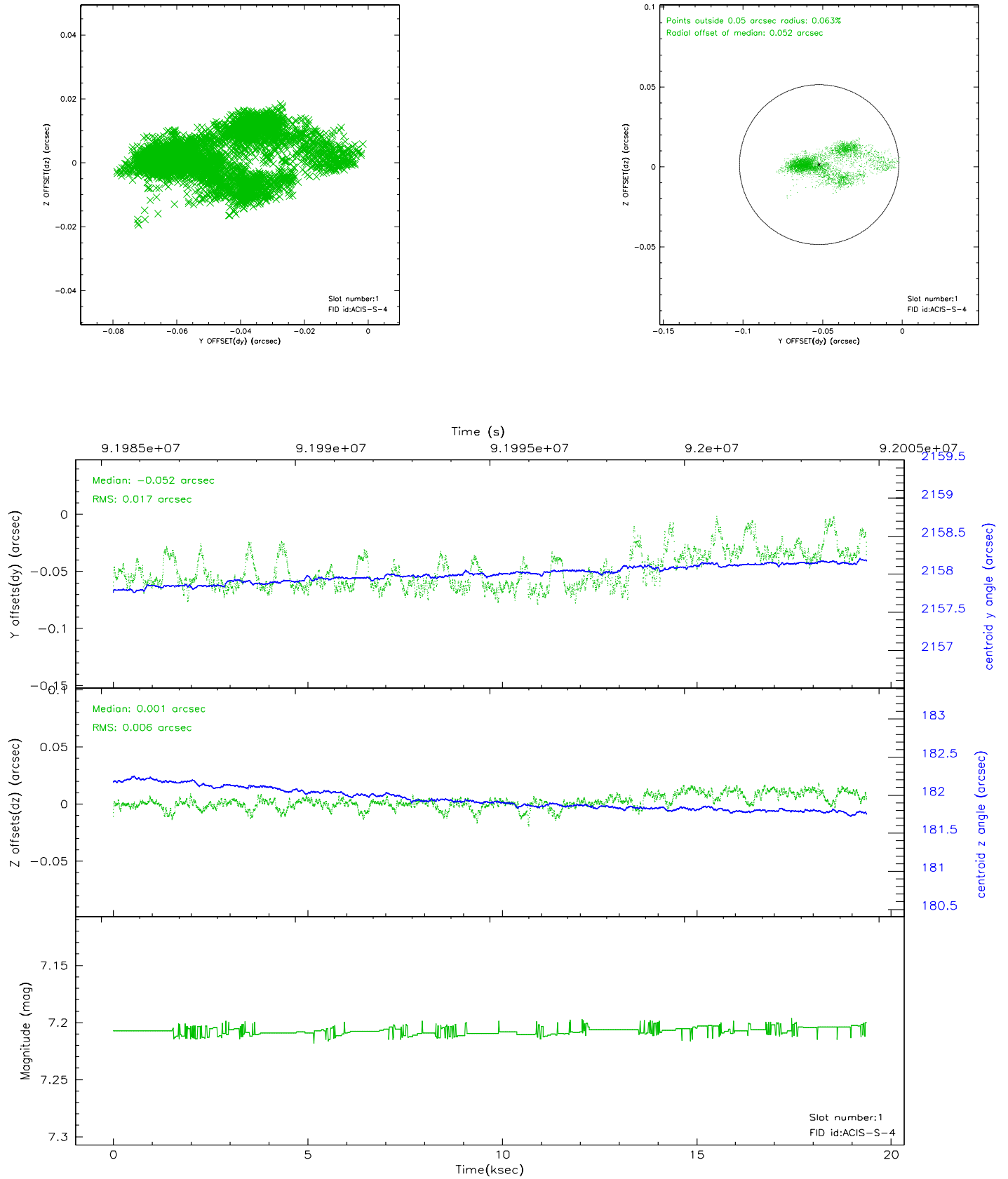


2.5 FID Slots

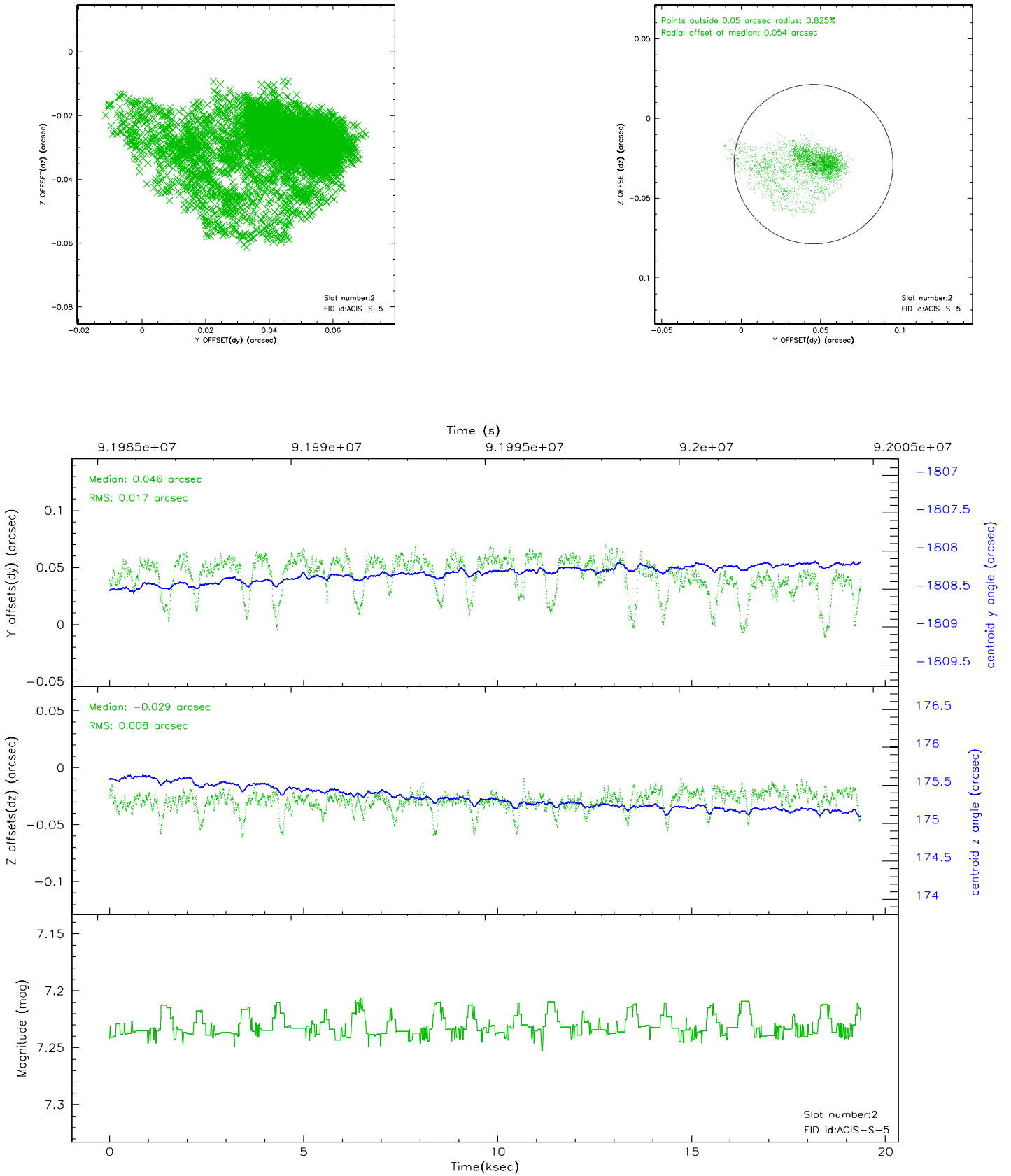
2.5.1 Slot 0



2.5.2 Slot 1



2.5.3 Slot 2



3 Point Sources

5.57 arcmin



A Summary

A.1 Status

V&V Scientist	Beth Sundheim
V&V Date (YYYY-MM-DD)	2007.06.18
V&V Edition	1
V&V Disposition and Status	OK
V&V Charge Time	19.366

A.2 Comments