

V&V Reference Report

L2 ASCDS Version : 10.9.1

Observation 5946 - L2 Version 4
Chandra X-Ray Center

L2 Processing Date : Oct 8 2020

Contents

1	Front	2
2	OBI	3
2.1	OBI	3
2.1.1	Images	3
2.1.2	Bias	3
2.1.3	Parameters	4
2.1.4	Events	4
2.2	Compared Parameters	5
2.3	Aspect	6
2.4	Star Slots	9
2.4.1	Slot 3	9
2.4.2	Slot 4	10
2.4.3	Slot 5	11
2.4.4	Slot 6	12
2.4.5	Slot 7	13
2.5	FID Slots	14
2.5.1	Slot 0	14
2.5.2	Slot 1	15
2.5.3	Slot 2	16
A	Summary	17
A.1	Status	17
A.2	Comments	17

1 Front


seq_num	600465	Sequence number
obs_id	5946	Observation id
title	An Unprecedented View of a Galaxy's Dynamic X-ray Source Population	
observer	David Pooley	Principal investigator
object	M81	Source name
dtcycle	0	
cycle	P	events from which exps? Prim/Second/Both
ra_targ	148.888333	Observer's specified target RA [deg]
dec_targ	69.065306	Observer's specified target Dec [deg]
ra_nom	148.8850468404	Nominal RA [deg]
dec_nom	69.056451705557	Nominal Dec [deg]
roll_nom	297.07913113336	Nominal Roll [deg]
revision	4	Processing version of data
ontime	12172.799954653	Sum of GTIs [s]
livetime	12018.660632047	Livetime [s]
ontime2	12172.799954653	Sum of GTIs [s]
ontime3	12172.799954653	Sum of GTIs [s]
ontime5	12172.799954653	Sum of GTIs [s]
ontime6	12172.799954653	Sum of GTIs [s]
ontime7	12172.799954653	Sum of GTIs [s]
ontime8	12172.799954653	Sum of GTIs [s]
l2events	186276	Number of level 2 events




2 OBI

2.1 OBI

2.1.1 Images



2.1.2 Bias



2.1.3 Parameters

obi_num	0	Obi number	sched_exp_time	11992.829000	[s] Scheduled observation exposure time
ascdsver	10.9.1	Processing system revision	ontime	12172.799954653	Sum of GTIs [s]
caldsver	4.9.2	 	ontime2	12172.799954653	Sum of GTIs [s]
date	2020-10-09T02:03:16	Date and time of file creation	ontime3	12172.799954653	Sum of GTIs [s]
revision	4	Processing version of data	ontime5	12172.799954653	Sum of GTIs [s]
			ontime6	12172.799954653	Sum of GTIs [s]
			ontime7	12172.799954653	Sum of GTIs [s]
			ontime8	12172.799954653	Sum of GTIs [s]
			l1events	781460	Number of level 1 events

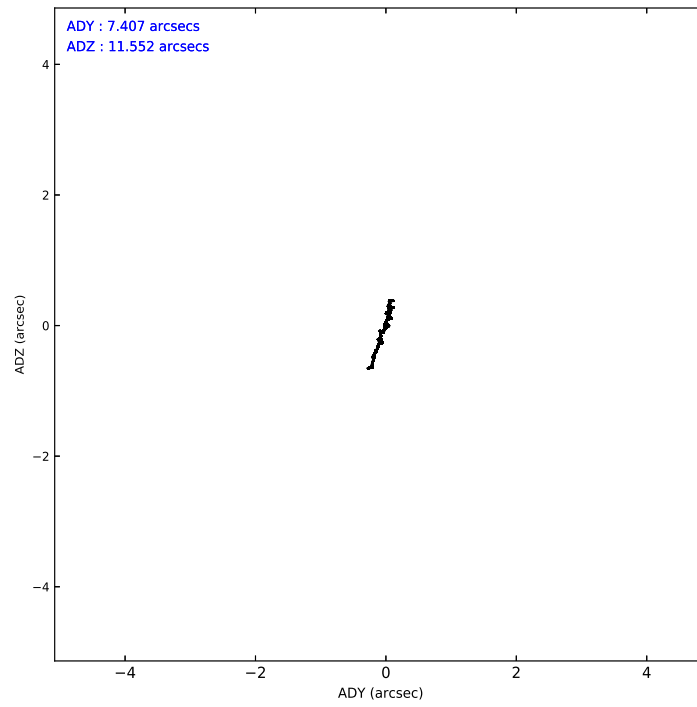
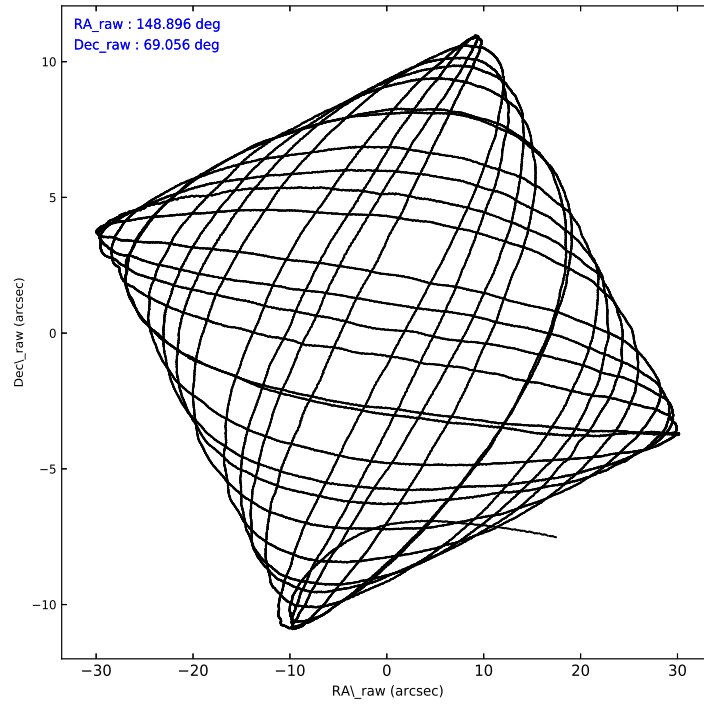
2.1.4 Events

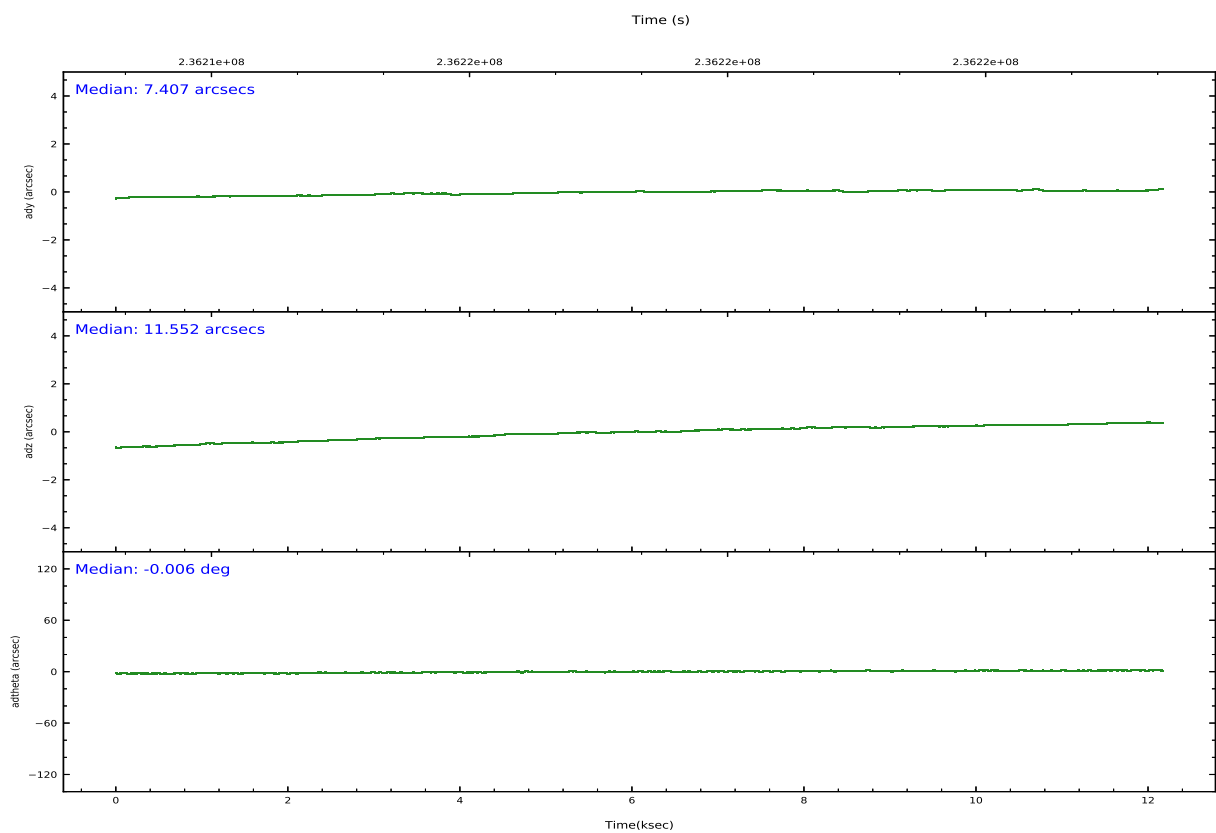
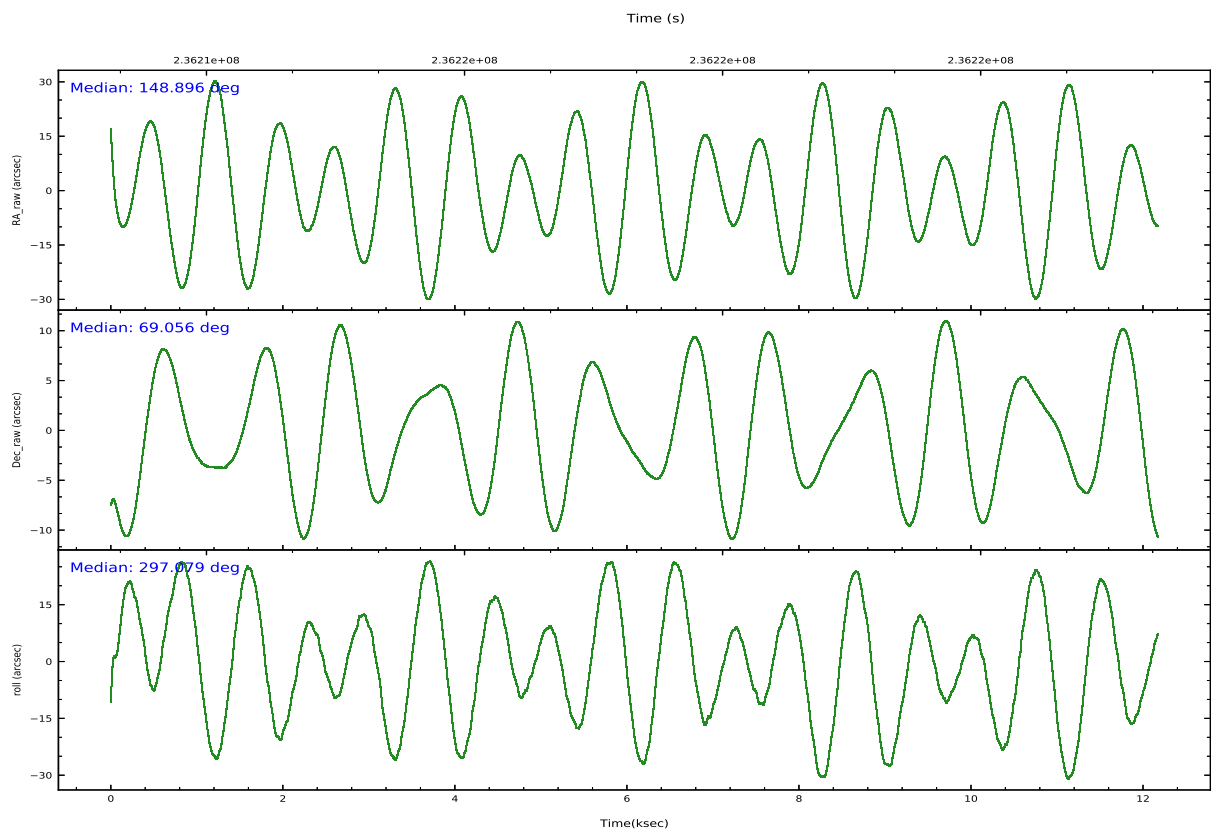
	ccd 2	ccd 3	ccd 5	ccd 6	ccd 7	ccd 8		ccd 2	ccd 3	ccd 5	ccd 6	ccd 7	ccd 8
level 1 events	104249	106128	165105	109311	159671	136996	grade 0 events	8423	8269	12684	9358	8460	12014
rejected events	89449	91647	91472	92386	91403	106959		8%	7%	7%	8%	5%	8%
rejected %	85%	86%	55%	84%	57%	78%	grade 1 events	77	82	472	104	247	112
								0%	0%	0%	0%	0%	0%
							grade 2 events	2917	2691	22267	3296	14756	6752
								2%	2%	13%	3%	9%	4%
							grade 3 events	1222	1234	2979	1377	6520	3190
								1%	1%	1%	1%	4%	2%
							grade 4 events	1287	1302	3061	1380	6543	3025
								1%	1%	1%	1%	4%	2%
							grade 5 events	4116	4645	11469	4959	14077	6522
								3%	4%	6%	4%	8%	4%
							grade 6 events	2216	2231	39828	2782	37624	7813
								2%	2%	24%	2%	23%	5%
							grade 7 events	83991	85674	72345	86055	71444	97568
								80%	80%	43%	78%	44%	71%

2.2 Compared Parameters

Parameter	Planned	Actual	Parameter	Planned	Actual
Instrument	ACIS	ACIS	Obspar version number	8	8
Detector	ACIS-235678	ACIS-235678	Obspar file type	PREDICTED	ACTUAL
Grating	NONE	NONE	Obspar update status	NONE	UPDATED
Data mode	FAINT	FAINT	Number of optional ACIS chips dropped	0	0
Observation mode	POINTING	POINTING	On-chip summing requested	N	N
[deg] Pointing RA	148.831691	148.8850468404	Subarray requested	NONE	NONE
[deg] Pointing Dec	69.070533	69.056451705557	Alternating exposures requested	N	N
[deg] Pointing Roll	296.981668	297.07913113336	[s] Primary exposure time	0.000000	3.2
[mm] SIM focus pos	-0.684267	-0.6828225247311905			
[mm] SIM defocus	0	0.001444936568705701			
[mm] SIM translation stage pos	-190.132523	-190.1400660498719			
[mm] SIM translation stage offset	0	0.00754346686406393			
[s] Observation start time (MET)	236211071.184000	236209395.28079			
Observation start date	2005-06-26T22:10:07	2005-06-26T21:43:15			
[s] Observation end time (MET)	236223064.184000	236223281.46892			
Observation end date	2005-06-27T01:30:00	2005-06-27T01:34:41			
Read mode	TIMED	TIMED			

2.3 Aspect



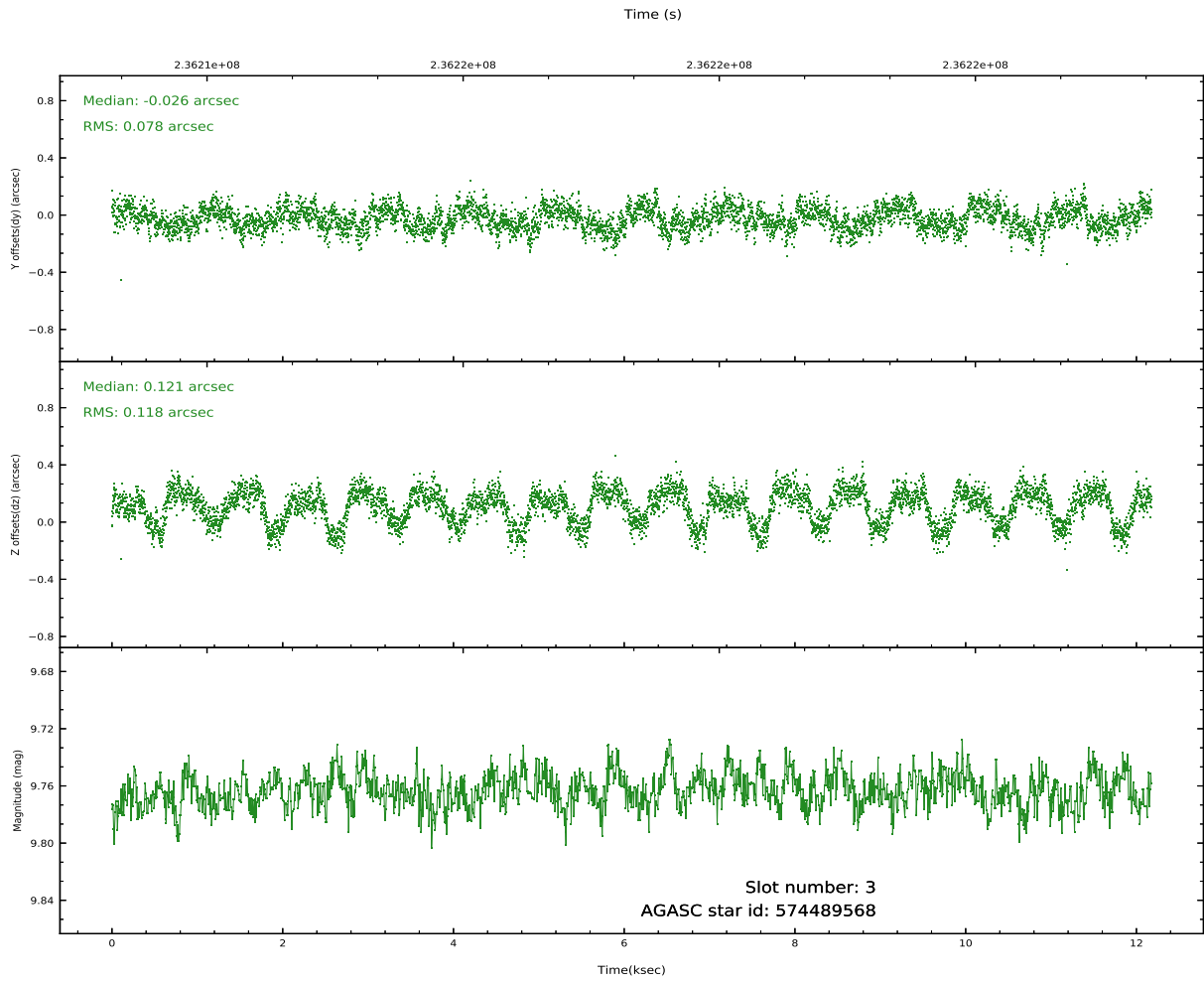
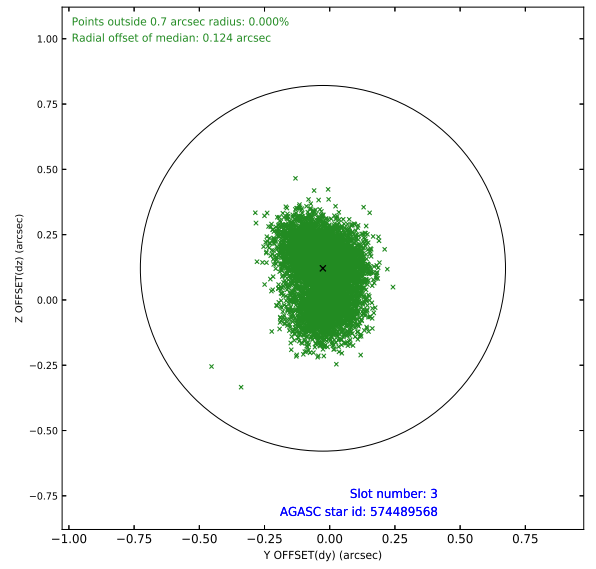
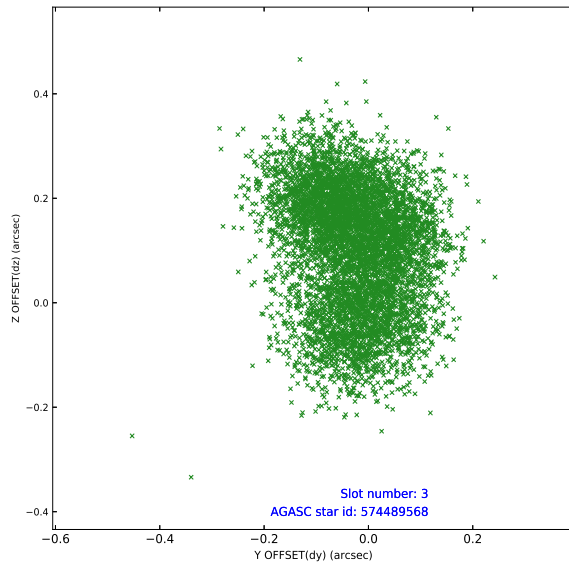


Slot Statistics

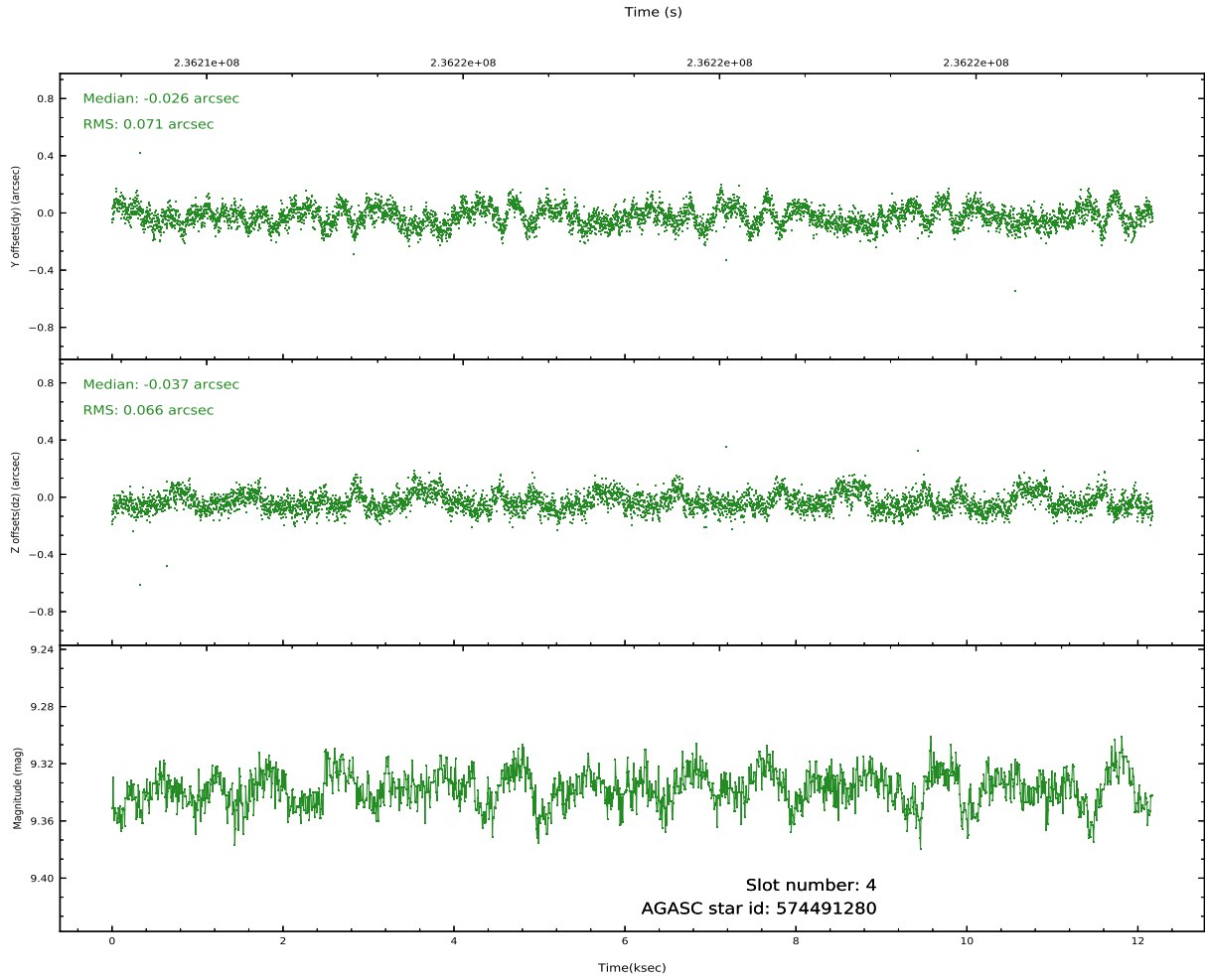
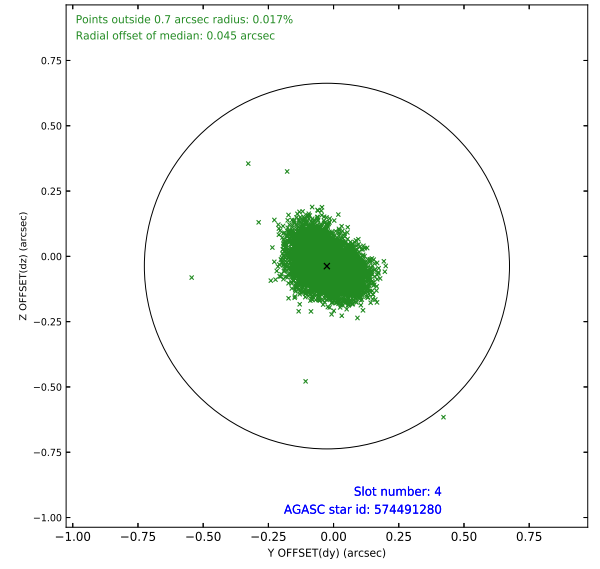
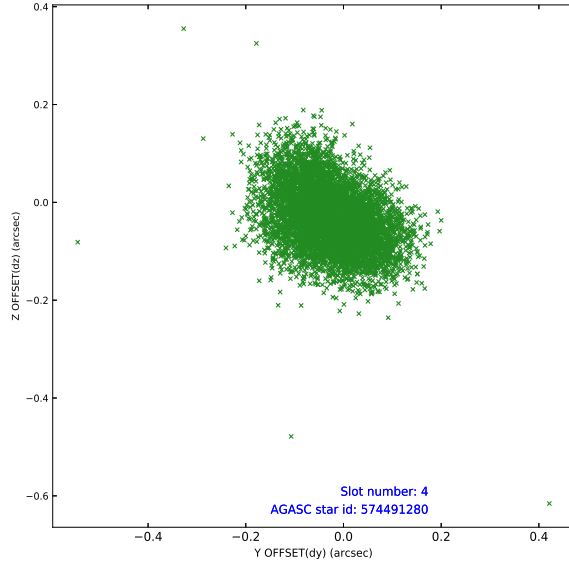
pt	status	used	id	mag	n_pts	frac_pts	med_dy	med_dz	dr1	dr2	ra	dec	mean_y	mea
0	FID		ACIS-S-1	7.18	2970	1.000	0.025	-0.124	0.012	0.022	0.000000	0.000000	935.93	-1728
1	FID		ACIS-S-4	7.20	2970	1.000	0.102	0.078	0.008	0.013	0.000000	0.000000	2153.63	175
2	FID		ACIS-S-5	7.23	2971	1.000	-0.153	0.058	0.009	0.017	0.000000	0.000000	-1812.61	169
3	GUIDE	used	574489568	9.76	5936	1.000	-0.026	0.121	0.152	0.240	147.223974	69.438157	-2124.97	-1198
4	GUIDE	used	574491280	9.34	5933	1.000	-0.026	-0.037	0.103	0.165	148.611567	69.450135	-1344.39	371
5	GUIDE	used	574496312	10.27	5934	1.000	0.047	-0.016	0.190	0.311	149.547505	68.718299	1549.71	261
6	GUIDE	used	574497600	10.45	5934	1.000	0.077	-0.010	0.178	0.282	147.824120	68.451903	1371.37	-2192
7	GUIDE	used	574490960	9.73	5936	1.000	-0.075	-0.033	0.126	0.199	148.185918	69.658768	-2257.05	242

2.4 Star Slots

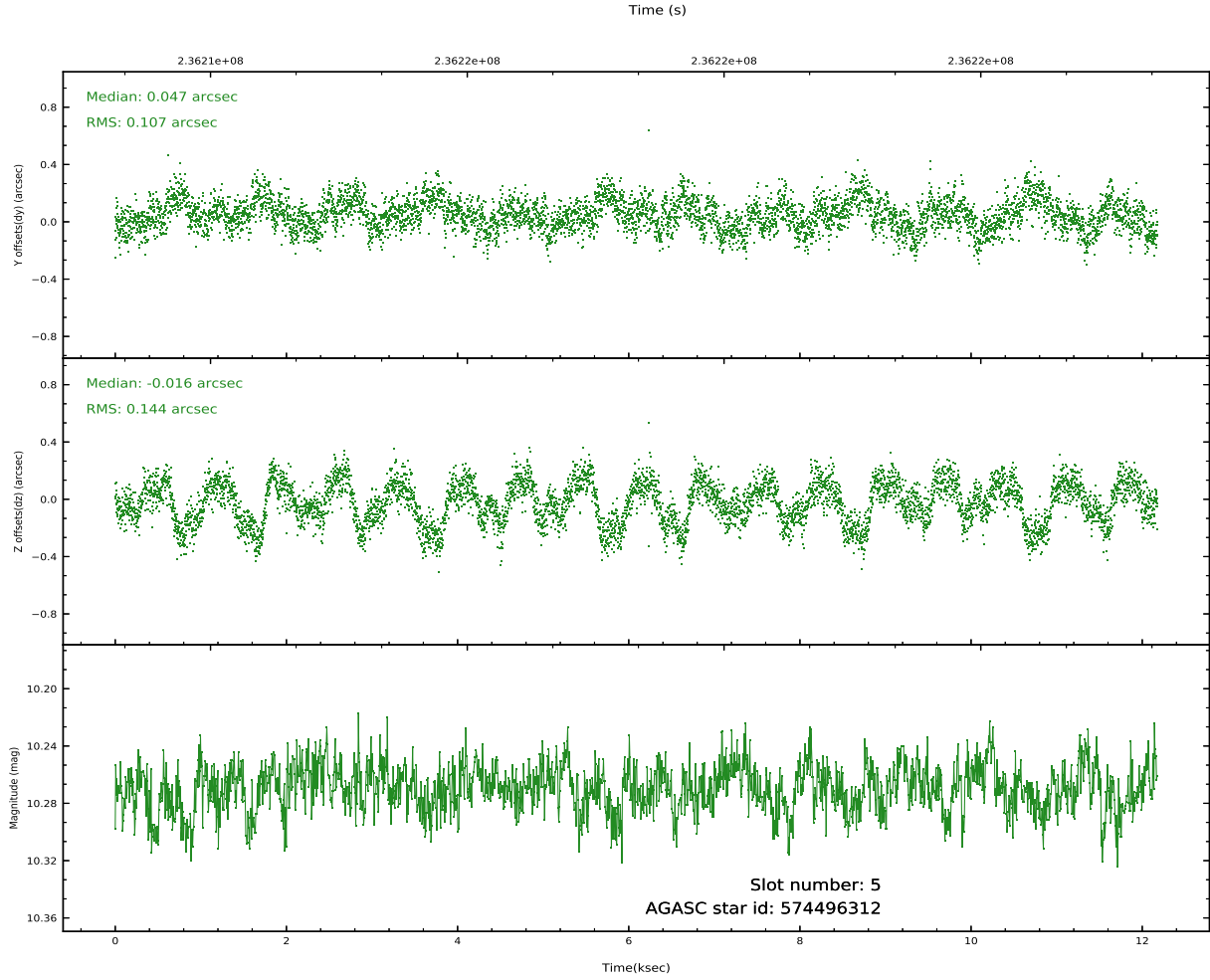
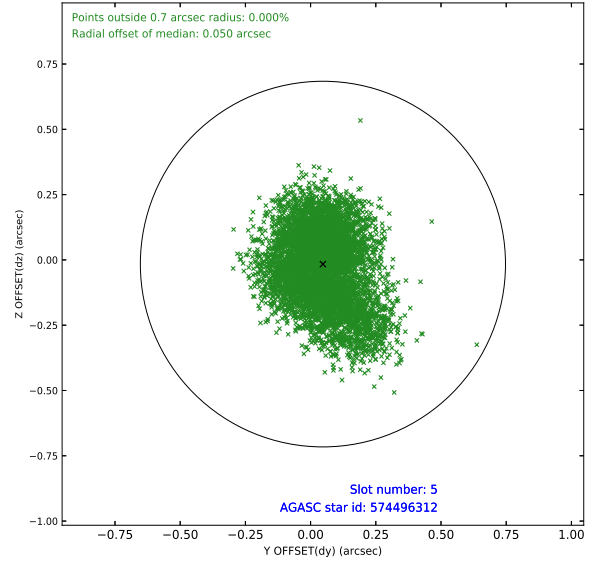
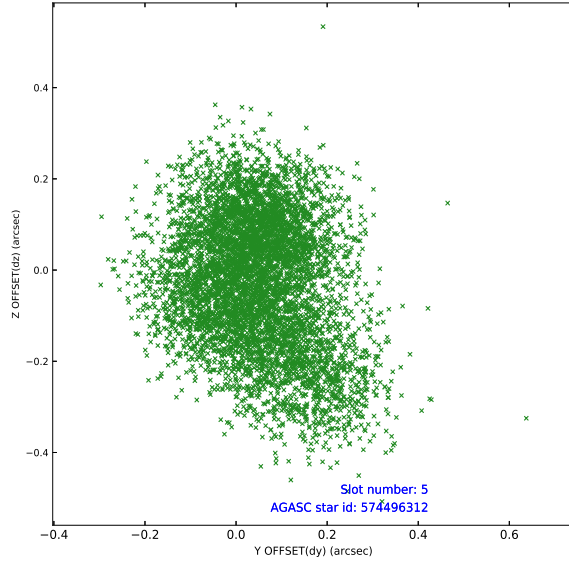
2.4.1 Slot 3



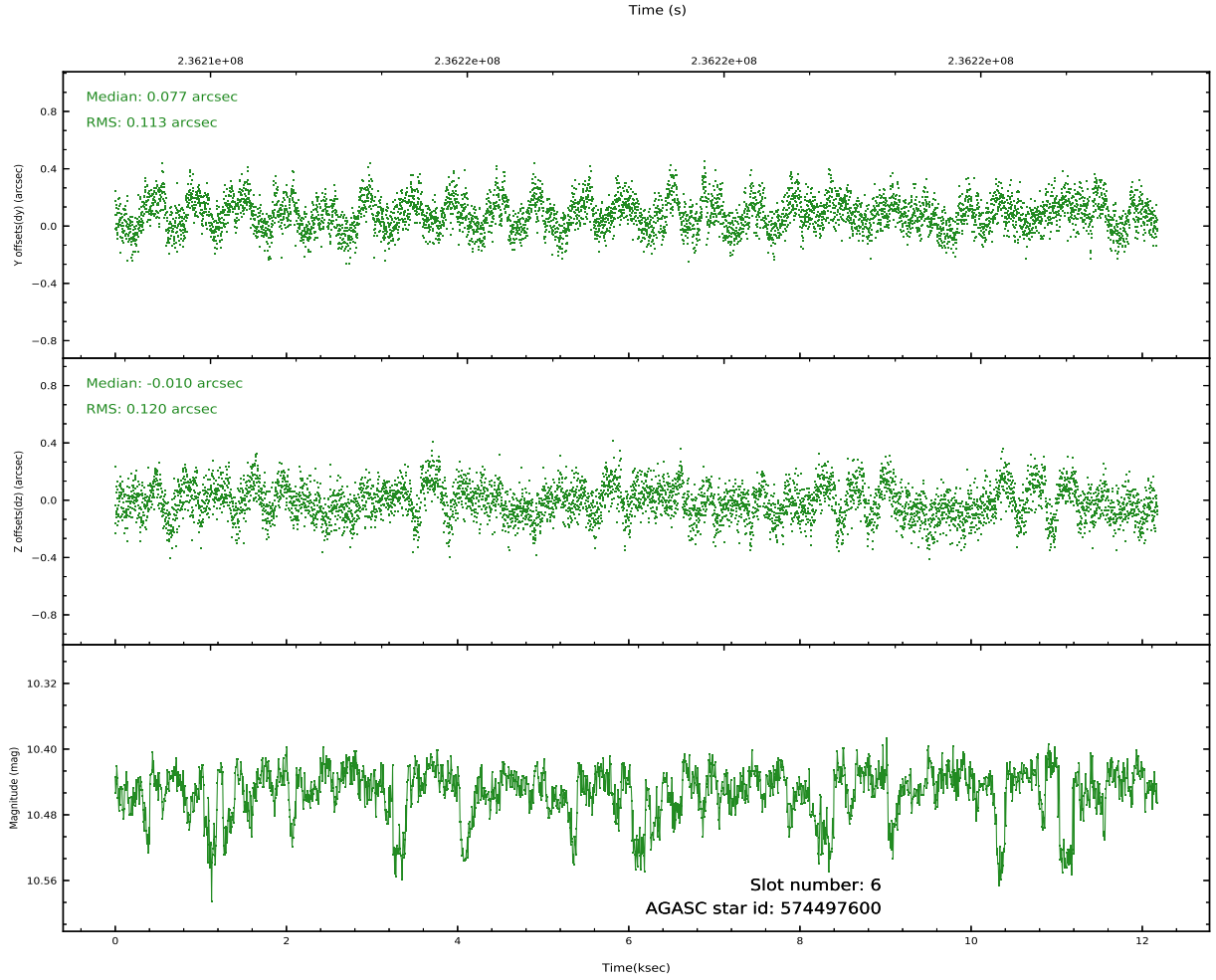
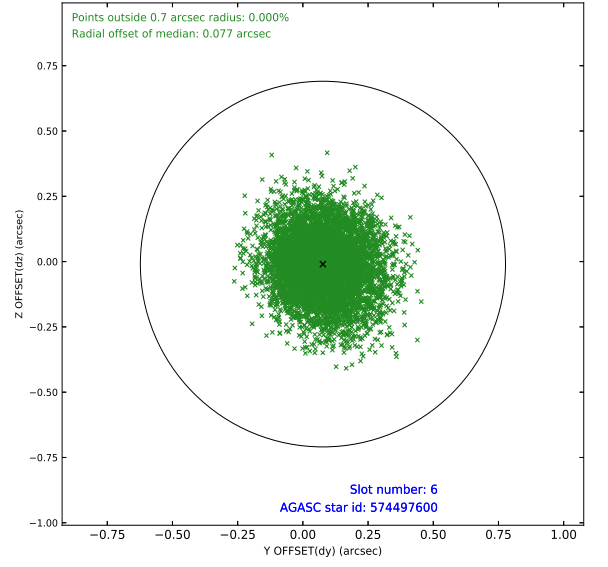
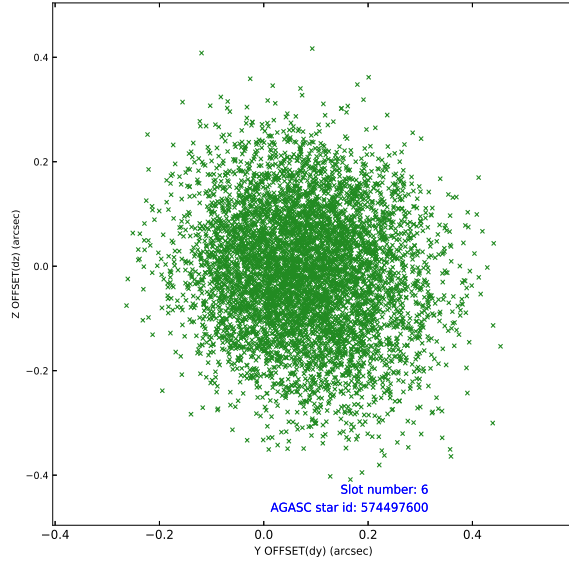
2.4.2 Slot 4



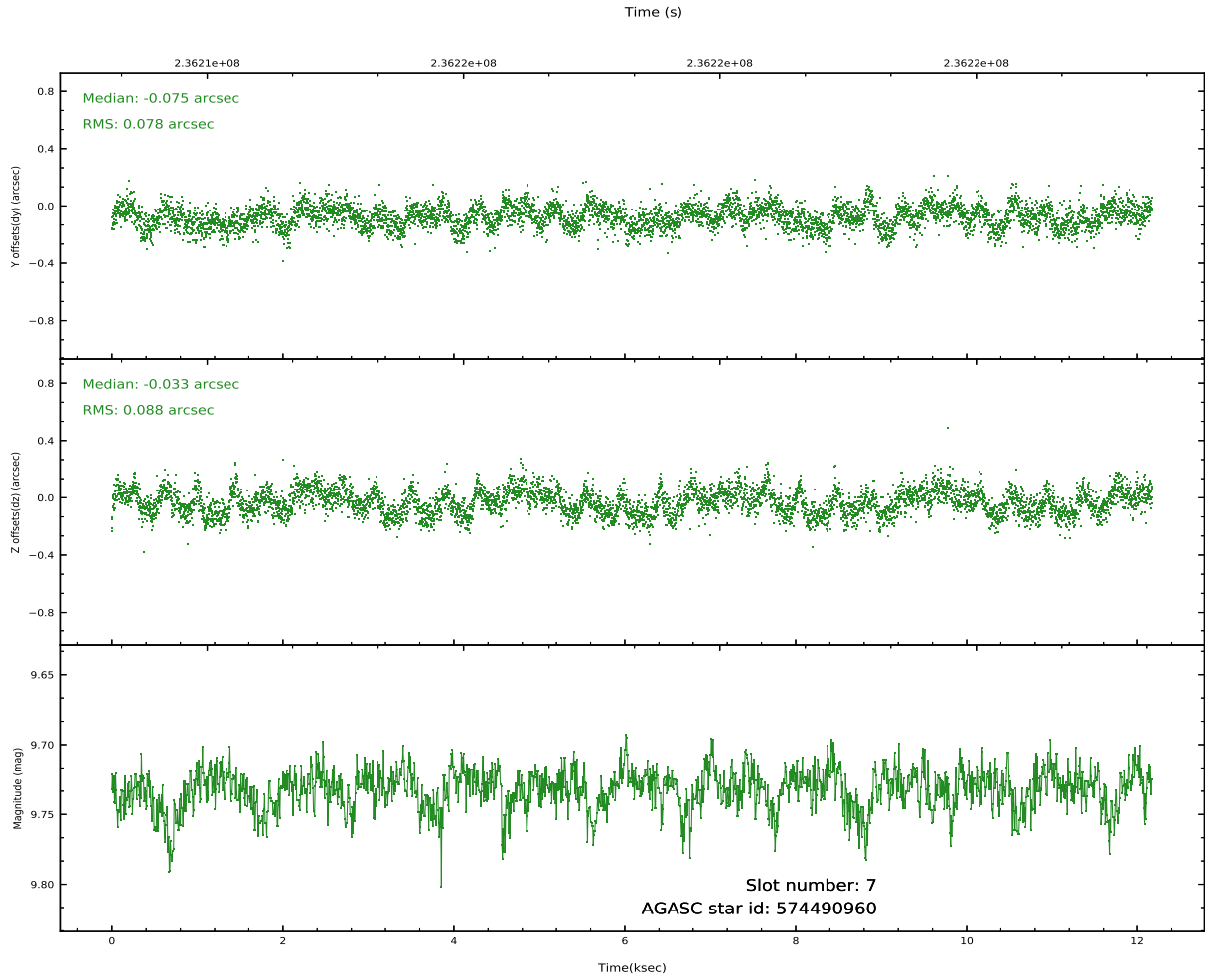
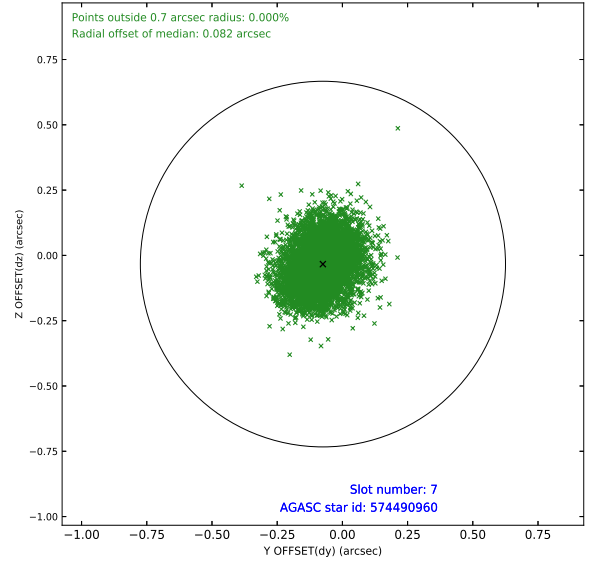
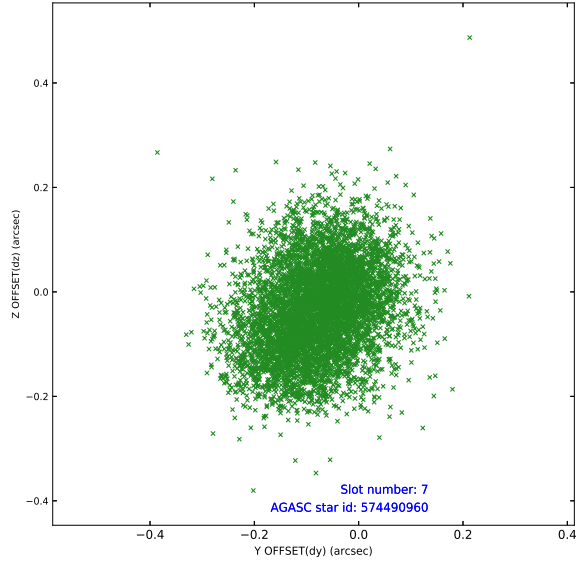
2.4.3 Slot 5



2.4.4 Slot 6

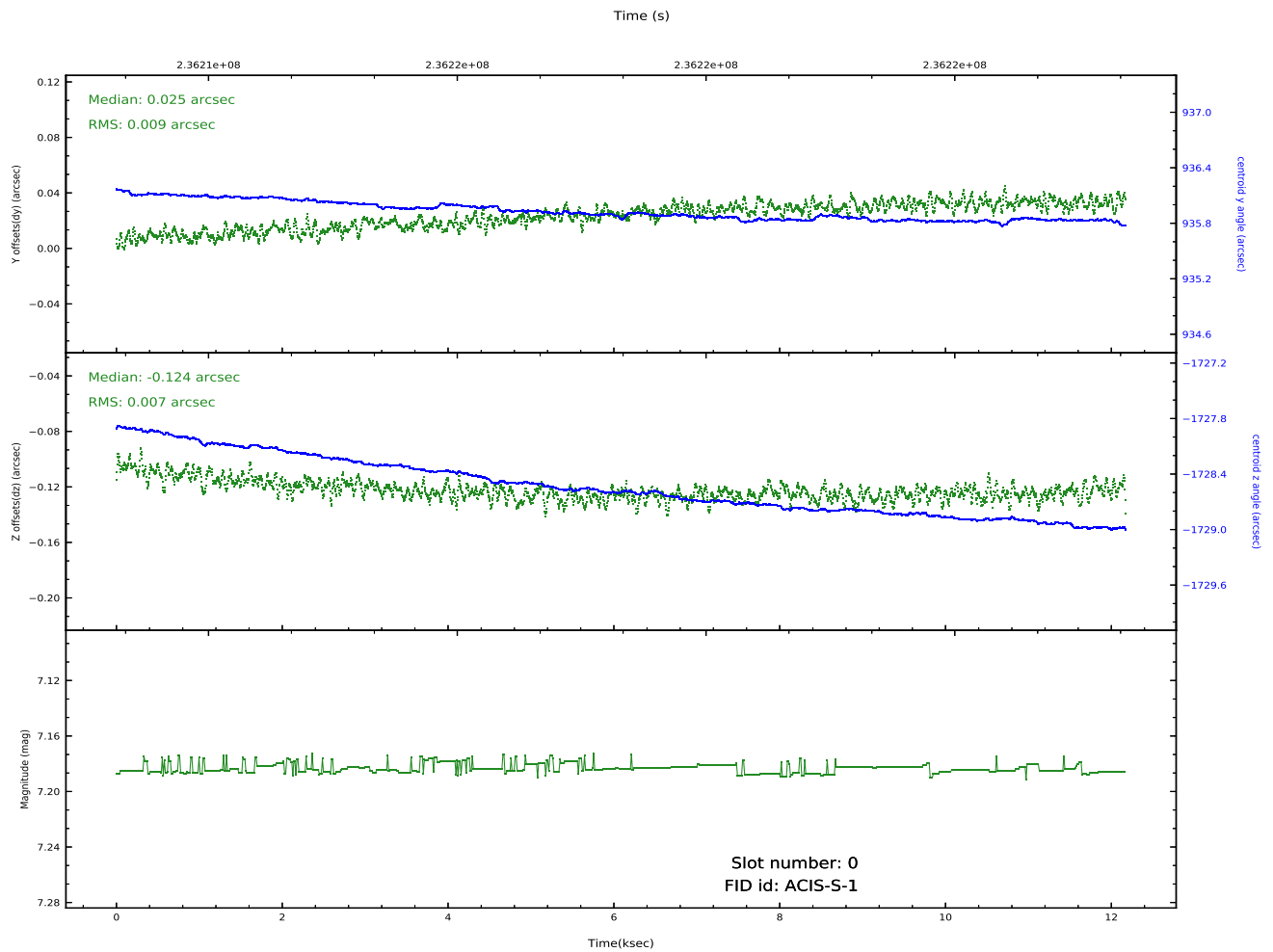
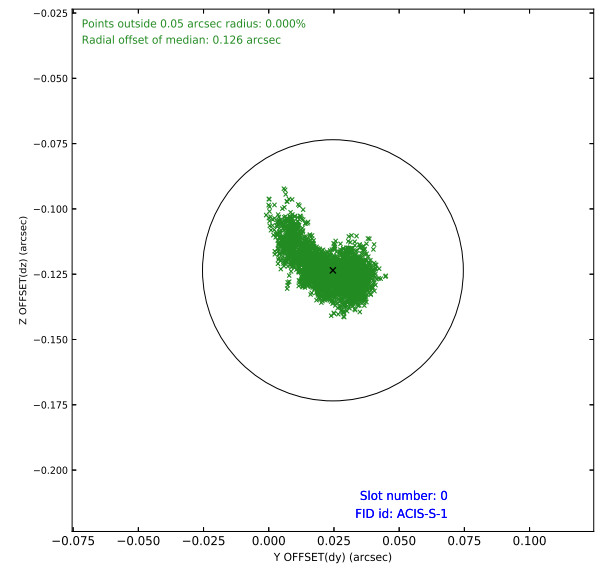
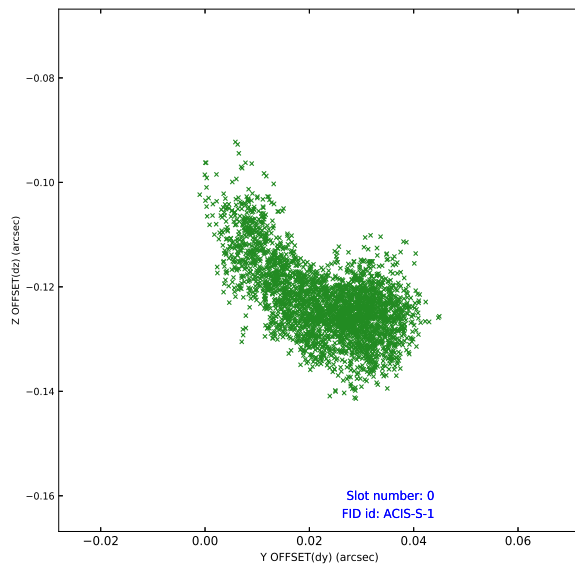


2.4.5 Slot 7

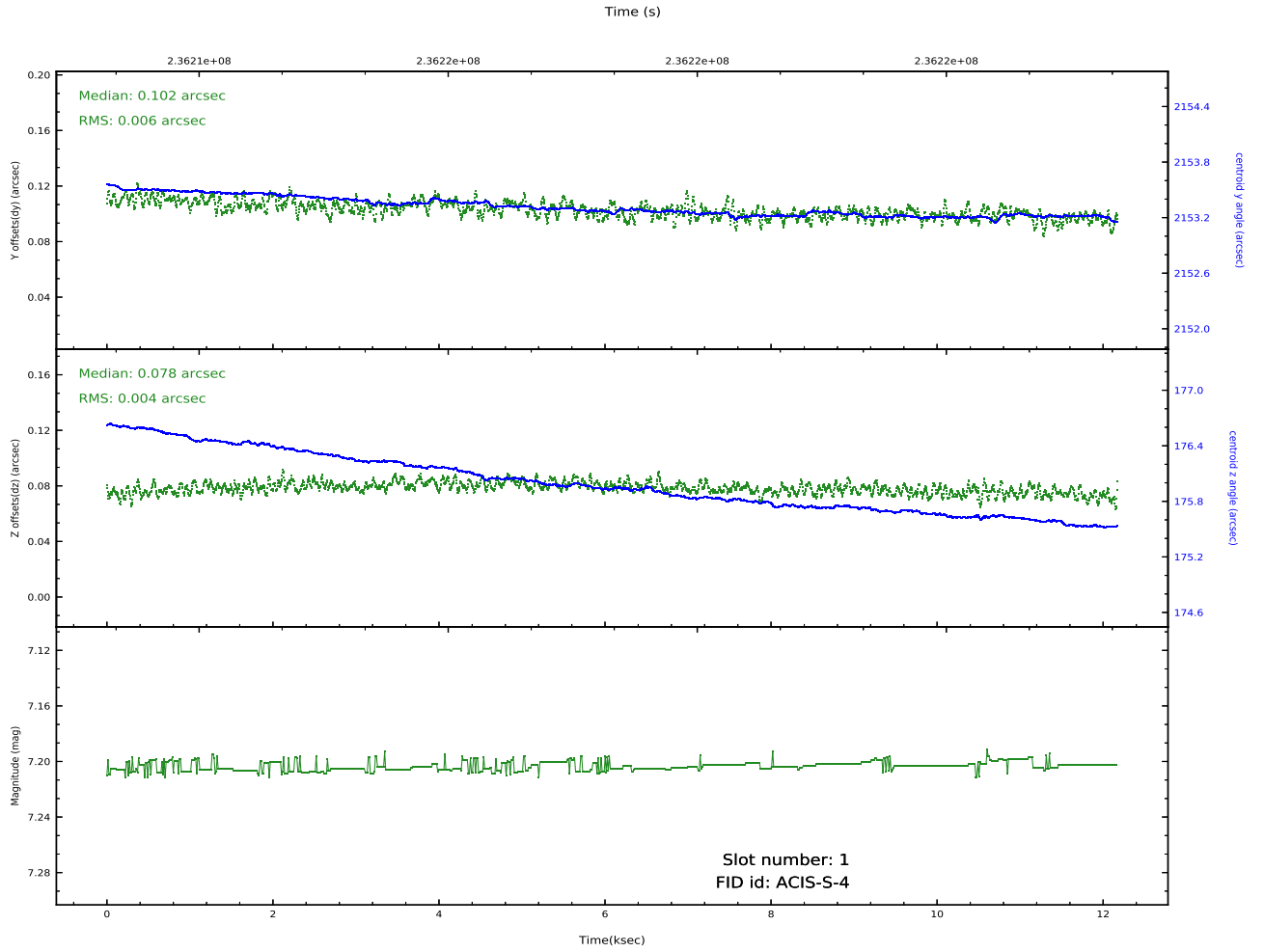
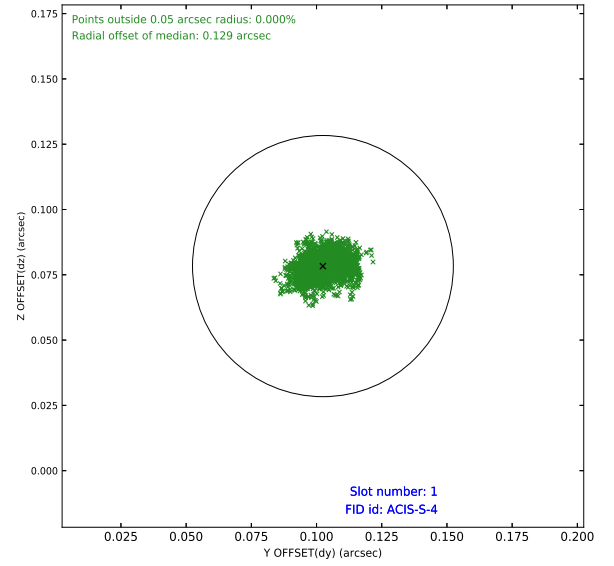
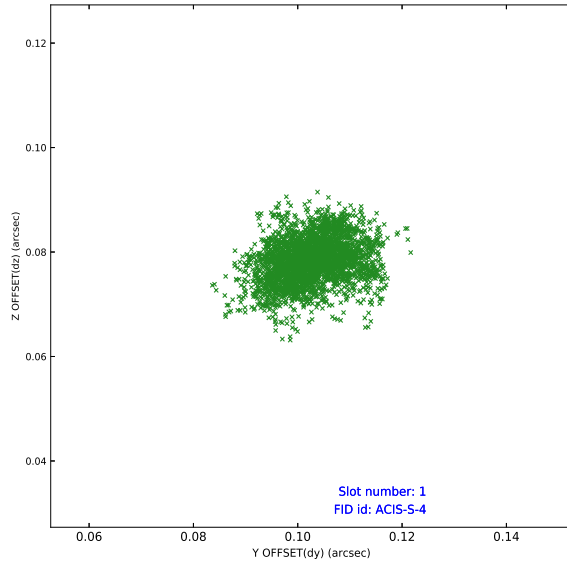


2.5 FID Slots

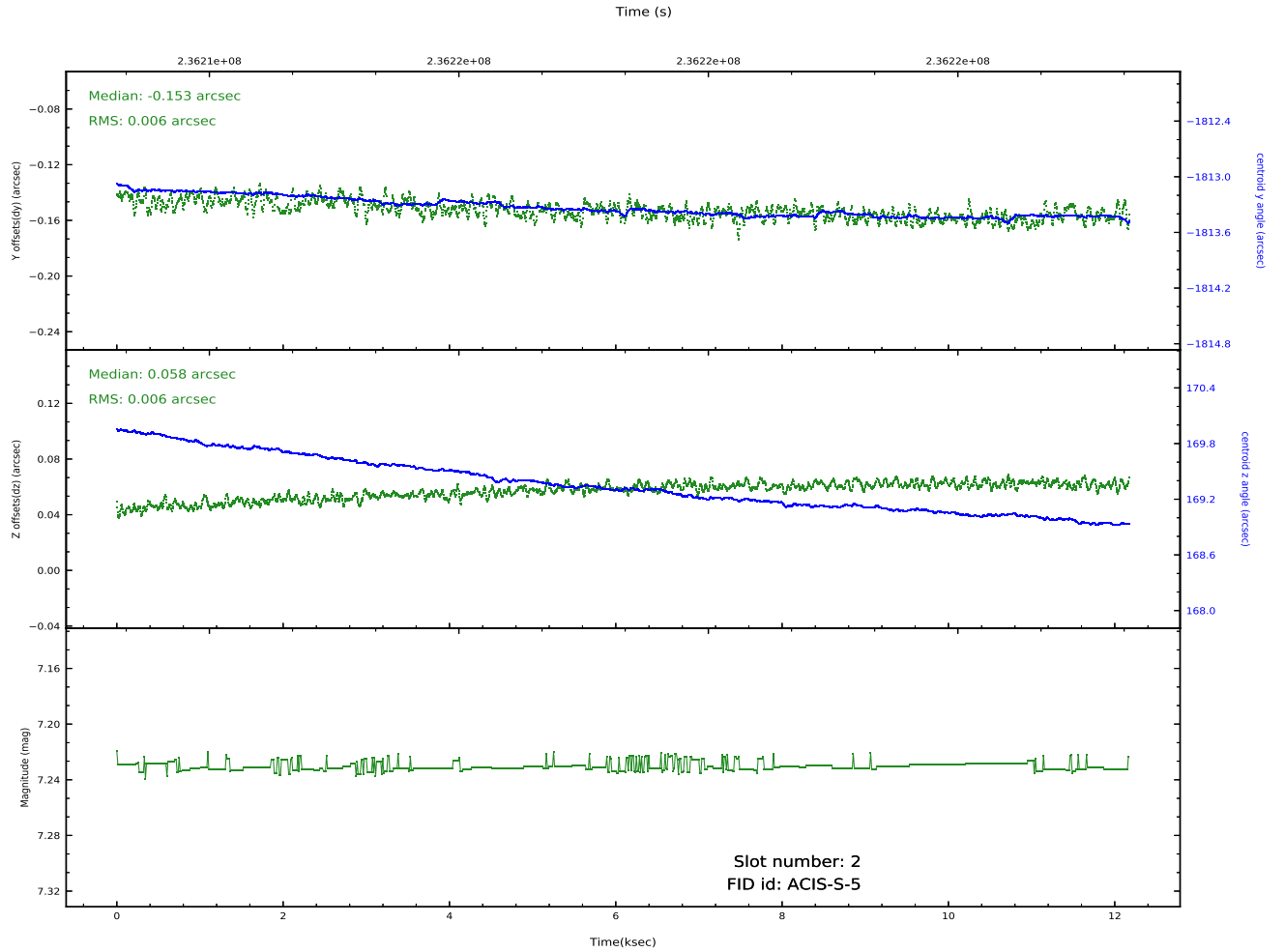
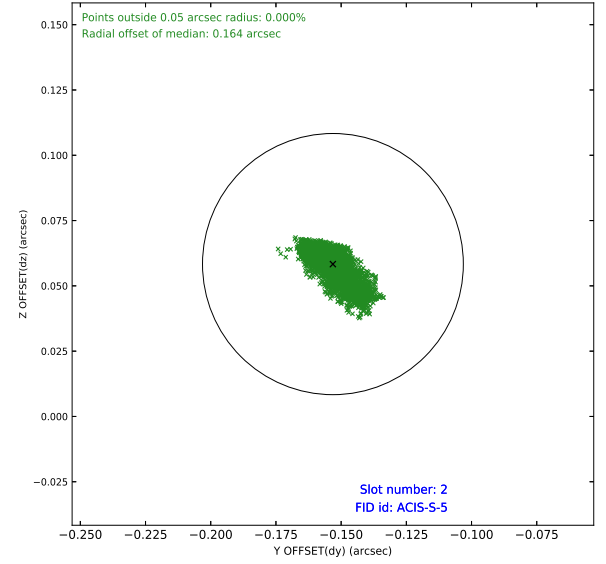
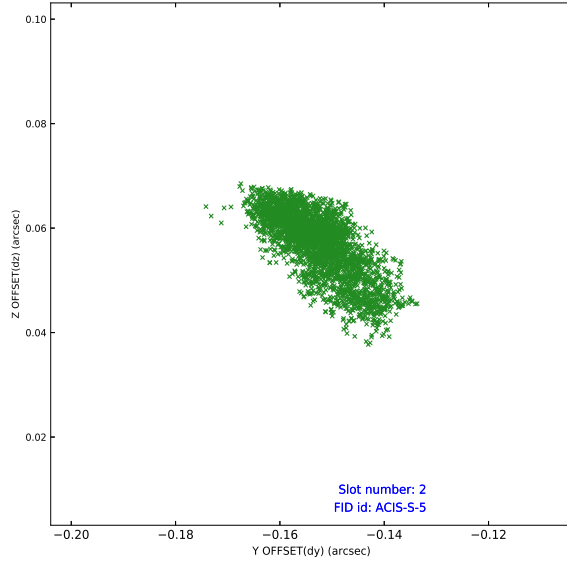
2.5.1 Slot 0



2.5.2 Slot 1



2.5.3 Slot 2



A Summary

A.1 Status

V&V Scientist	Jen Lauer
V&V Date (YYYY-MM-DD)	2020.10.09
V&V Edition	1
V&V Disposition and Status	OK
V&V Charge Time	12.17279

A.2 Comments

Preferred roll met. Monitor constraint met.