

V&V Reference Report

L2 ASCDS Version : 8.4.4

Observation 8765 - L2 Version 2
Chandra X-Ray Center

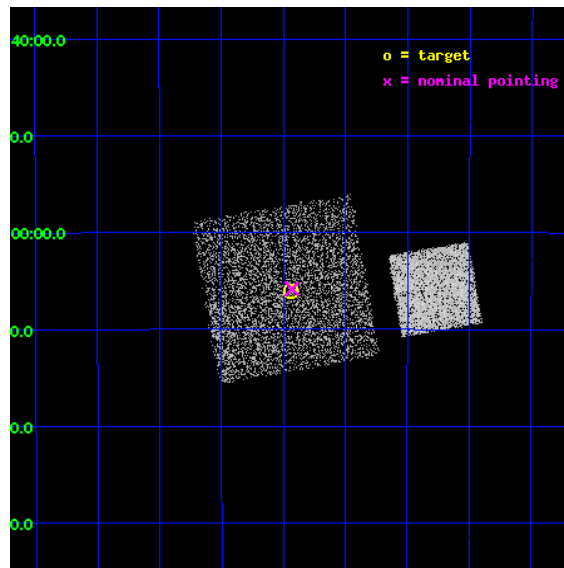
L2 Processing Date : May 14 2012

Contents

1	Front	2
2	OBI	3
2.1	OBI	3
2.1.1	Images	3
2.1.2	Bias	3
2.1.3	Parameters	4
2.1.4	Events	4
2.2	Compared Parameters	5
2.3	Aspect	6
2.4	Star Slots	9
2.4.1	Slot 3	9
2.4.2	Slot 4	10
2.4.3	Slot 5	11
2.4.4	Slot 6	12
2.4.5	Slot 7	13
2.5	FID Slots	14
2.5.1	Slot 0	14
2.5.2	Slot 1	15
2.5.3	Slot 2	16
A	Summary	17
A.1	Status	17
A.2	Comments	17

1 Front

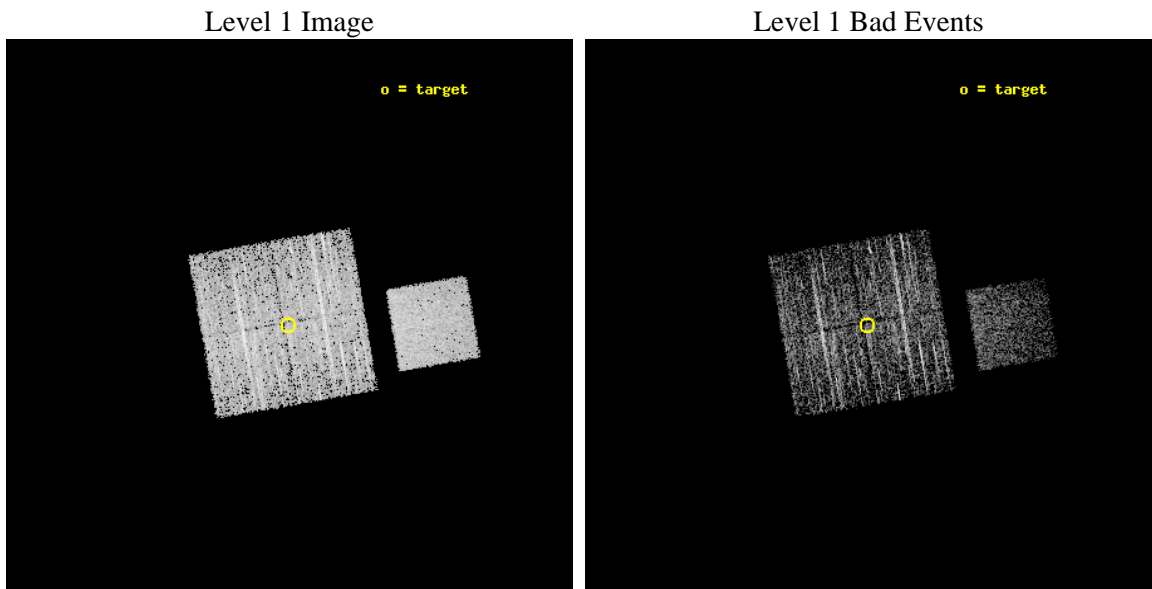
seq_num	400816	Sequence number
obs_id	8765	Observation id
title	The Galactic Bulge Survey: categorising the plethora of faint X-ray sources in the Galactic Bulge	Proposal title
observer	dr Peter Jonker	Principal investigator
object	GBS1	Source name
dtcycle	0	
cycle	P	events from which exps? Prim/Second/Both
ra_targ	267.610078	Observer's specified target RA [deg]
dec_targ	-30.101763	Observer's specified target Dec [deg]
ra_nom	267.60804215779	Nominal RA [deg]
dec_nom	-30.097094403392	Nominal Dec [deg]
roll_nom	80.207677439979	Nominal Roll [deg]
revision	2	Processing version of data
ontime	2185.5000168085	Sum of GTIs [s]
livetime	2156.9448501472	Livetime [s]
ontime0	2182.3590165377	Sum of GTIs [s]
ontime1	2185.5000168085	Sum of GTIs [s]
ontime2	2182.359026432	Sum of GTIs [s]
ontime3	2185.5000168085	Sum of GTIs [s]
ontime7	2185.5000168085	Sum of GTIs [s]
l2events	16283	Number of level 2 events



2 OBI

2.1 OBI

2.1.1 Images



2.1.2 Bias



2.1.3 Parameters

obi_num	0	Obi number	sched_exp_time	2000.000000	[s] Scheduled observation exposure time
ascdsver	8.4.4	Processing system revision	ontime	2185.5000168085	Sum of GTIs [s]
caldsver	4.4.9	 	ontime0	2182.3590165377	Sum of GTIs [s]
date	2012-05-14T23:20:18	Date and time of file creation	ontime1	2185.5000168085	Sum of GTIs [s]
revision	2	Processing version of data	ontime2	2182.359026432	Sum of GTIs [s]
			ontime3	2185.5000168085	Sum of GTIs [s]
			ontime7	2185.5000168085	Sum of GTIs [s]
			l1events	103839	Number of level 1 events

2.1.4 Events

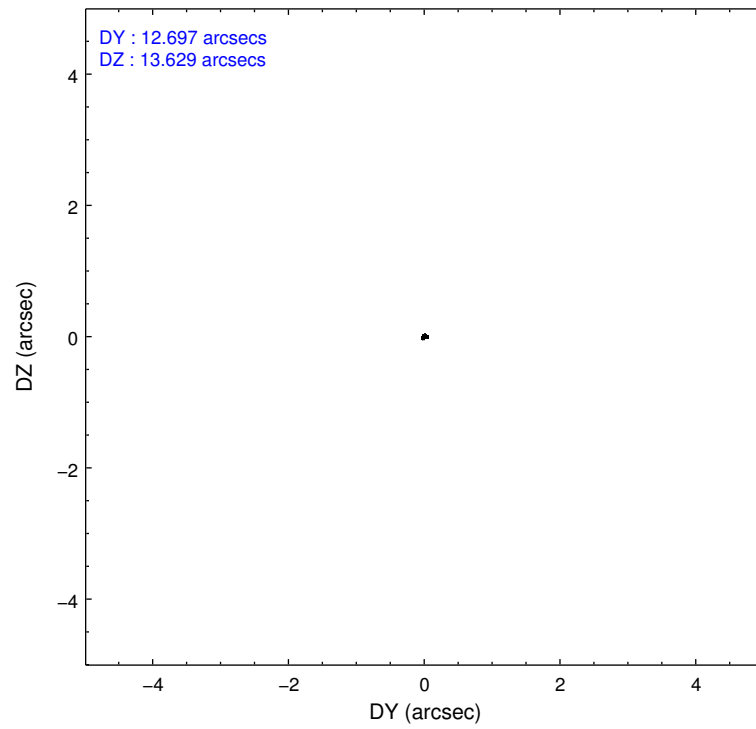
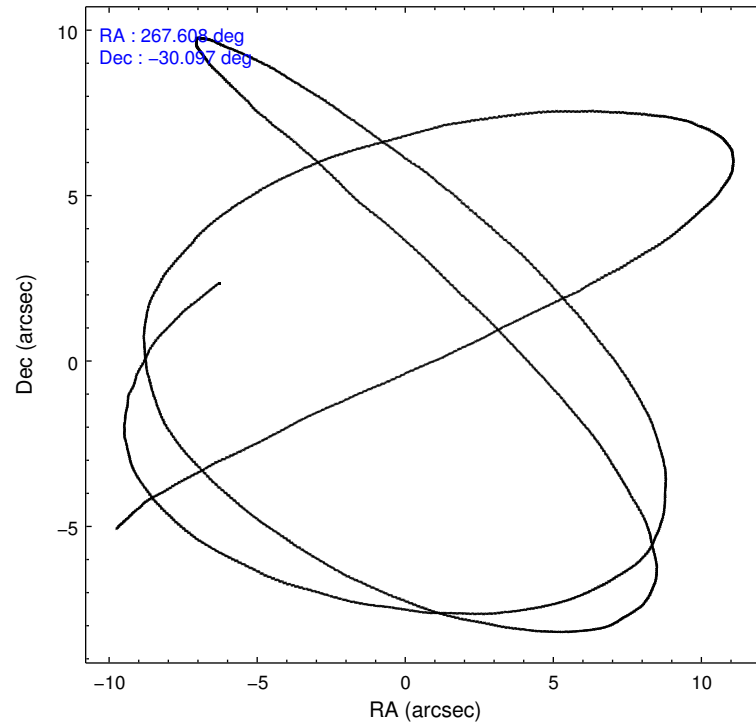
	ccd 0	ccd 1	ccd 2	ccd 3	ccd 7
level 1 events	18318	20836	20987	20777	22921
rejected events	16273	18293	18987	18756	13635
rejected %	88%	87%	90%	90%	59%

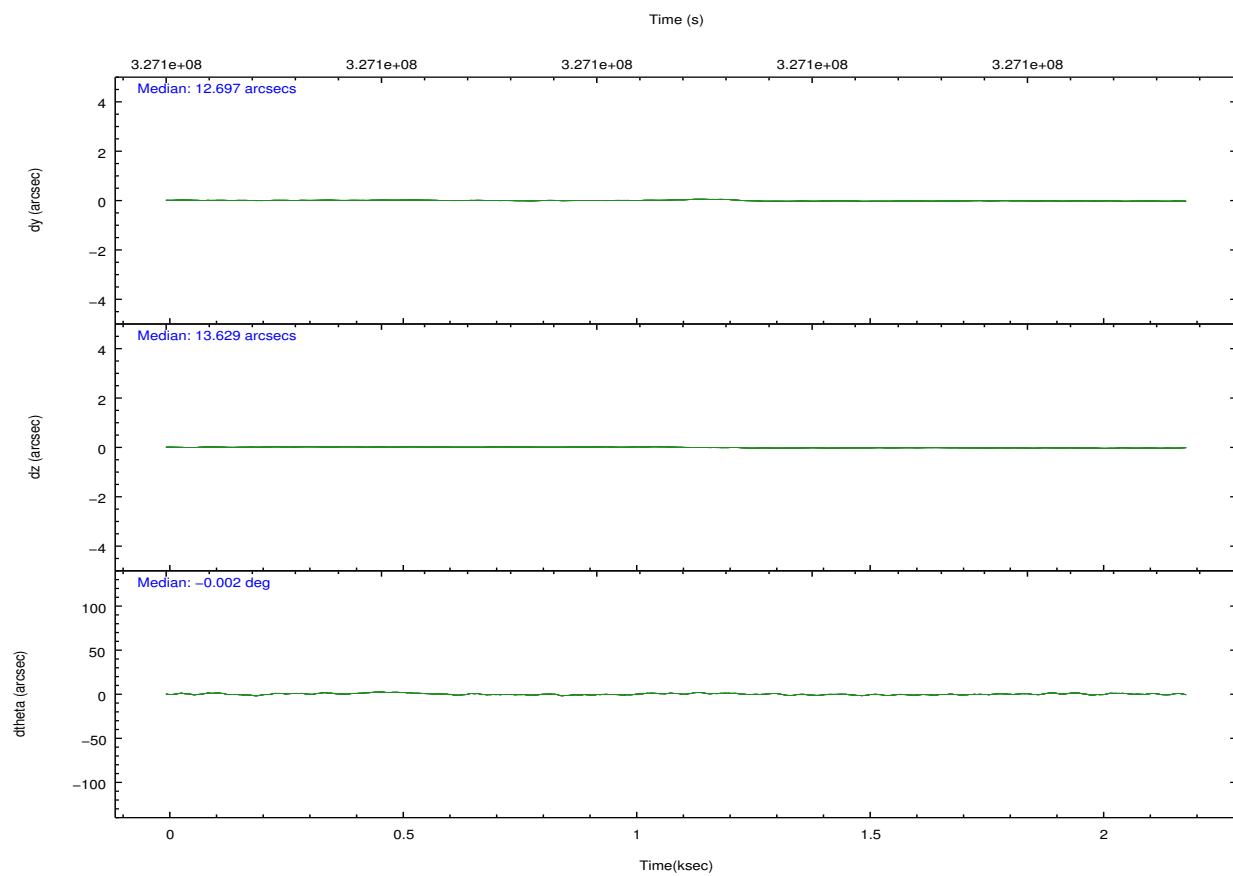
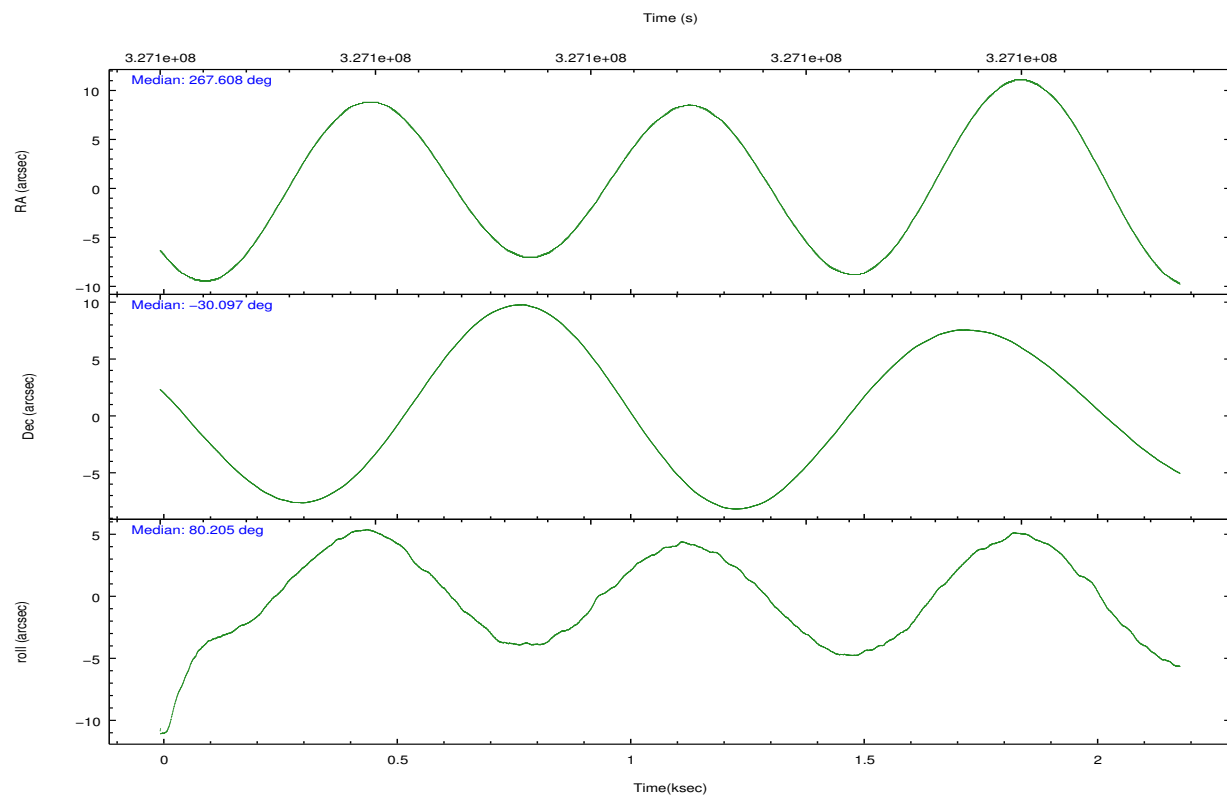
	ccd 0	ccd 1	ccd 2	ccd 3	ccd 7
grade 0 events	984	1260	947	1003	970
	5%	6%	4%	4%	4%
grade 1 events	13	15	12	11	25
	0%	0%	0%	0%	0%
grade 2 events	525	587	509	454	2302
	2%	2%	2%	2%	10%
grade 3 events	236	280	222	221	1038
	1%	1%	1%	1%	4%
grade 4 events	237	258	238	255	998
	1%	1%	1%	1%	4%
grade 5 events	696	775	676	788	2338
	3%	3%	3%	3%	10%
grade 6 events	391	491	389	394	5390
	2%	2%	1%	1%	23%
grade 7 events	15236	17170	17994	17651	9860
	83%	82%	85%	84%	43%

2.2 Compared Parameters

Parameter	Planned	Actual	Parameter	Planned	Actual
Instrument	ACIS	ACIS	Obspar format version number	7	7
Detector	ACIS-01237	ACIS-01237	Obspar file type	PREDICTED	ACTUAL
Grating	NONE	NONE	Obspar update status	NONE	UPDATED
Data mode	VFAINT	VFAINT	CCD I0 on	Y	Y
Observation mode	POINTING	POINTING	CCD I1 on	Y	Y
[deg] Pointing RA	267.619290	267.6080421577929	CCD I2 on	Y	Y
[deg] Pointing Dec	-30.122797	-30.09709440339218	CCD I3 on	Y	Y
[deg] Pointing Roll	80.004633	80.20767743997911	CCD S0 on	N	N
[mm] SIM focus pos	-0.782348	-0.7809083437167272	CCD S1 on	N	N
[mm] SIM defocus	0	0.001439871863259334	CCD S2 on	N	N
[mm] SIM translation stage pos	-233.592463	-233.5874344608287	CCD S3 on	O1	Y
[mm] SIM translation stage offset	0	-0.005018542100998502	CCD S4 on	N	N
[s] Observation start time (MET)	327096272.184000	327095895.88981	CCD S5 on	N	N
Observation start date	2008-05-13T20:03:27	2008-05-13T19:58:15	Number of optional ACIS chips dropped	0	0
[s] Observation end time (MET)	327098272.184000	327098406.11493	On-chip summing requested	N	N
Observation end date	2008-05-13T20:36:47	2008-05-13T20:40:06	Subarray requested	NONE	NONE
Read mode	TIMED	TIMED	Alternating exposures requested	N	N
			[s] Primary exposure time	0.000000	3.1

2.3 Aspect



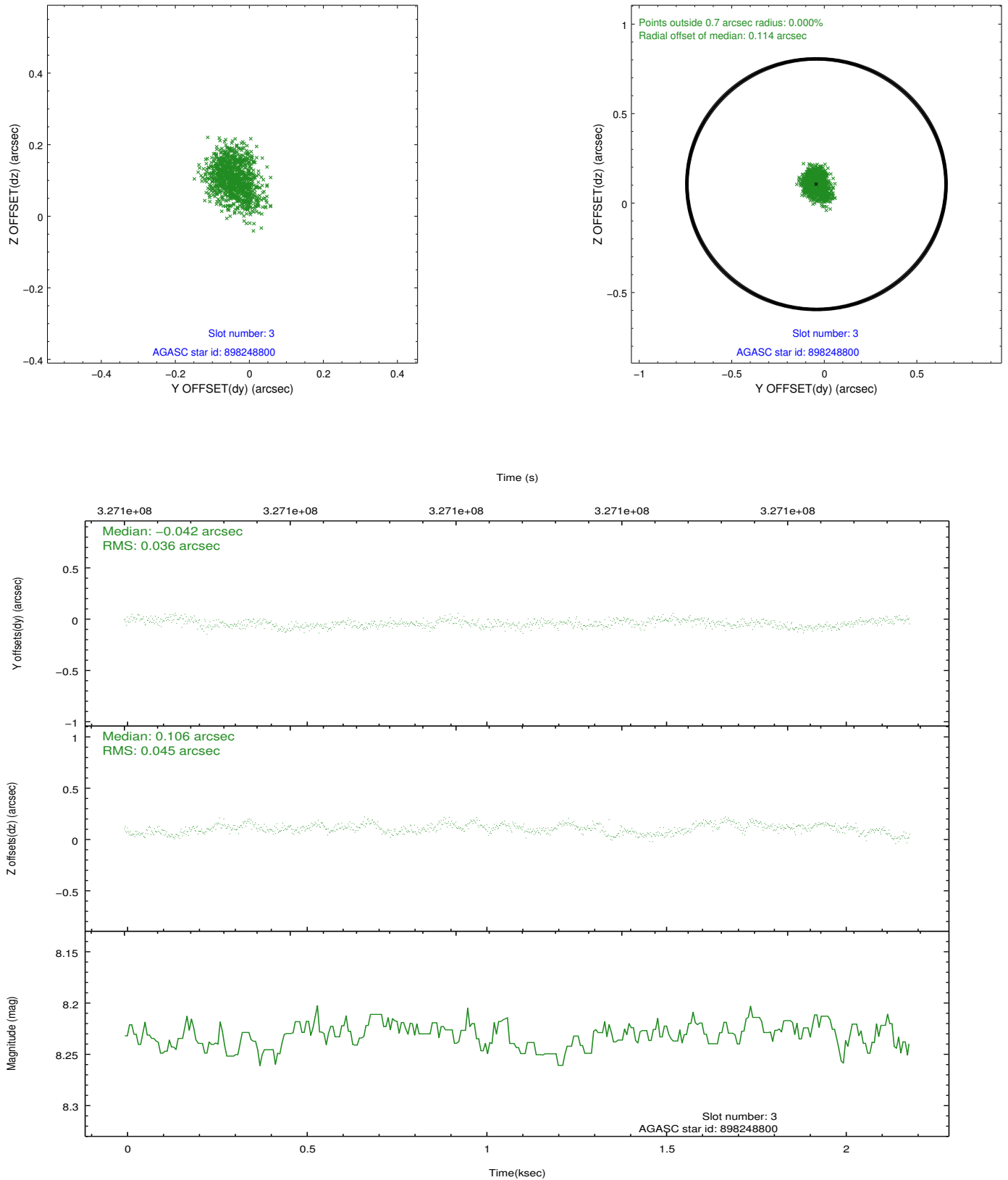


Slot Statistics

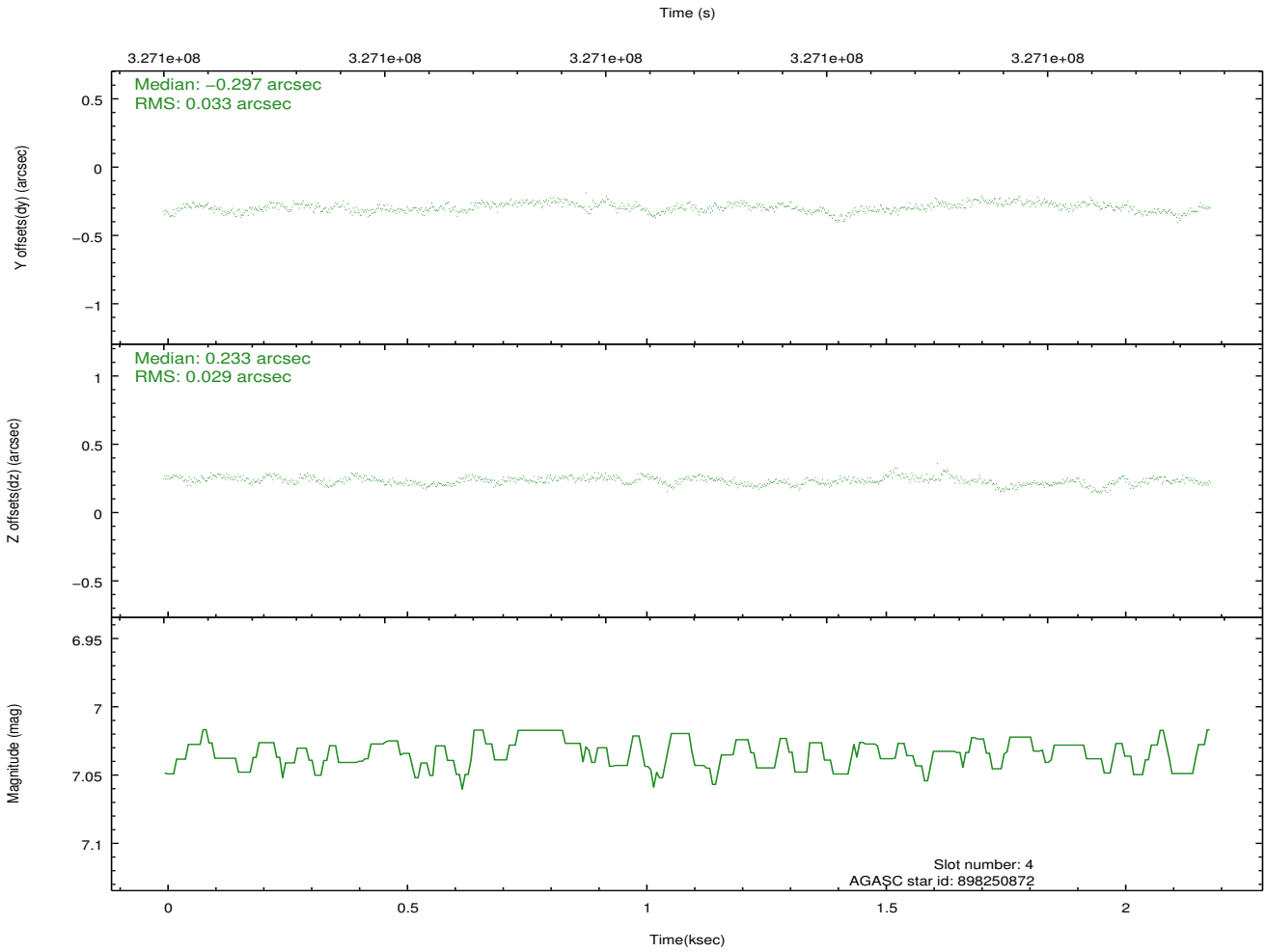
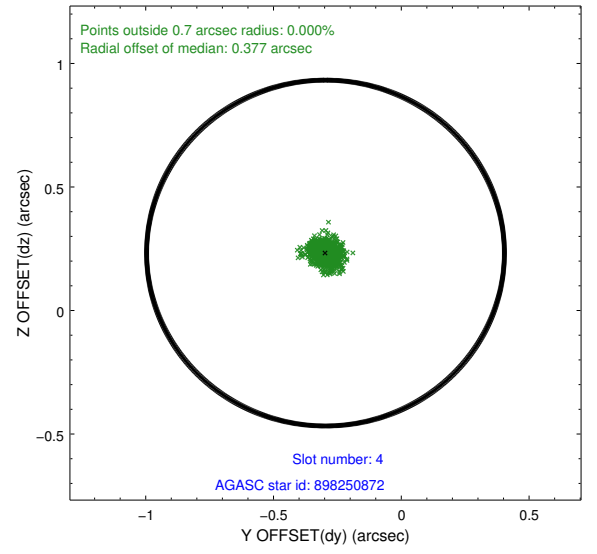
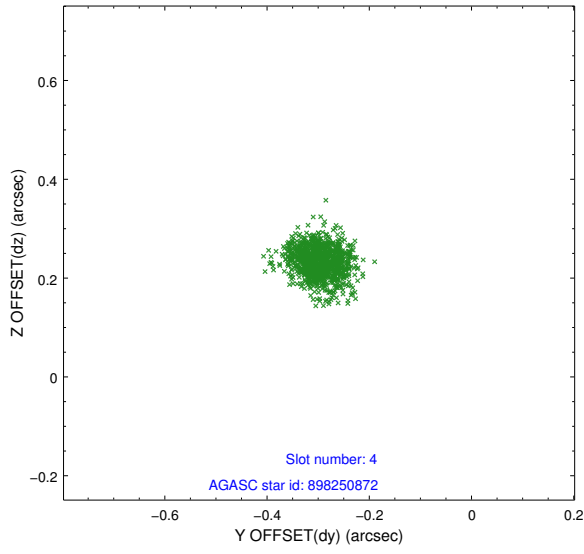
slot	status	id	mag	n_pts	med_dy	med_dz	dr1	dr2	ra	dec	mean_y	mean_z
0	FID	ACIS-I-4	7.00	532	0.139	0.032	0.008	0.020	0.000000	0.000000	2146.93	1062.71
1	FID	ACIS-I-5	7.04	534	-0.230	0.028	0.006	0.013	0.000000	0.000000	-1817.57	1062.40
2	FID	ACIS-I-6	7.05	533	-0.010	0.007	0.011	0.018	0.000000	0.000000	389.13	1706.70
3	GUIDE	898248800	8.23	1067	-0.042	0.106	0.061	0.098	267.977609	-29.931731	870.14	-981.97
4	GUIDE	898250872	7.03	1067	-0.297	0.233	0.046	0.075	268.026303	-29.632040	1959.75	-948.93
5	GUIDE	966919736	6.87	1067	0.164	-0.112	0.063	0.117	267.322278	-30.597445	-1841.59	607.72
6	GUIDE	896536400	8.54	1067	-0.157	-0.148	0.082	0.123	267.359146	-29.438655	2281.57	1230.88
7	GUIDE	966920512	8.37	1066	0.327	-0.083	0.064	0.106	267.231170	-30.494681	-1526.63	953.72

2.4 Star Slots

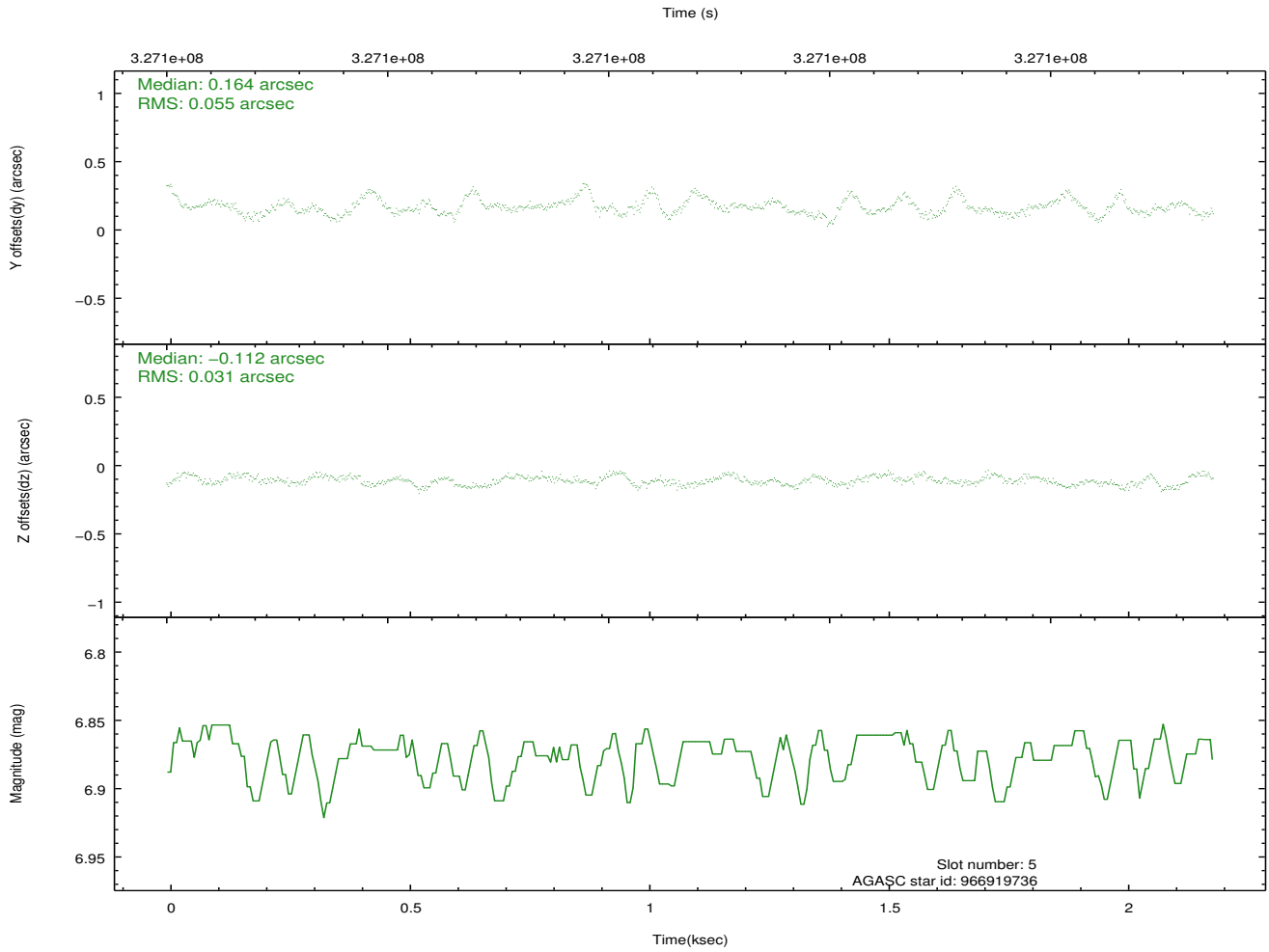
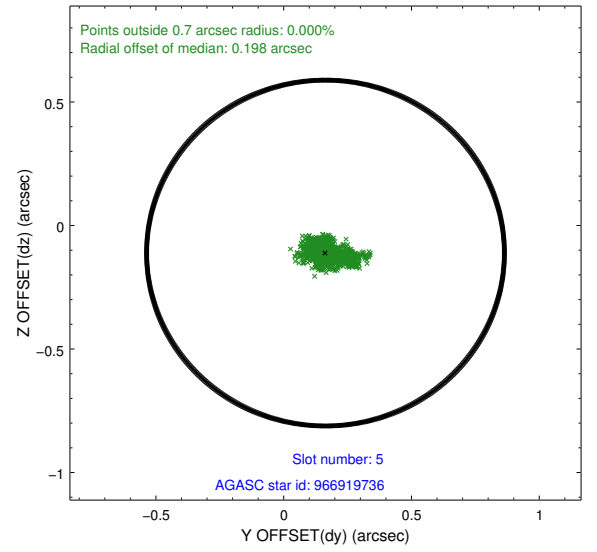
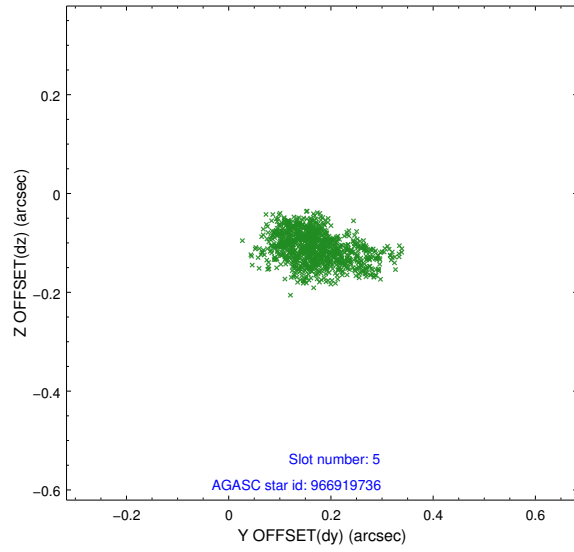
2.4.1 Slot 3



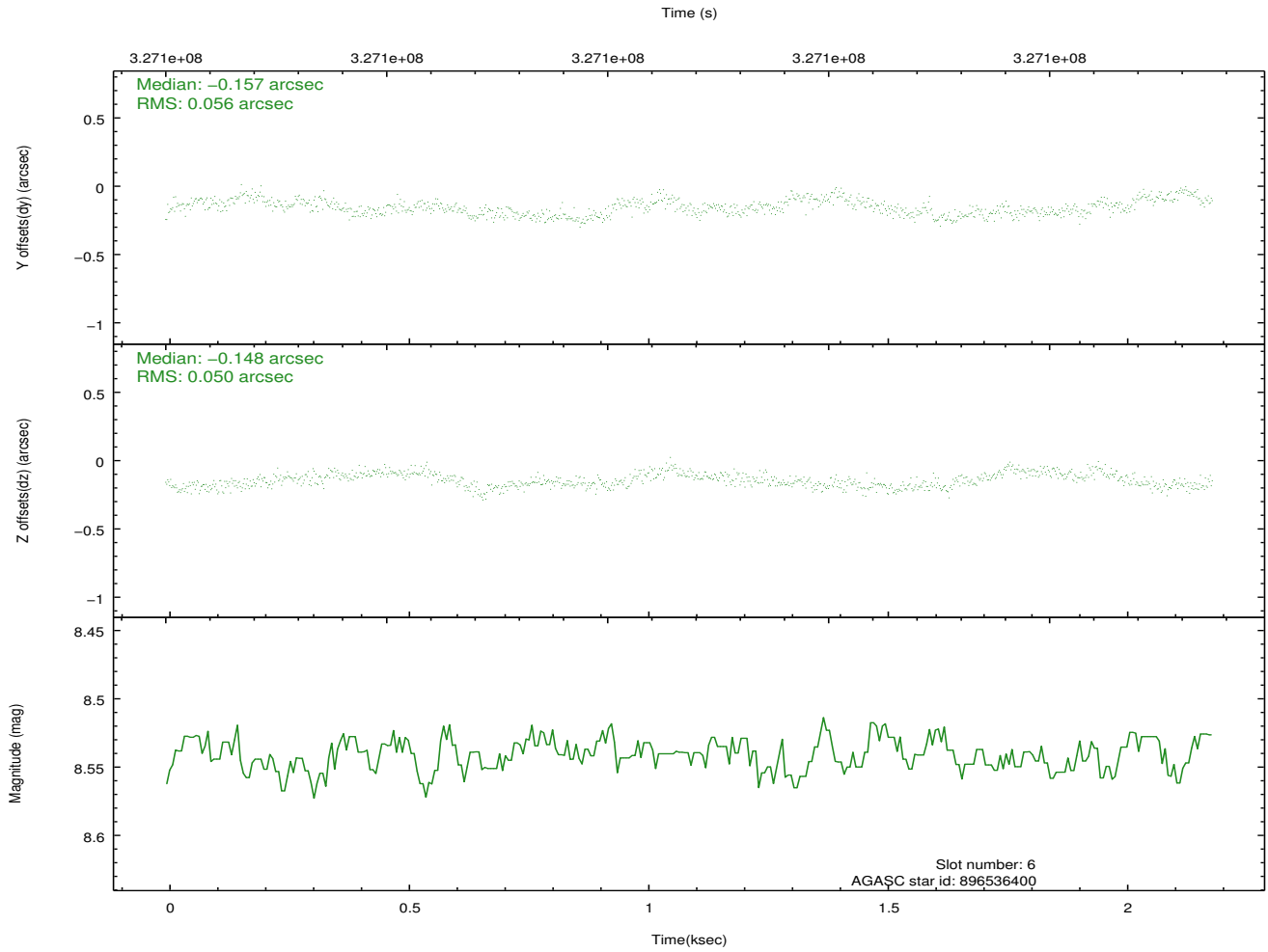
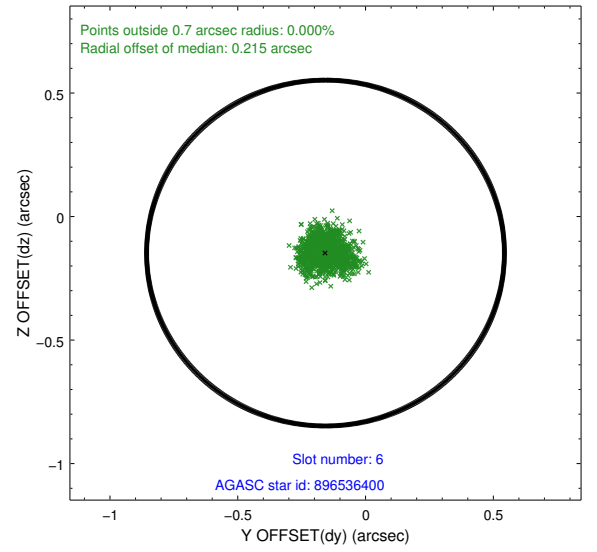
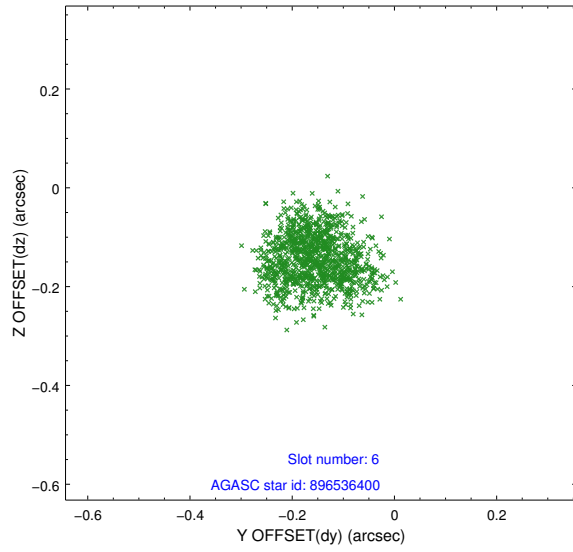
2.4.2 Slot 4



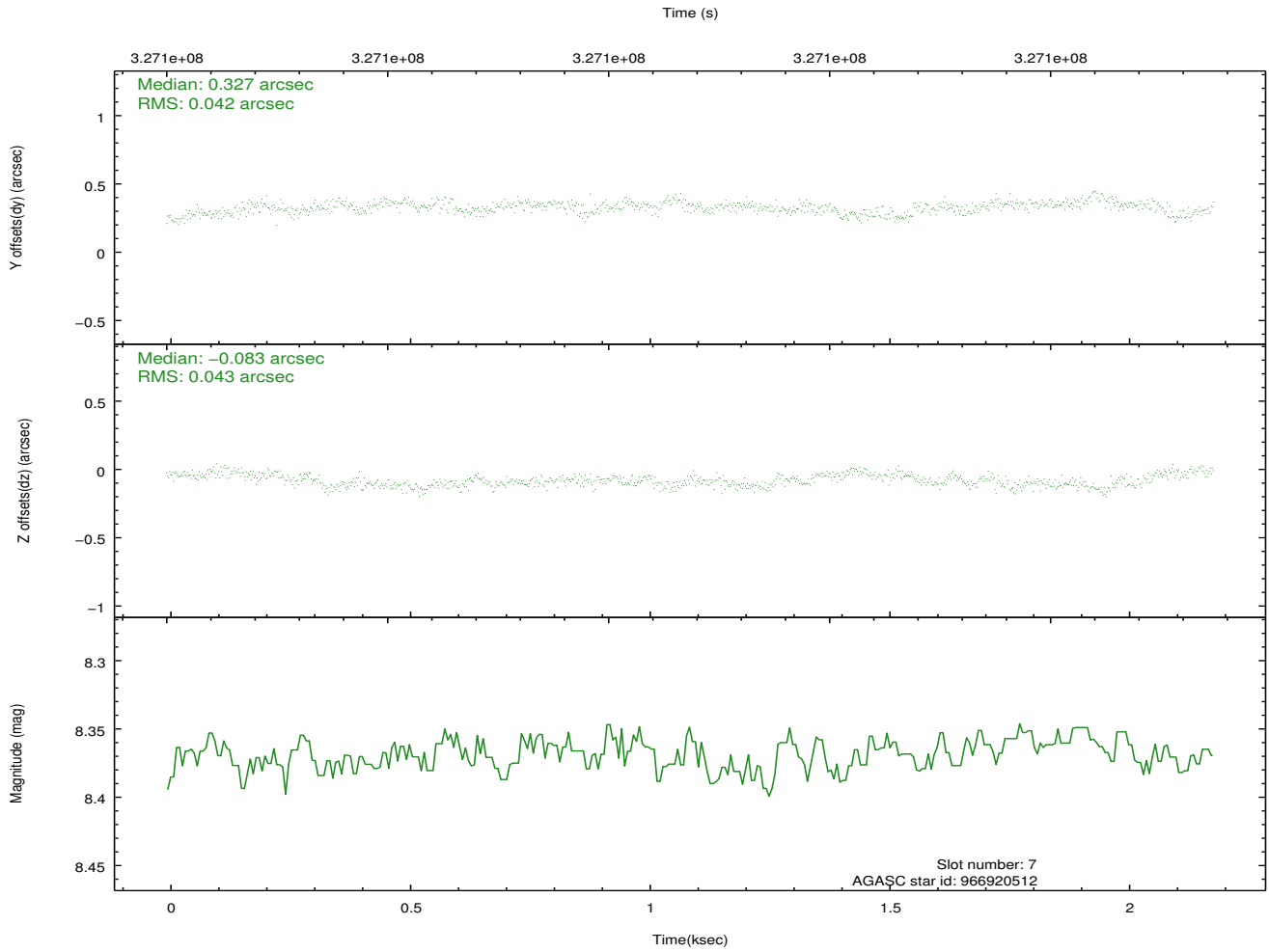
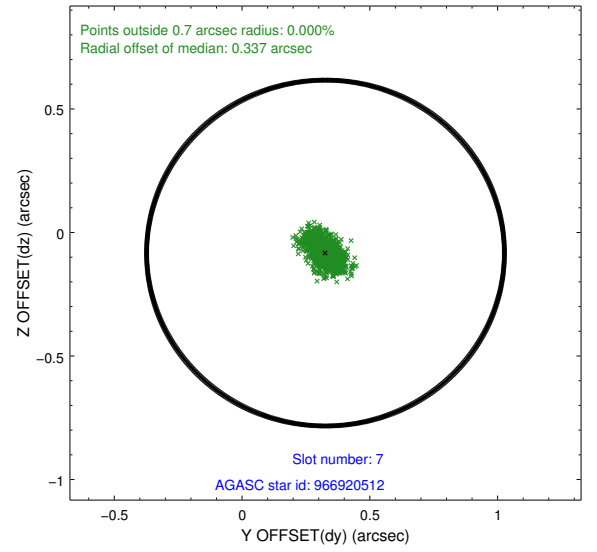
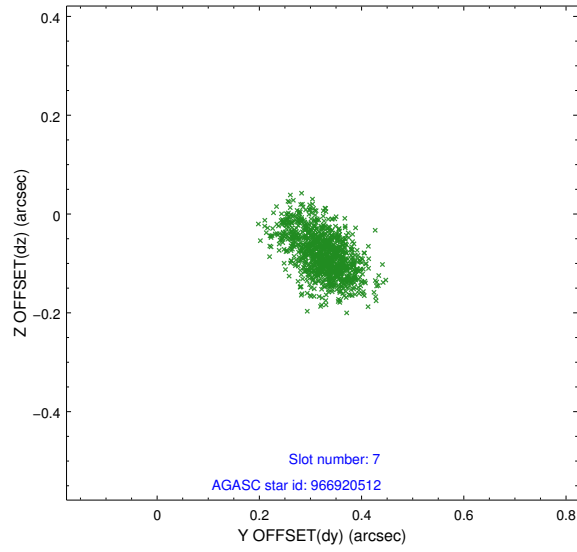
2.4.3 Slot 5



2.4.4 Slot 6

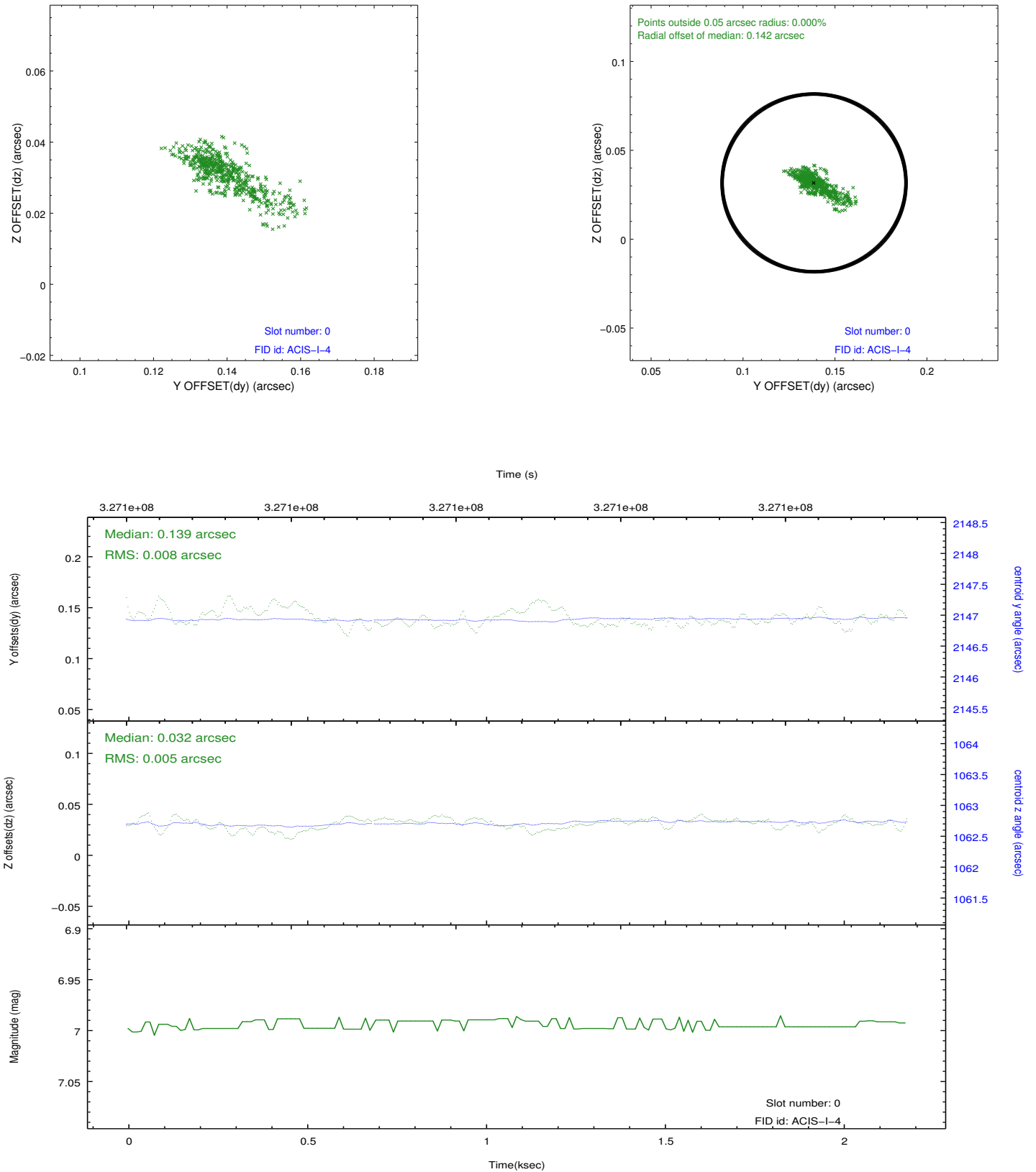


2.4.5 Slot 7

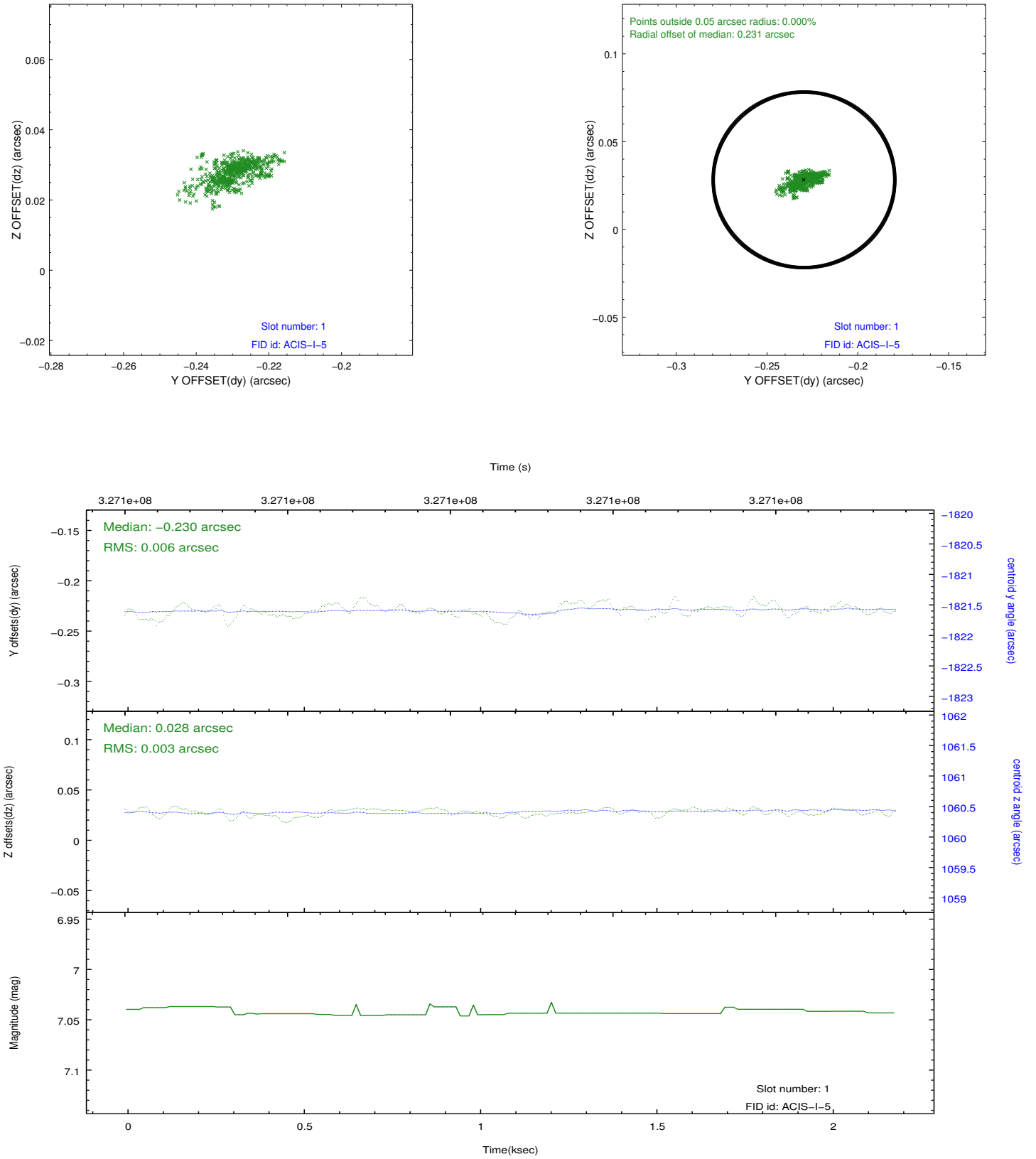


2.5 FID Slots

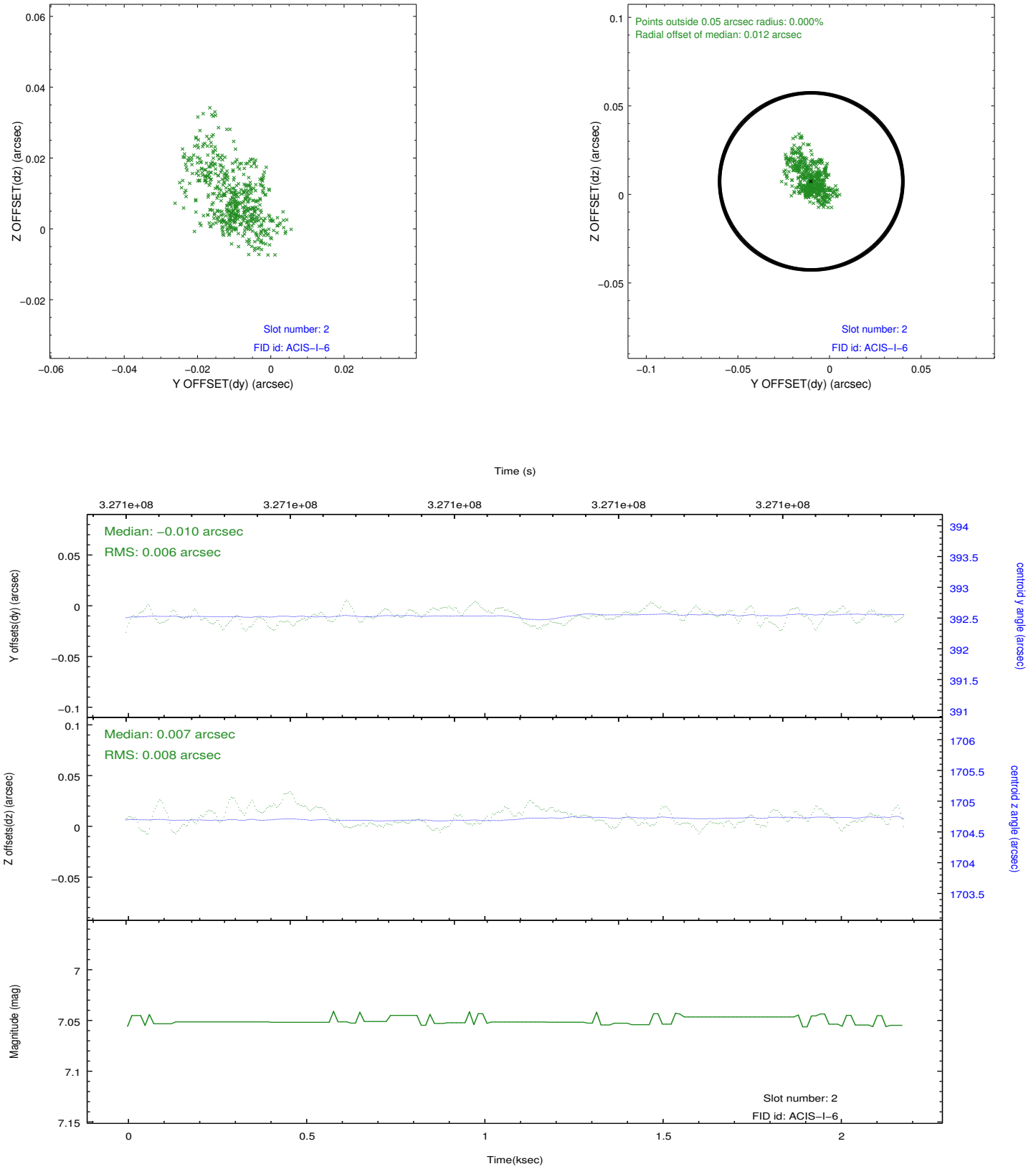
2.5.1 Slot 0



2.5.2 Slot 1



2.5.3 Slot 2



A Summary

A.1 Status

V&V Scientist	Beth Sundheim
V&V Date (YYYY-MM-DD)	2012.05.17
V&V Edition	1
V&V Disposition and Status	OK
V&V Charge Time	2.18550001

A.2 Comments

Joint proposal with NOAO.