

V&V Reference Report

L2 ASCDS Version : 10.9.1

Observation 5725 - L2 Version 4
Chandra X-Ray Center

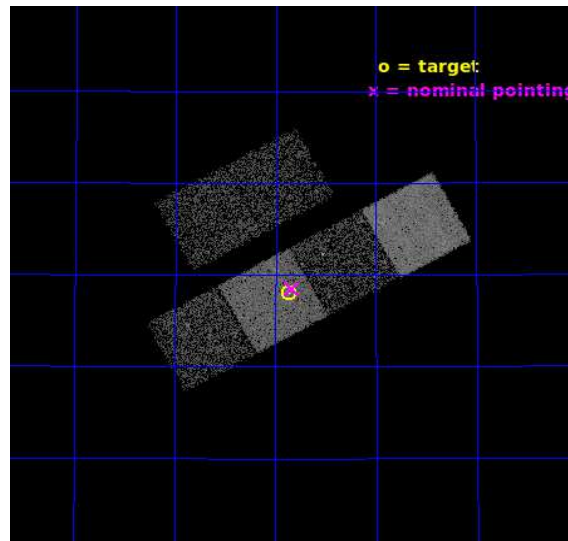
L2 Processing Date : Oct 5 2020

Contents

1	Front	2
2	OBI	3
2.1	OBI	3
2.1.1	Images	3
2.1.2	Bias	3
2.1.3	Parameters	4
2.1.4	Events	4
2.2	Compared Parameters	5
2.3	Aspect	6
2.4	Star Slots	9
2.4.1	Slot 3	9
2.4.2	Slot 4	10
2.4.3	Slot 5	11
2.4.4	Slot 6	12
2.4.5	Slot 7	13
2.5	FID Slots	14
2.5.1	Slot 0	14
2.5.2	Slot 1	15
2.5.3	Slot 2	16
A	Summary	17
A.1	Status	17
A.2	Comments	17

1 Front


seq_num	701147	Sequence number
obs_id	5725	Observation id
title	What kind of Jets does Nature make? X-ray characterization of the FIRST Flat Spectrum Sample	Proposal title
observer	Dr. Giovanni Fossati	Principal investigator
object	S4 0714+45	Source name
dtcycle	0	
cycle	P	events from which exps? Prim/Second/Both
ra_targ	109.465833	Observer's specified target RA [deg]
dec_targ	45.634278	Observer's specified target Dec [deg]
ra_nom	109.45930616702	Nominal RA [deg]
dec_nom	45.641823811152	Nominal Dec [deg]
roll_nom	151.152120595	Nominal Roll [deg]
revision	4	Processing version of data
ontime	7884.7999706268	Sum of GTIs [s]
livetime	7784.9578857422	Livetime [s]
ontime2	7884.7999706268	Sum of GTIs [s]
ontime3	7881.5589704216	Sum of GTIs [s]
ontime5	7884.7999706268	Sum of GTIs [s]
ontime6	7884.7999706268	Sum of GTIs [s]
ontime7	7884.7999706268	Sum of GTIs [s]
ontime8	7884.7999706268	Sum of GTIs [s]
l2events	46471	Number of level 2 events




2 OBI

2.1 OBI

2.1.1 Images



2.1.2 Bias



2.1.3 Parameters

obi_num	0	Obi number	sched_exp_time	7700.000000	[s] Scheduled observation exposure time
ascdsver	10.9.1	Processing system revision	ontime	7884.7999706268	Sum of GTIs [s]
caldsver	4.9.2	 	ontime2	7884.7999706268	Sum of GTIs [s]
date	2020-10-05T19:22:59	Date and time of file creation	ontime3	7881.5589704216	Sum of GTIs [s]
revision	4	Processing version of data	ontime5	7884.7999706268	Sum of GTIs [s]
			ontime6	7884.7999706268	Sum of GTIs [s]
			ontime7	7884.7999706268	Sum of GTIs [s]
			ontime8	7884.7999706268	Sum of GTIs [s]
			l1events	263265	Number of level 1 events

2.1.4 Events

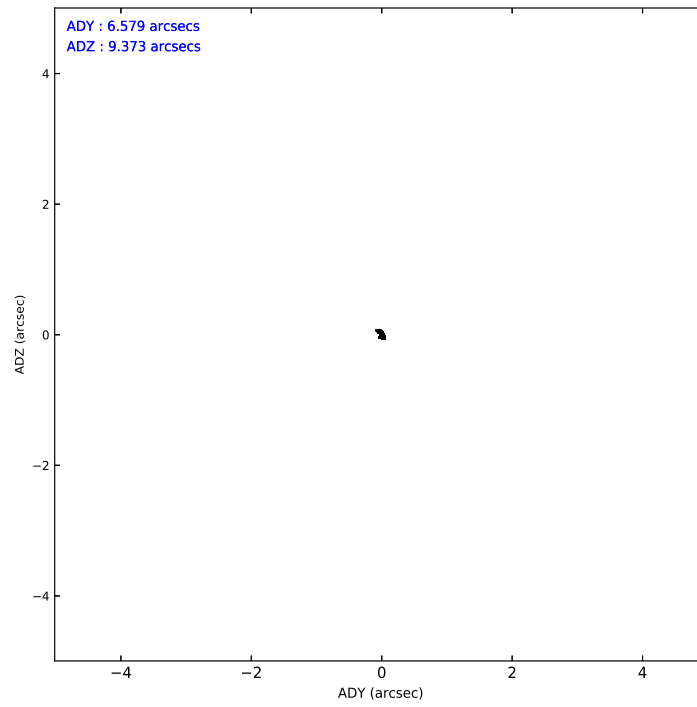
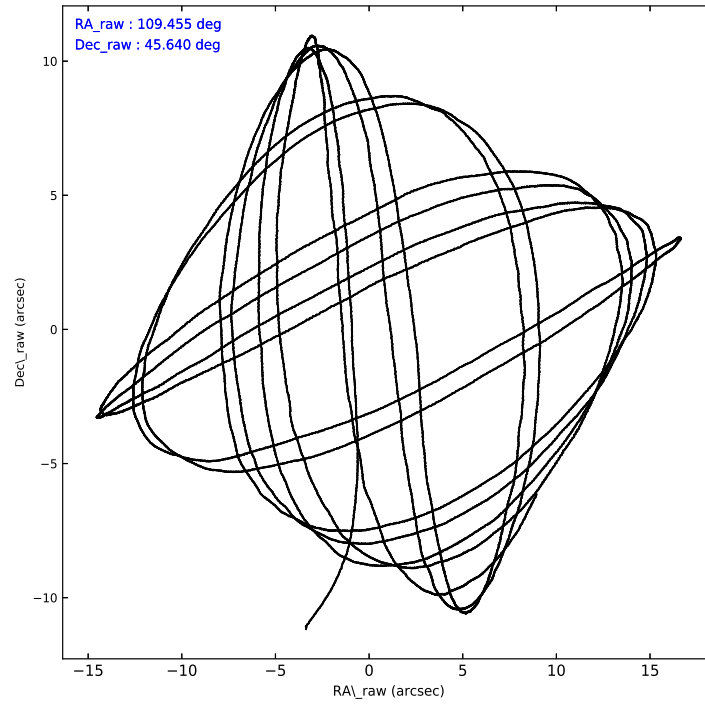
	ccd 2	ccd 3	ccd 5	ccd 6	ccd 7	ccd 8
level 1 events	48944	44613	44635	44254	27119	53700
rejected events	45331	41349	17543	40524	12219	42165
rejected %	92%	92%	39%	91%	45%	78%

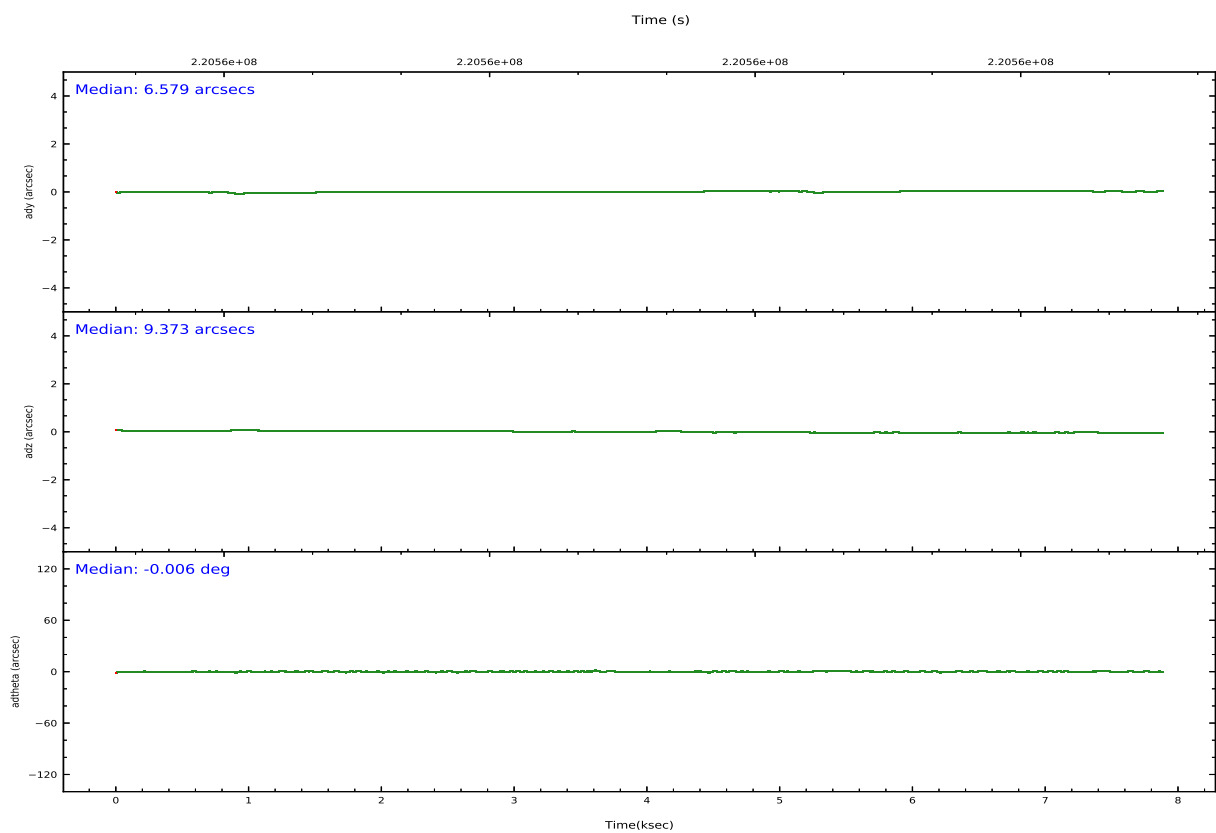
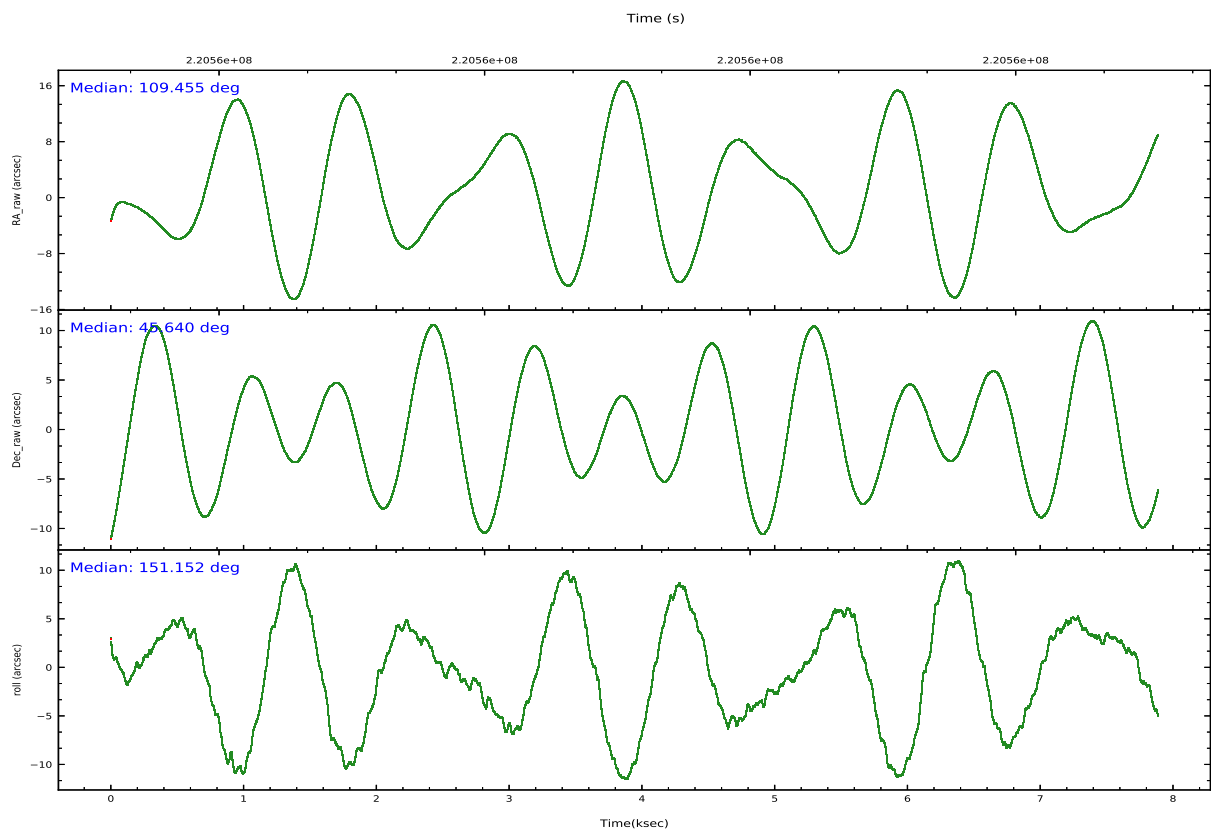
	ccd 2	ccd 3	ccd 5	ccd 6	ccd 7	ccd 8
grade 0 events	1541	1399	6931	1698	2055	3611
	3%	3%	15%	3%	7%	6%
grade 1 events	25	25	84	18	48	37
	0%	0%	0%	0%	0%	0%
grade 2 events	897	679	9089	803	3807	2919
	1%	1%	20%	1%	14%	5%
grade 3 events	412	442	1286	443	1723	1522
	0%	0%	2%	1%	6%	2%
grade 4 events	464	397	1289	437	1717	1323
	0%	0%	2%	0%	6%	2%
grade 5 events	767	885	3248	870	2743	1488
	1%	1%	7%	1%	10%	2%
grade 6 events	544	595	10429	642	6721	3281
	1%	1%	23%	1%	24%	6%
grade 7 events	44294	40191	12279	39343	8305	39519
	90%	90%	27%	88%	30%	73%

2.2 Compared Parameters

Parameter	Planned	Actual	Parameter	Planned	Actual
Instrument	ACIS	ACIS	Obspar version number	8	8
Detector	ACIS-235678	ACIS-235678	Obspar file type	PREDICTED	ACTUAL
Grating	NONE	NONE	Obspar update status	NONE	UPDATED
Data mode	VFAINT	VFAINT	Number of optional ACIS chips dropped	0	0
Observation mode	POINTING	POINTING	On-chip summing requested	N	N
[deg] Pointing RA	109.494000	109.45930616702	Subarray requested	NONE	NONE
[deg] Pointing Dec	45.641270	45.641823811152	Alternating exposures requested	N	N
[deg] Pointing Roll	150.968573	151.152120595	[s] Primary exposure time	0.000000	3.2
[mm] SIM focus pos	-0.684267	-0.6828225247311905			
[mm] SIM defocus	0	0.001444936568705701			
[mm] SIM translation stage pos	-190.132523	-190.1400660498719			
[mm] SIM translation stage offset	0	0.00754346686406393			
[s] Observation start time (MET)	220555372.184000	220554008.38279			
Observation start date	2004-12-27T17:21:48	2004-12-27T17:00:08			
[s] Observation end time (MET)	220563072.184000	220563899.63324			
Observation end date	2004-12-27T19:30:08	2004-12-27T19:44:59			
Read mode	TIMED	TIMED			

2.3 Aspect



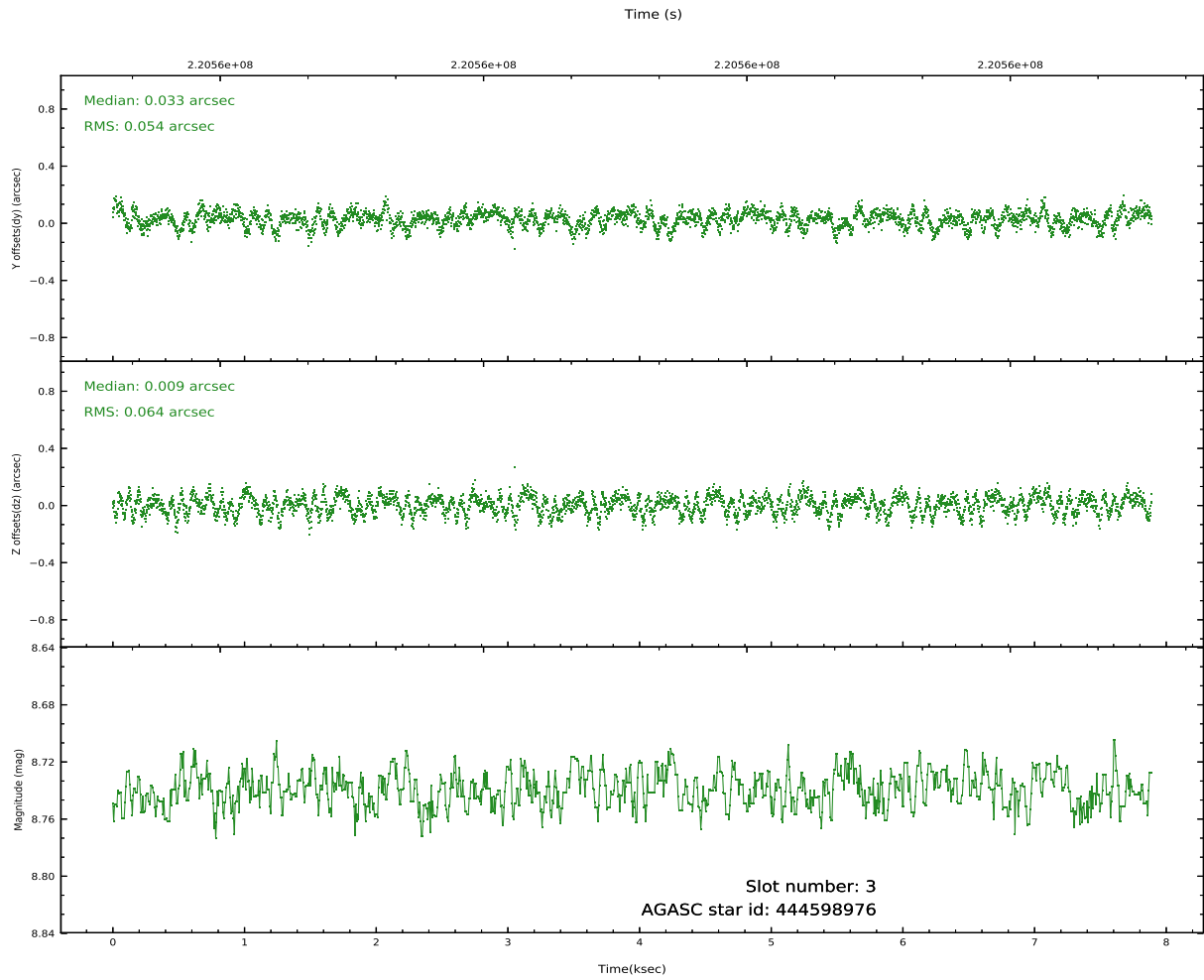
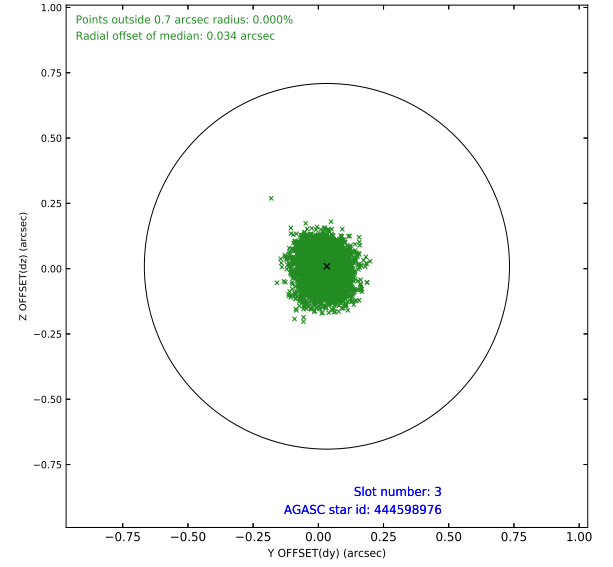
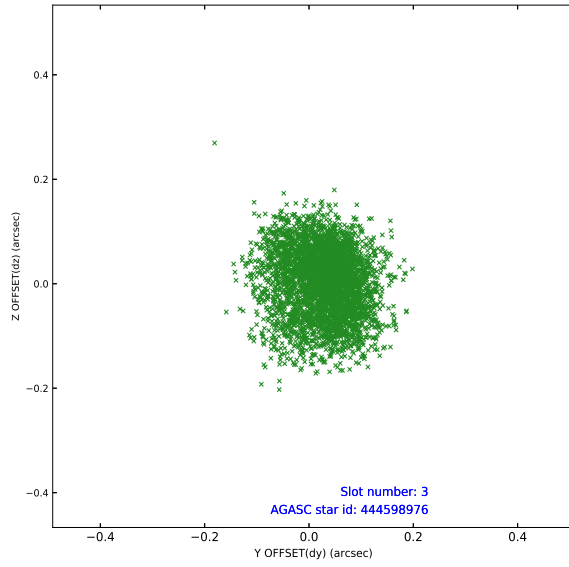


Slot Statistics

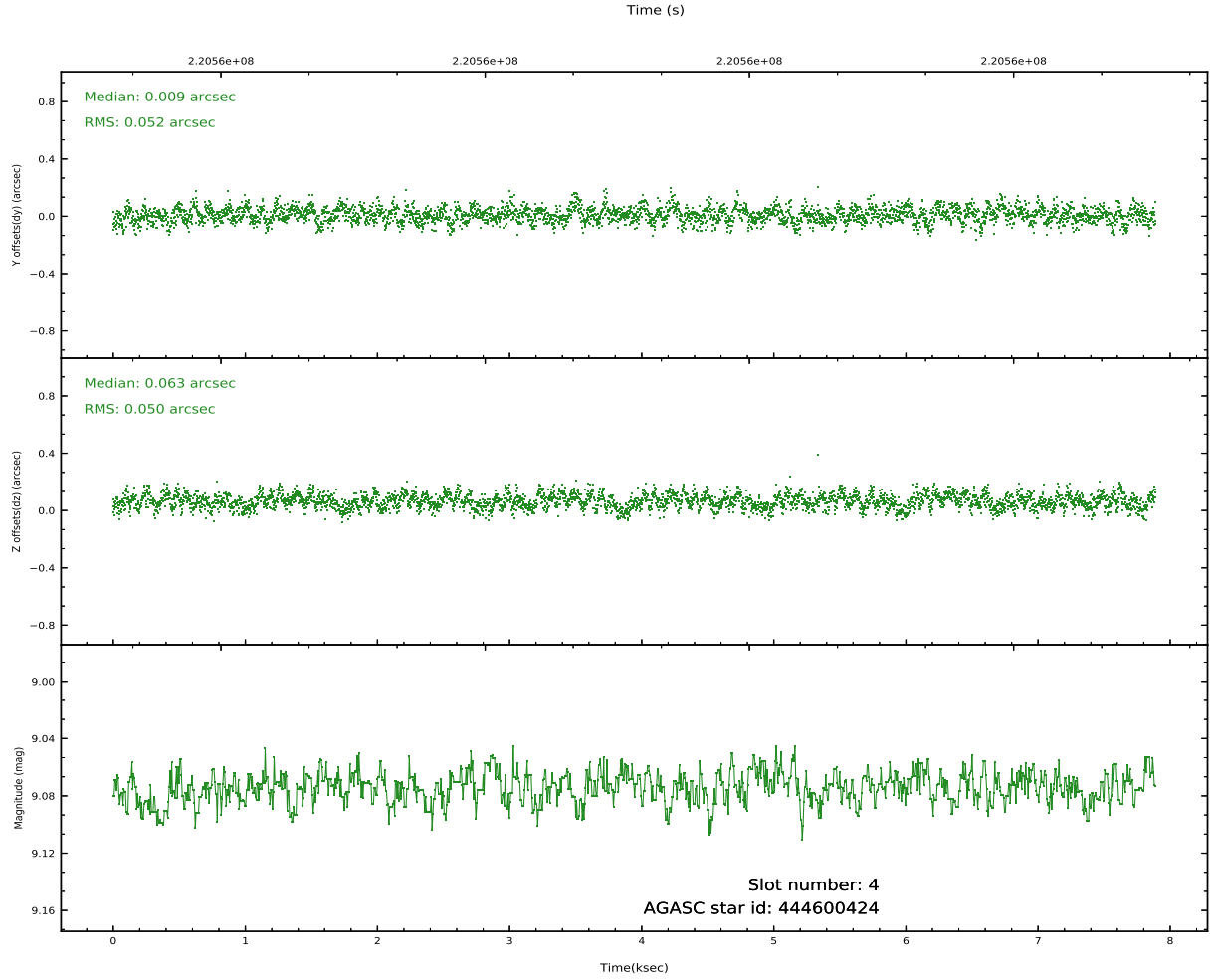
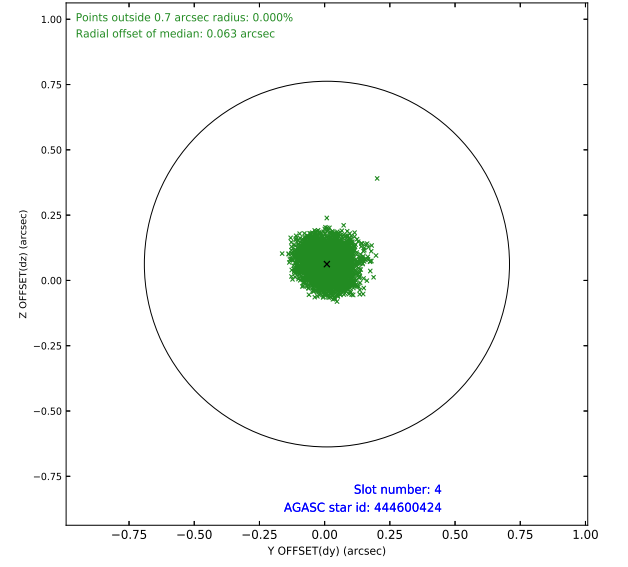
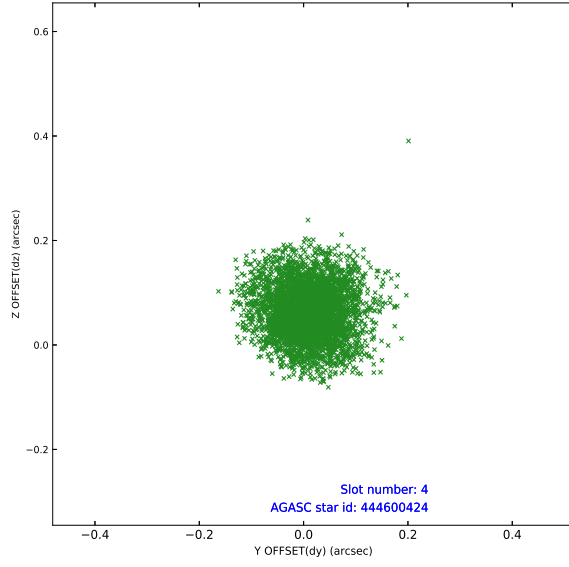
pt	status	used	id	mag	n_pts	frac_pts	med_dy	med_dz	dr1	dr2	ra	dec	mean_y	mea
0	FID		ACIS-S-2	7.10	1925	1.000	-0.081	-0.073	0.007	0.010	0.000000	0.000000	-759.35	-1730
1	FID		ACIS-S-4	7.21	1925	1.000	0.144	0.059	0.005	0.010	0.000000	0.000000	2153.77	177
2	FID		ACIS-S-5	7.23	1925	1.000	-0.094	0.023	0.006	0.011	0.000000	0.000000	-1811.34	171
3	GUIDE	used	444598976	8.74	3849	1.000	0.033	0.009	0.090	0.144	108.957208	45.209262	437.77	2016
4	GUIDE	used	444600424	9.07	3845	1.000	0.009	0.063	0.077	0.124	108.909560	46.070322	2028.70	-645
5	GUIDE	used	444728432	8.71	3848	1.000	0.038	-0.098	0.072	0.115	109.957113	45.881665	-592.41	-1323
6	GUIDE	used	444740400	8.34	3847	1.000	0.001	-0.026	0.053	0.089	109.959345	45.152920	-1884.69	960
7	GUIDE	used	444739112	8.72	3846	1.000	-0.075	0.055	0.060	0.098	110.587220	45.670050	-2345.46	-1441

2.4 Star Slots

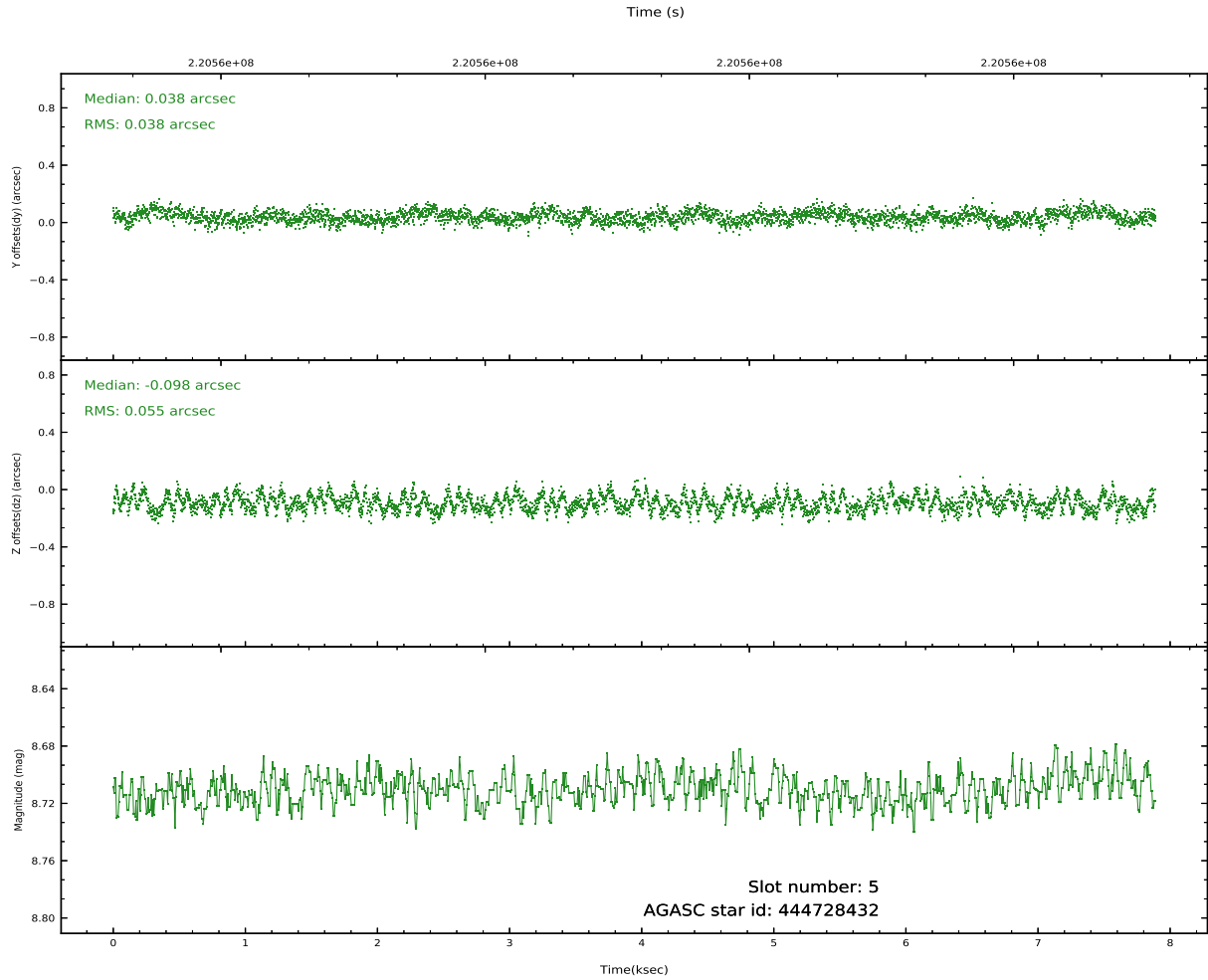
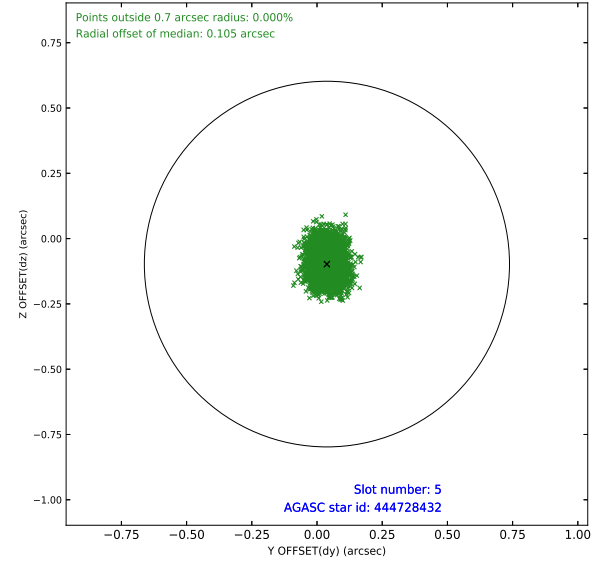
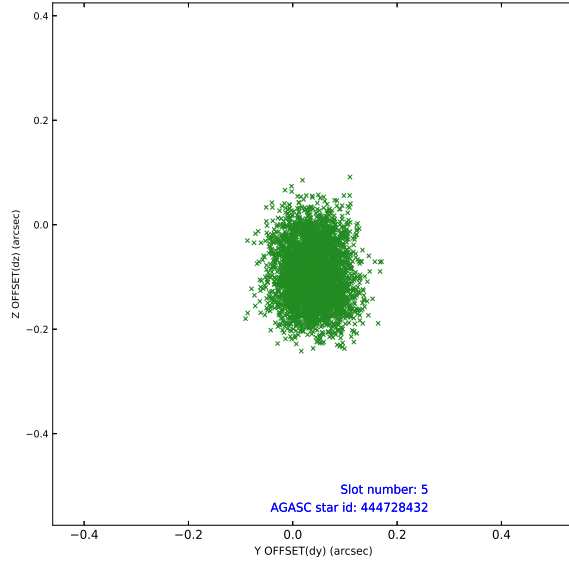
2.4.1 Slot 3



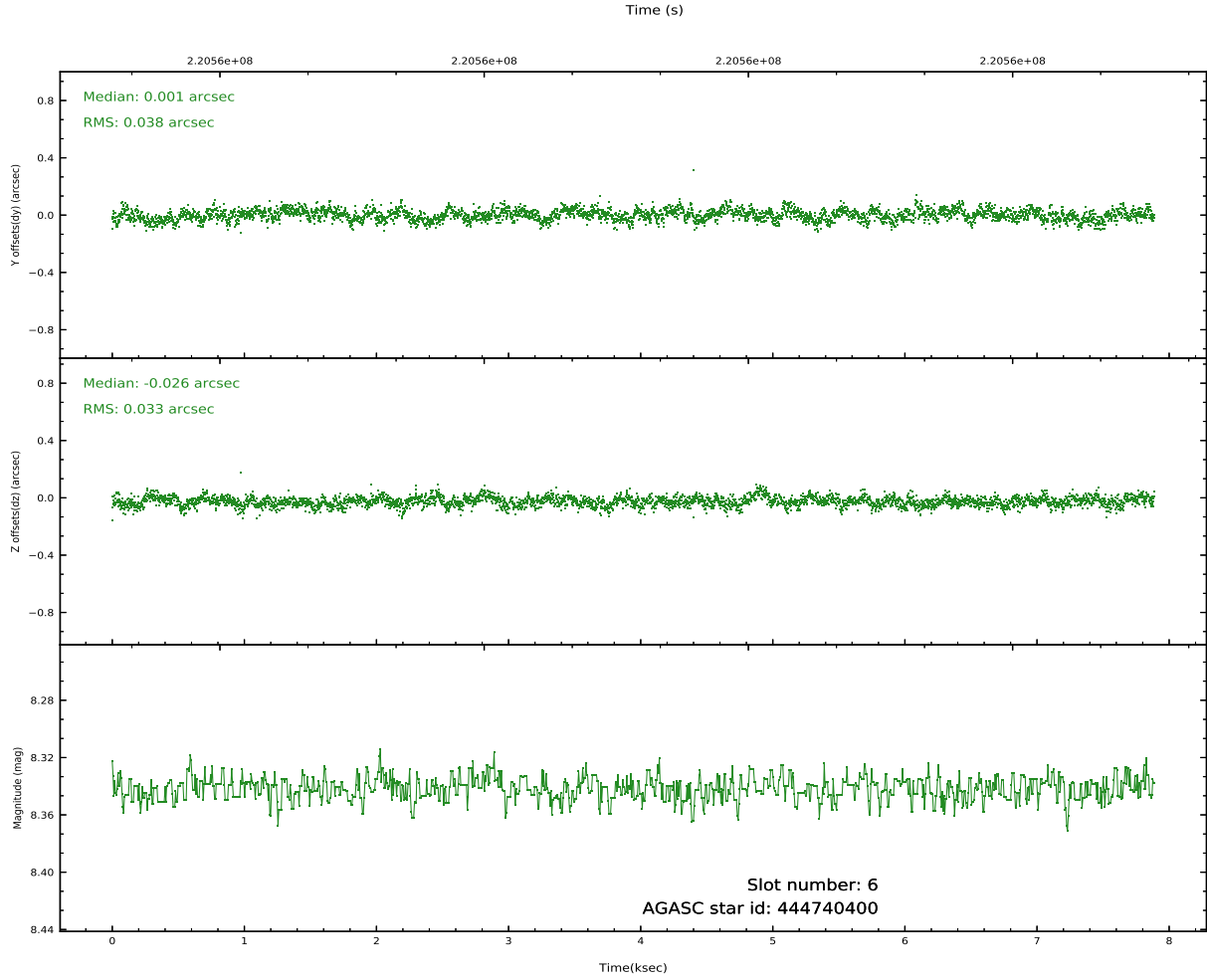
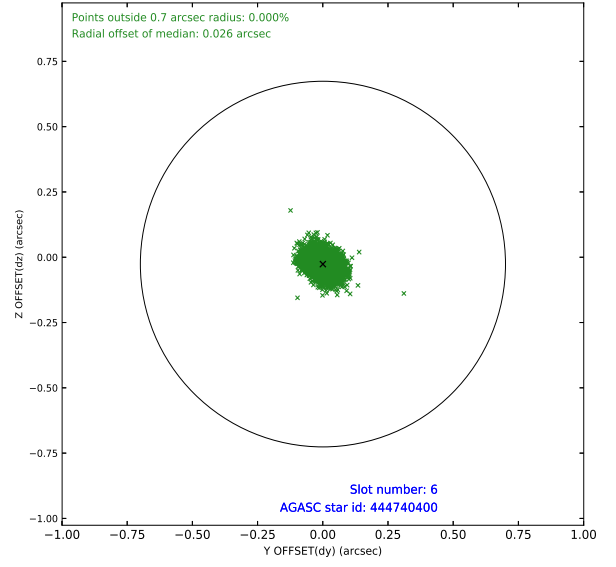
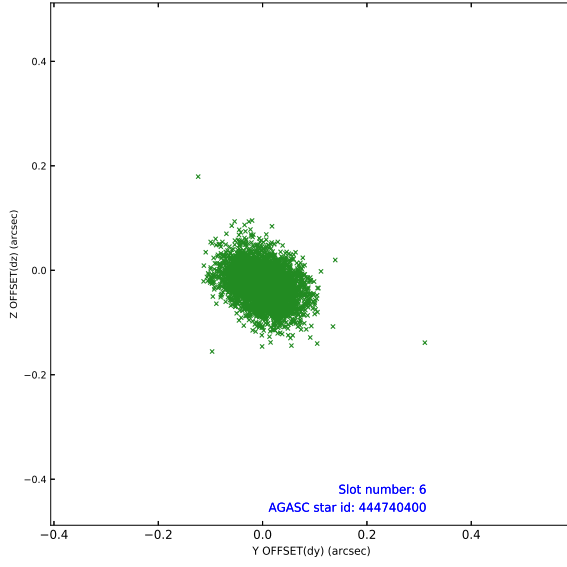
2.4.2 Slot 4



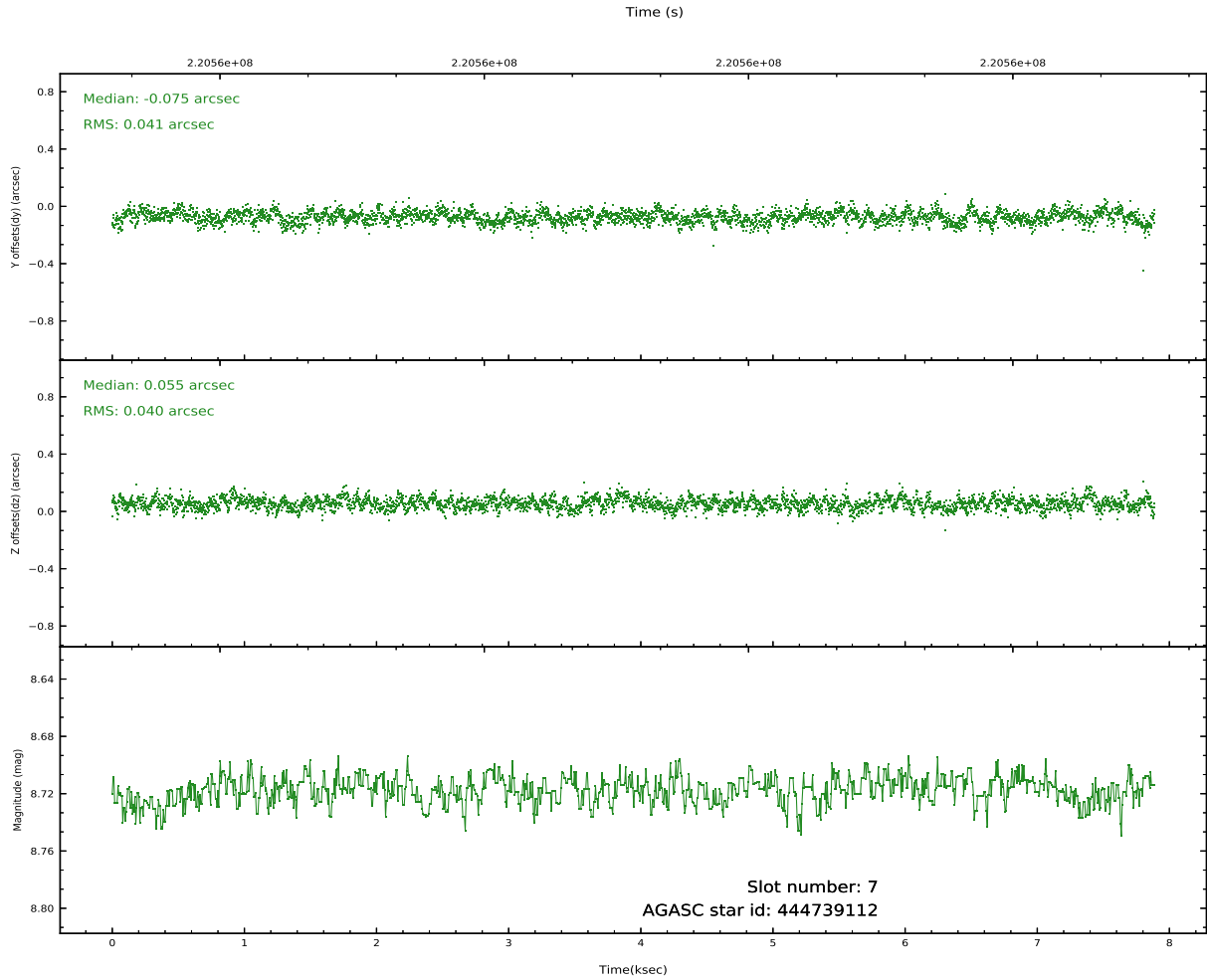
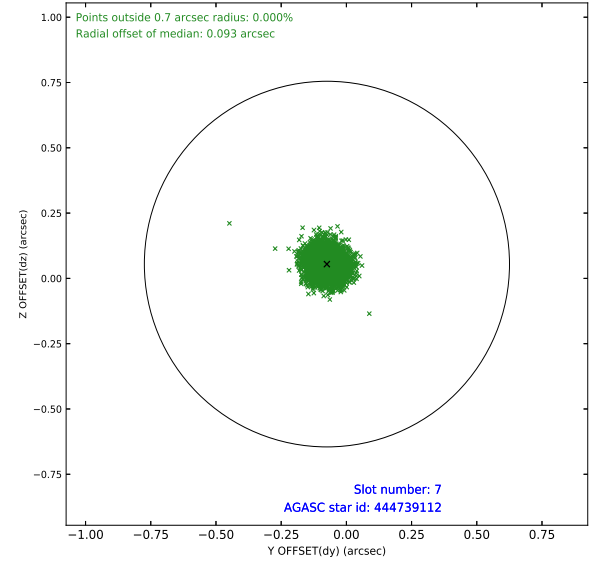
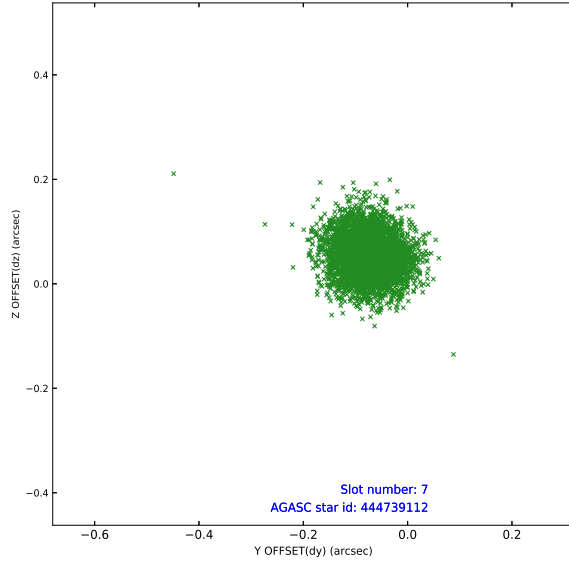
2.4.3 Slot 5



2.4.4 Slot 6

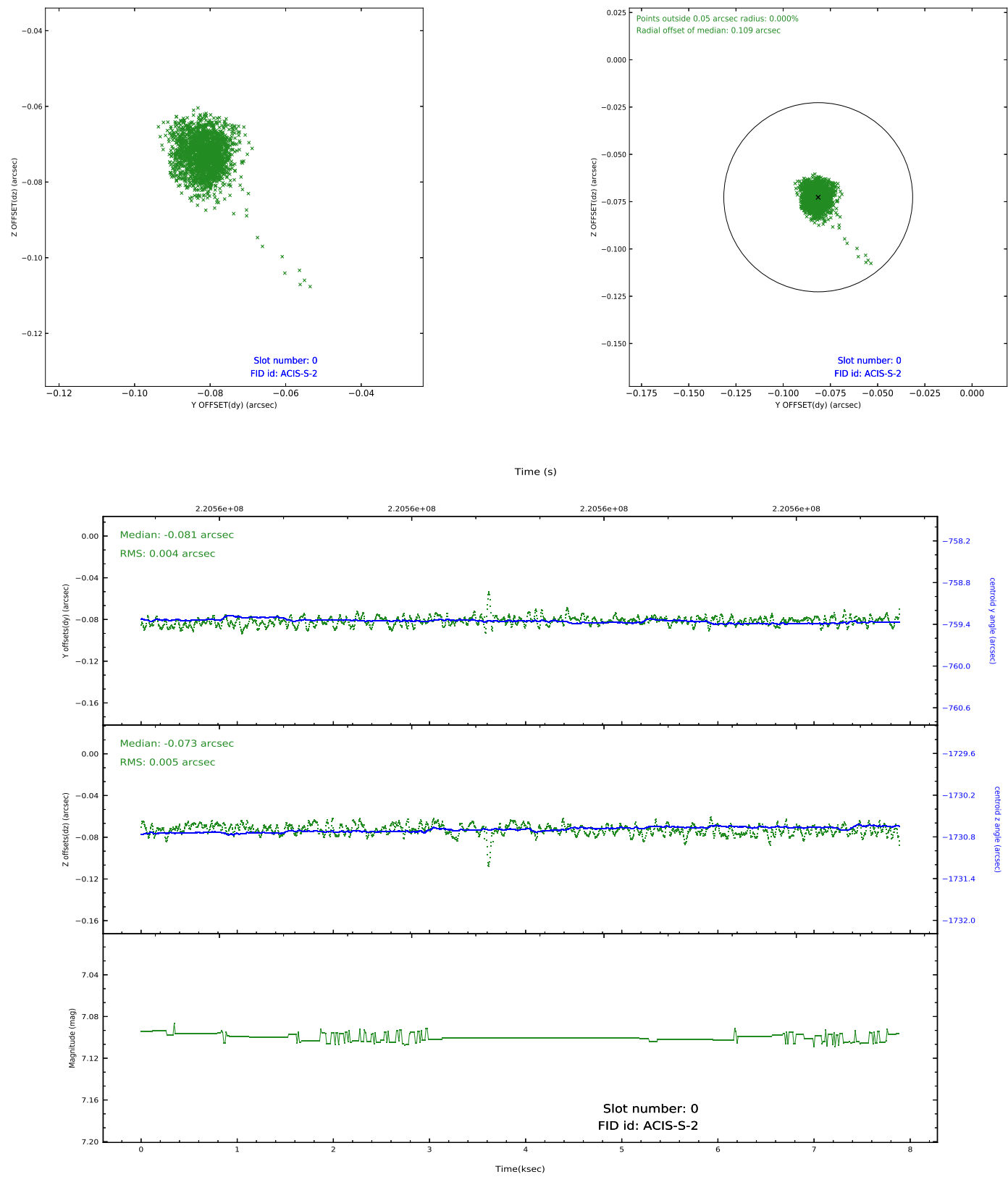


2.4.5 Slot 7

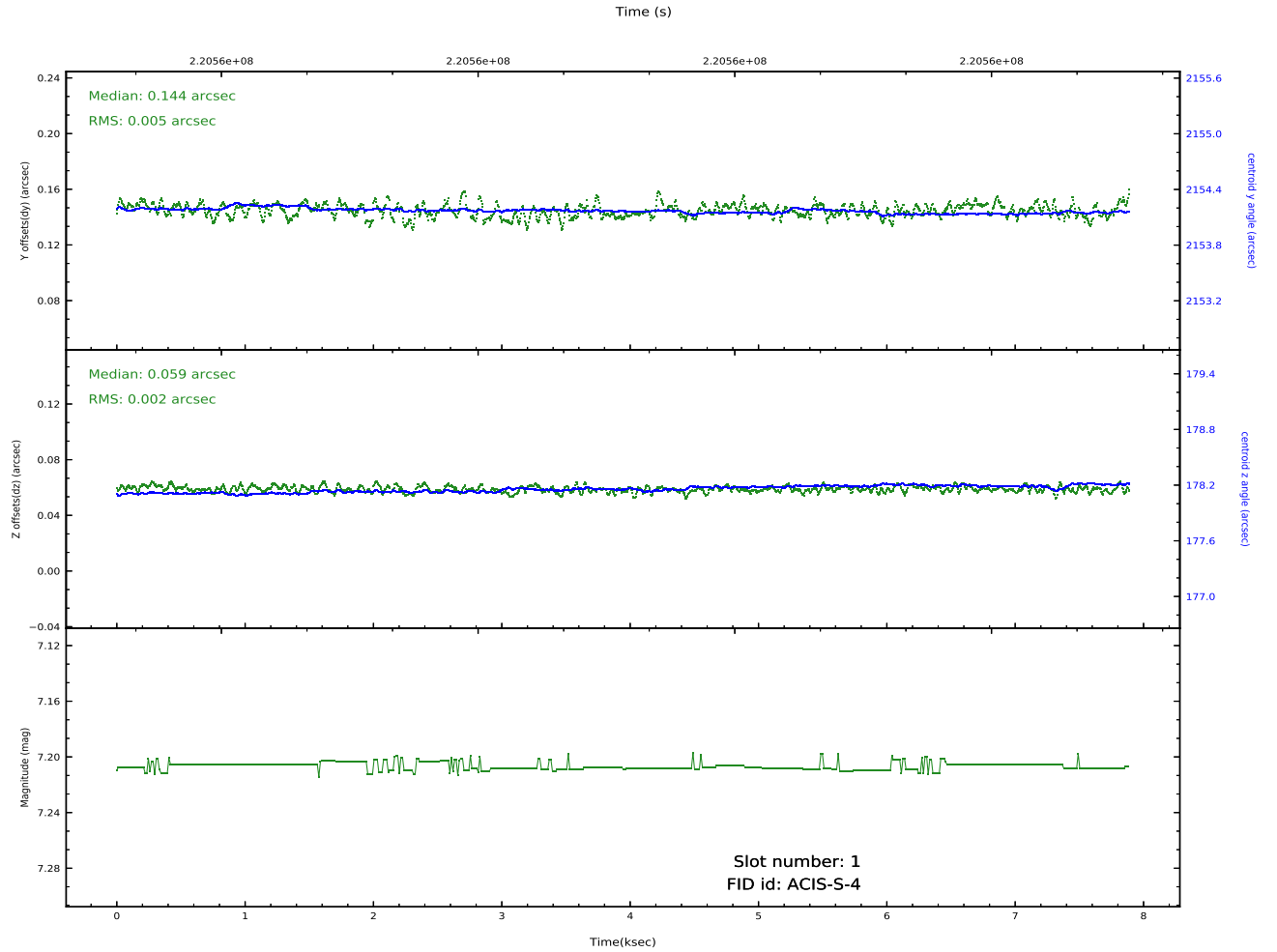
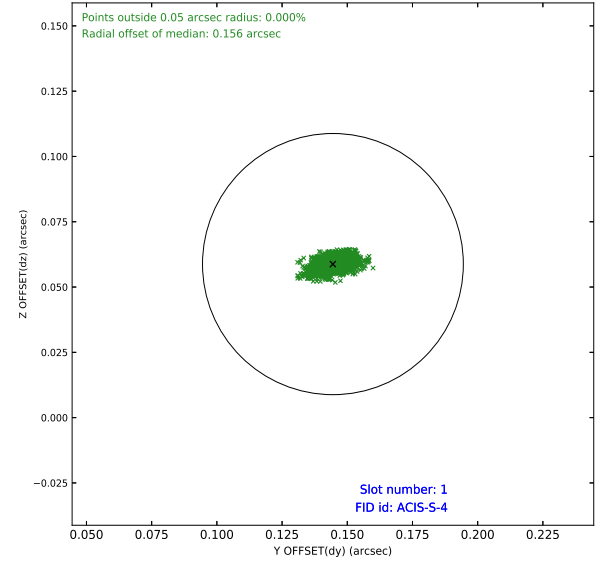
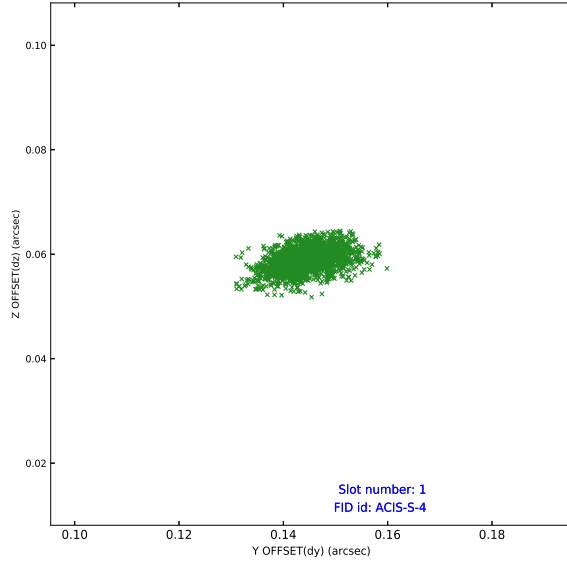


2.5 FID Slots

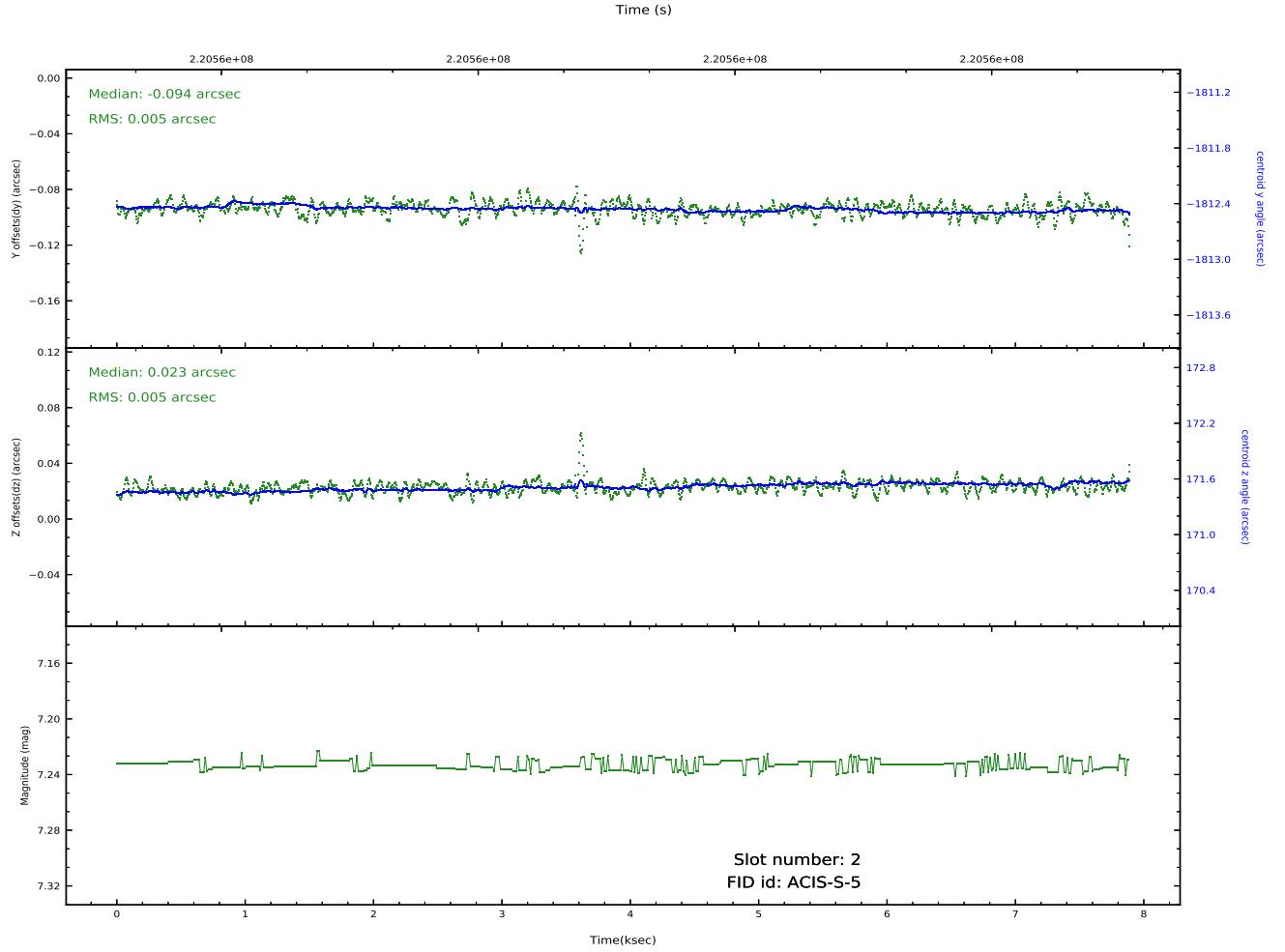
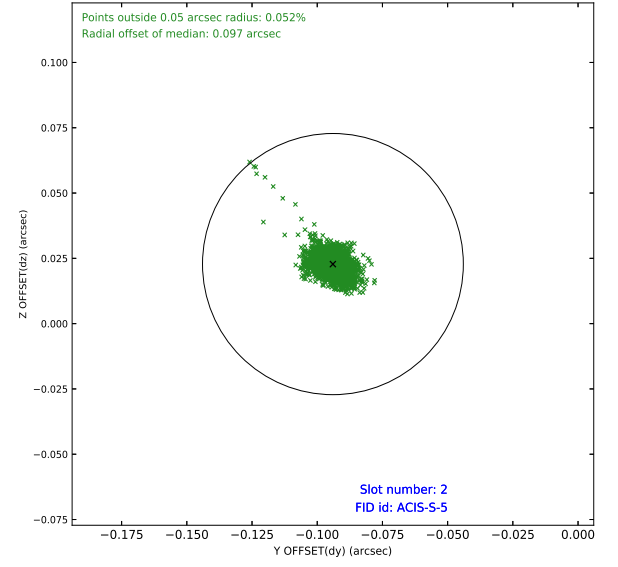
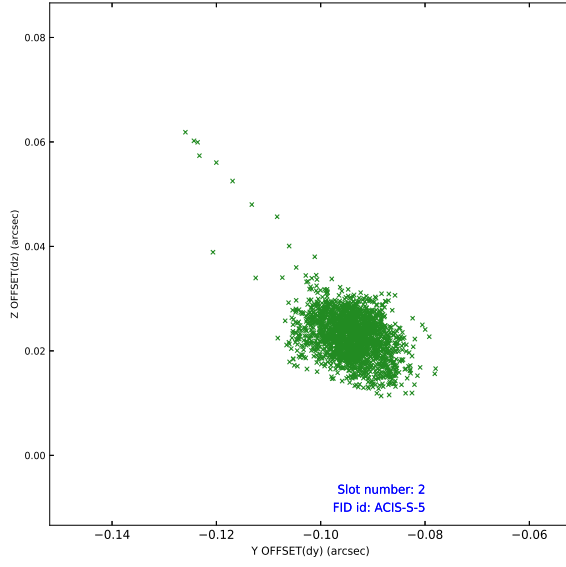
2.5.1 Slot 0



2.5.2 Slot 1



2.5.3 Slot 2



A Summary

A.1 Status

V&V Scientist	Beth Sundheim
V&V Date (YYYY-MM-DD)	2020.10.06
V&V Edition	1
V&V Disposition and Status	OK
V&V Charge Time	7.884799

A.2 Comments